

Institution: University of Northern Iowa (154095)

User ID: P1540951

Completions Overview

Welcome to the IPEDS Completions survey component. The Completions component is one of several IPEDS components that is conducted during the Fall data collection period. It collects the number of degrees and certificates awarded by field of study, level of award, race/ethnicity, and gender. The reporting period for the Completions component is during the 12-month time period beginning July 1 of the previous calendar year and ending June 30 of the current calendar year; therefore, for this year's Completions component, the reporting period is between July 1, 2014 and June 30, 2015. The Completions component is also collecting the number of students (e.g., completers) who earned awards between July 1, 2014 and June 30, 2015.

Completions Common Errors

Some common completions component errors include the following:

- Including award levels on your current year Completions that were not reported on your previous year's (PY) Institutional Characteristics (IC). [Award levels in the PY IC component cannot be changed; therefore, contact the IPEDS Help Desk at 1-877-225-2568 if you need assistance.]
- Forgetting to select CIP codes for new programs of study that are offered by the institution, but do not have completions for the reporting period.
- Forgetting to enter in zero in at least one of the cells for CIP codes that do not have completions.

Recent Changes

- The following question on **distance education** has been added to the bottom of each individual "CIP Data" screen:
"Is this program offered as a distance education program?"
- The following two screens, which collect data specifically on students were added to this component, beginning in the 2013-14 survey year:
 - **"All Completers"** - Collects the number of students who earned an award between July 1, 2014 and June 30, 2015 by gender and race/ethnicity. (The intent of this screen is to collect an **unduplicated count** of total numbers of completers.)
 - **"Completers by Level"** - Collects the number of students who earned an award between July 1, 2014 and June 30, 2015 by award level and 1) by gender; 2) by race/ethnicity; and 3) by age.
- The definition for Post-baccalaureate Certificate has changed slightly for the 2015-16 collection. The new definition is as follows: **An award that requires completion of an organized program of study beyond the bachelor's. It is designed for persons who have completed a baccalaureate degree, but does not meet the requirements of a master's degree.**

NOTE: Even though Teacher Preparation certificate programs may require a bachelor's degree for admission, they are considered sub-baccalaureate undergraduate programs, and students in these programs are undergraduate students.

General Information

CIP Codes:

The [CIP 2010 Website](#) includes a list of new CIP codes, a list of deleted CIP codes, a list of moved CIP Codes, and an online crosswalk of the 2000 CIP and 2010 CIP.

The Resources Page of the CIP 2010 website contains many valuable resources including:

- CIP 2010 Manual and copies of previous editions of the CIP Manual
- Crosswalk between the 2000 CIP codes and the 2010 CIP codes in Excel format

Keep in mind that some information provided by institutions on the Completions component appear in the [College Navigator](#), which is a major tool used by consumers searching for information about postsecondary education. It is therefore vitally important that you include accurate information about your institution.

Survey materials can be downloaded using the following link: [Survey Materials](#).

The prior year revision system can be accessed using the following link: [Prior Year Revision System](#)

Completions CIP Data

CIPCODE	Award Level	Major	Gender	Non Resident Alien	Hispanic / Latino	American Indian or Alaska Native	Asian	Black or African American	Native Hawaiian or Other Pacific Islander	White	Two or more Races	Race/ ethnicity unknown	Total	distance education program	
03.0104 Environmental Science	5 - Bachelor's degree	1	Men	0	0	0	0	0	0	2	0	0	2		
			Women	0	0	0	0	0	0	0	0	0	0		
			Total	0	0	0	0	0	0	2	0	0	2	No	
03.0104 Environmental Science	7 - Master's degree	1	Men	0	0	0	0	0	0	2	0	0	2		
			Women	0	0	0	0	0	0	2	0	0	2		
			Total	0	0	0	0	0	0	4	0	0	4	No	
03.0104 Environmental Science	5 - Bachelor's degree	2	Men	0	0	0	0	0	0	1	0	0	1		
			Women	0	0	0	0	0	0	4	0	0	4		
			Total	0	0	0	0	0	0	5	0	0	5	No	
05.0103 Asian Studies/Civilization	5 - Bachelor's degree	1	Men	0	0	0	0	0	0	0	0	0	0		
			Women	0	0	0	0	0	0	0	0	0	0		
			Total	0	0	0	0	0	0	0	0	0	0	No	
05.0207 Women's Studies	7 - Master's degree	1	Men	0	0	0	0	0	0	0	0	0	0		
			Women	0	0	0	1	0	0	0	0	0	0	1	
			Total	0	0	0	1	0	0	0	0	0	0	1	No
09.0101 Speech Communication and Rhetoric	5 - Bachelor's degree	1	Men	1	1	0	1	1	0	21	0	0	25		
			Women	0	5	0	0	1	0	45	0	1	52		
			Total	1	6	0	1	2	0	66	0	1	77	No	
09.0101 Speech Communication and Rhetoric	7 - Master's degree	1	Men	0	0	0	0	2	0	2	0	0	4		
			Women	0	0	0	0	0	0	2	0	0	2		
			Total	0	0	0	0	2	0	4	0	0	6	No	
09.0101 Speech Communication and Rhetoric	5 - Bachelor's degree	2	Men	0	0	0	0	0	0	0	0	0	0		
			Women	0	0	0	0	0	0	0	0	0	0		
			Total	0	0	0	0	0	0	0	0	0	0	No	
09.0102 Mass Communication/Media Studies	7 - Master's degree	1	Men	0	0	0	0	0	0	1	0	0	1		
			Women	0	0	0	0	1	0	0	0	0	1		
			Total	0	0	0	0	1	0	1	0	0	2	No	
09.0702 Digital Communication and Media/Multimedia	5 - Bachelor's degree	1	Men	0	0	0	0	0	0	35	0	1	36		
			Women	0	0	0	0	1	0	11	0	0	12		
			Total	0	0	0	0	1	0	46	0	1	48	No	
09.0702 Digital Communication and Media/Multimedia	5 - Bachelor's degree	2	Men	0	0	0	0	0	0	2	0	0	2		
			Women	0	0	0	0	0	0	3	0	0	3		
			Total	0	0	0	0	0	0	5	0	0	5	No	
09.0901 Organizational Communication, General	5 - Bachelor's degree	1	Men	0	0	0	0	0	0	0	0	0	0		
			Women	0	0	0	0	0	0	0	0	0	0		
			Total	0	0	0	0	0	0	0	0	0	0	No	
09.0902 Public Relations/Image Management	5 - Bachelor's degree	1	Men	0	2	0	0	1	0	9	0	1	13		
			Women	0	0	0	1	1	0	46	0	0	48		
			Total	0	2	0	1	2	0	55	0	1	61	No	
09.0902 Public Relations/Image Management	7 - Master's degree	1	Men	0	0	0	0	0	0	1	0	0	1		
			Women	0	0	0	0	0	0	0	0	0	0		
			Total	0	0	0	0	0	0	1	0	0	1	No	
09.0902		2	Men	0	0	0	0	0	0	0	0	0	0		
			Women	0	0	0	0	0	0	2	0	0	2		

CIPCODE	Award Level	Major	Gender	Non Resident Alien	Hispanic / Latino	American Indian or Alaska Native	Asian	Black or African American	Native Hawaiian or Other Pacific Islander	White	Two or more Races	Race/ ethnicity unknown	Total	distance education program
Public Relations/Image Management	5 - Bachelor's degree		Total	0	0	0	0	0	0	2	0	0	2	No
10.0301 Graphic Communications, General	5 - Bachelor's degree	1	Men	0	0	0	0	0	0	4	0	0	4	
			Women	1	0	0	0	0	0	9	0	0	10	
			Total	1	0	0	0	0	0	13	0	0	14	No
10.0301 Graphic Communications, General	7 - Master's degree	1	Men	0	0	0	0	0	0	0	0	0	0	
			Women	0	0	0	0	0	0	0	0	0	0	
			Total	0	0	0	0	0	0	0	0	0	0	No
10.0301 Graphic Communications, General	5 - Bachelor's degree	2	Men	0	0	0	0	0	0	0	0	0	0	
			Women	0	0	0	0	0	0	0	0	0	0	
			Total	0	0	0	0	0	0	0	0	0	0	No
11.0199 Computer and Information Sciences, Other	5 - Bachelor's degree	1	Men	0	0	0	0	0	0	0	0	0	0	
			Women	0	0	0	0	0	0	0	0	0	0	
			Total	0	0	0	0	0	0	0	0	0	0	No
11.0701 Computer Science	5 - Bachelor's degree	1	Men	4	0	0	0	0	0	29	0	0	33	
			Women	1	0	0	0	0	0	4	0	0	5	
			Total	5	0	0	0	0	0	33	0	0	38	No
11.0701 Computer Science	7 - Master's degree	1	Men	0	0	0	0	0	0	0	0	0	0	
			Women	0	0	0	0	0	0	0	0	0	0	
			Total	0	0	0	0	0	0	0	0	0	0	No
11.0701 Computer Science	5 - Bachelor's degree	2	Men	1	0	0	0	0	0	1	0	0	2	
			Women	0	0	0	0	0	0	0	0	0	0	
			Total	1	0	0	0	0	0	1	0	0	2	No
11.0901 Computer Systems Networking and Telecommunications	5 - Bachelor's degree	1	Men	0	0	0	0	0	0	2	0	1	3	
			Women	0	0	0	0	0	0	0	0	0	0	
			Total	0	0	0	0	0	0	2	0	1	3	No
11.0901 Computer Systems Networking and Telecommunications	5 - Bachelor's degree	2	Men	0	0	0	0	0	0	0	0	0	0	
			Women	0	0	0	0	0	0	0	0	0	0	
			Total	0	0	0	0	0	0	0	0	0	0	No
13.0101 Education, General	19 - Doctor's degree - Other	1	Men	1	0	0	0	0	0	0	0	0	1	
			Women	0	0	0	0	0	0	0	0	0	0	
			Total	1	0	0	0	0	0	0	0	0	1	No
13.0301 Curriculum and Instruction	19 - Doctor's degree - Other	1	Men	0	0	0	0	0	0	0	0	0	0	
			Women	0	0	0	0	0	0	2	0	0	2	
			Total	0	0	0	0	0	0	2	0	0	2	No
13.0401 Educational Leadership and Administration, General	19 - Doctor's degree - Other	1	Men	1	0	0	0	0	0	5	0	0	6	
			Women	0	0	0	0	0	0	2	0	0	2	
			Total	1	0	0	0	0	0	7	0	0	8	No
13.0408 Elementary and Middle School Administration/Principalship	7 - Master's degree	1	Men	5	0	0	0	0	0	14	0	2	21	
			Women	6	0	0	0	0	0	19	0	2	27	
			Total	11	0	0	0	0	0	33	0	4	48	Yes
13.0501	7 - Master's degree	1	Men	0	0	0	0	0	0	1	0	0	1	
			Women	0	0	0	0	0	0	3	0	0	3	

CIPCODE	Award Level	Major	Gender	Non Resident Alien	Hispanic / Latino	American Indian or Alaska Native	Asian	Black or African American	Native Hawaiian or Other Pacific Islander	White	Two or more Races	Race/ ethnicity unknown	Total	distance education program
Educational/Instructional Technology			Total	0	0	0	0	0	0	4	0	0	4	Yes
13.0901	7 - Master's degree	1	Men	0	0	0	0	0	0	0	0	0	0	
Social and Philosophical Foundations of Education			Women	1	0	0	0	0	0	2	0	0	3	
			Total	1	0	0	0	0	0	2	0	0	3	Yes
13.1001	7 - Master's degree	1	Men	0	0	0	0	0	0	1	0	0	1	
Special Education and Teaching, General			Women	0	0	0	0	0	0	13	0	0	13	
			Total	0	0	0	0	0	0	14	0	0	14	No
13.1004	7 - Master's degree	1	Men	0	0	0	0	0	0	0	0	0	0	
Education/Teaching of the Gifted and Talented			Women	0	0	0	0	0	0	0	0	0	0	
			Total	0	0	0	0	0	0	0	0	0	0	No
13.1006	5 - Bachelor's degree	1	Men	0	0	0	0	0	0	0	0	0	0	
Education/Teaching of Individuals with Mental Retardation			Women	0	0	0	0	0	0	0	0	0	0	
			Total	0	0	0	0	0	0	0	0	0	0	No
13.1009	7 - Master's degree	1	Men	0	0	0	0	0	0	1	0	0	1	
Education/Teaching of Individuals with Vision Impairments Including Blindness			Women	0	0	0	0	0	0	1	0	0	1	
			Total	0	0	0	0	0	0	2	0	0	2	No
13.1101	7 - Master's degree	1	Men	0	0	0	0	0	0	6	0	0	6	
Counselor Education/School Counseling and Guidance Services			Women	0	1	0	0	1	0	17	0	0	19	
			Total	0	1	0	0	1	0	23	0	0	25	No
13.1102	7 - Master's degree	1	Men	0	0	0	0	0	0	3	0	0	3	
College Student Counseling and Personnel Services			Women	0	1	0	0	1	0	10	0	0	12	
			Total	0	1	0	0	1	0	13	0	0	15	No
13.1202	5 - Bachelor's degree	1	Men	0	2	0	0	1	0	28	0	2	33	
Elementary Education and Teaching			Women	0	3	0	0	1	0	201	0	1	206	
			Total	0	5	0	0	2	0	229	0	3	239	No
13.1202	7 - Master's degree	1	Men	0	0	0	0	0	0	1	0	1	2	
Elementary Education and Teaching			Women	0	1	0	0	0	0	19	0	0	20	
			Total	0	1	0	0	0	0	20	0	1	22	Yes
13.1202	5 - Bachelor's degree	2	Men	0	0	0	0	0	0	0	0	0	0	
Elementary Education and Teaching			Women	0	0	0	0	0	0	1	0	0	1	
			Total	0	0	0	0	0	0	1	0	0	1	No
13.1203	5 - Bachelor's degree	1	Men	0	0	0	0	0	0	0	0	0	0	
Junior High/Intermediate/Middle School Education and Teaching			Women	0	0	0	0	0	0	0	0	0	0	
			Total	0	0	0	0	0	0	0	0	0	0	No
13.1203	7 - Master's degree	1	Men	0	0	0	0	0	0	0	0	0	0	
Junior High/Intermediate/Middle School Education and Teaching			Women	0	0	0	0	0	0	0	0	0	0	
			Total	0	0	0	0	0	0	0	0	0	0	No
13.1203	5 - Bachelor's degree	2	Men	0	0	0	0	0	0	7	0	1	8	
Junior High/Intermediate/Middle School Education and Teaching			Women	0	0	0	0	0	0	29	0	0	29	
			Total	0	0	0	0	0	0	36	0	1	37	No
13.1209		1	Men	0	0	0	0	0	0	0	0	0	0	
			Women	0	0	0	0	0	0	12	0	0	12	

CIPCODE	Award Level	Major	Gender	Non Resident Alien	Hispanic / Latino	American Indian or Alaska Native	Asian	Black or African American	Native Hawaiian or Other Pacific Islander	White	Two or more Races	Race/ ethnicity unknown	Total	distance education program
Kindergarten/Preschool Education and Teaching	5 - Bachelor's degree		Total	0	0	0	0	0	0	12	0	0	12	No
13.1209 Kindergarten/Preschool Education and Teaching	7 - Master's degree	1	Men	0	0	0	0	0	0	0	0	0	0	
			Women	0	0	0	0	0	0	0	0	0	0	
			Total	0	0	0	0	0	0	0	0	0	0	No
13.1209 Kindergarten/Preschool Education and Teaching	5 - Bachelor's degree	2	Men	0	0	0	0	0	0	1	0	0	1	
			Women	0	0	0	2	0	0	43	0	0	45	
			Total	0	0	0	2	0	0	44	0	0	46	No
13.1303 Business Teacher Education	5 - Bachelor's degree	1	Men	0	0	0	0	1	0	1	0	0	2	
			Women	0	1	0	0	0	0	4	0	0	5	
			Total	0	1	0	0	1	0	5	0	0	7	No
13.1303 Business Teacher Education	5 - Bachelor's degree	2	Men	0	0	0	0	0	0	0	0	0	0	
			Women	0	0	0	0	0	0	0	0	0	0	
			Total	0	0	0	0	0	0	0	0	0	0	No
13.1306 Foreign Language Teacher Education	5 - Bachelor's degree	1	Men	0	0	0	0	0	0	0	0	0	0	
			Women	0	0	0	0	0	0	0	0	0	0	
			Total	0	0	0	0	0	0	0	0	0	0	No
13.1307 Health Teacher Education	5 - Bachelor's degree	1	Men	0	0	0	0	0	0	0	0	0	0	
			Women	0	0	0	0	0	0	0	0	0	0	
			Total	0	0	0	0	0	0	0	0	0	0	No
13.1309 Technology Teacher Education/Industrial Arts Teacher Education	5 - Bachelor's degree	1	Men	0	1	0	0	0	0	6	0	0	7	
			Women	0	0	0	0	0	0	0	0	0	0	
			Total	0	1	0	0	0	0	6	0	0	7	No
13.1312 Music Teacher Education	5 - Bachelor's degree	1	Men	0	0	0	0	0	0	10	0	0	10	
			Women	0	1	0	0	0	0	10	0	1	12	
			Total	0	1	0	0	0	0	20	0	1	22	No
13.1312 Music Teacher Education	7 - Master's degree	1	Men	0	0	0	0	0	0	1	0	0	1	
			Women	0	0	0	0	0	0	0	0	0	0	
			Total	0	0	0	0	0	0	1	0	0	1	Yes
13.1312 Music Teacher Education	5 - Bachelor's degree	2	Men	0	0	0	0	0	0	0	0	0	0	
			Women	0	0	0	0	0	0	0	0	0	0	
			Total	0	0	0	0	0	0	0	0	0	0	No
13.1314 Physical Education Teaching and Coaching	5 - Bachelor's degree	1	Men	0	0	0	1	0	0	18	0	0	19	
			Women	0	0	0	0	0	0	5	0	0	5	
			Total	0	0	0	1	0	0	23	0	0	24	No
13.1314 Physical Education Teaching and Coaching	5 - Bachelor's degree	2	Men	0	0	0	0	0	0	0	0	0	0	
			Women	0	0	0	0	0	0	0	0	0	0	
			Total	0	0	0	0	0	0	0	0	0	0	No
13.1315 Reading Teacher Education	7 - Master's degree	1	Men	0	0	0	0	0	0	0	0	0	0	
			Women	0	0	0	0	0	0	2	0	0	2	
			Total	0	0	0	0	0	0	2	0	0	2	Yes
13.1317 Social Science Teacher Education	5 - Bachelor's degree	1	Men	0	0	0	0	0	0	21	0	0	21	
			Women	0	0	0	0	0	0	11	0	0	11	
			Total	0	0	0	0	0	0	32	0	0	32	No

CIPCODE	Award Level	Major	Gender	Non Resident Alien	Hispanic / Latino	American Indian or Alaska Native	Asian	Black or African American	Native Hawaiian or Other Pacific Islander	White	Two or more Races	Race/ ethnicity unknown	Total	distance education program
13.1317 Social Science Teacher Education	7 - Master's degree	1	Men	0	0	0	0	0	0	0	0	0	0	
			Women	0	0	0	0	0	0	0	0	0	0	
			Total	0	0	0	0	0	0	0	0	0	0	No
13.1317 Social Science Teacher Education	5 - Bachelor's degree	2	Men	0	0	0	0	0	0	0	0	0	0	
			Women	0	0	0	0	0	0	0	0	0	0	
			Total	0	0	0	0	0	0	0	0	0	0	No
13.1331 Speech Teacher Education	5 - Bachelor's degree	1	Men	0	0	0	0	0	0	2	0	0	2	
			Women	0	0	0	0	0	0	0	0	0	0	
			Total	0	0	0	0	0	0	2	0	0	2	No
13.1401 Teaching English as a Second or Foreign Language/ESL Language Instructor	5 - Bachelor's degree	1	Men	0	0	0	0	0	0	2	0	0	2	
			Women	2	2	0	0	0	9	0	0	13		
			Total	2	2	0	0	0	11	0	0	15	No	
13.1401 Teaching English as a Second or Foreign Language/ESL Language Instructor	7 - Master's degree	1	Men	1	0	0	1	0	0	1	0	0	3	
			Women	6	0	0	0	0	6	0	0	12		
			Total	7	0	0	1	0	7	0	0	15	Yes	
13.1401 Teaching English as a Second or Foreign Language/ESL Language Instructor	5 - Bachelor's degree	2	Men	0	0	0	0	0	0	1	0	0	1	
			Women	0	0	0	0	0	0	1	0	0	1	
			Total	0	0	0	0	0	2	0	0	2	No	
14.1201 Engineering Physics/Applied Physics	5 - Bachelor's degree	1	Men	0	0	0	0	0	0	4	0	0	4	
			Women	0	0	0	0	0	0	0	0	0	0	
			Total	0	0	0	0	0	4	0	0	4	No	
15.0000 Engineering Technology, General	7 - Master's degree	1	Men	0	0	0	0	1	0	0	0	0	1	
			Women	0	0	0	0	0	0	0	0	0	0	
			Total	0	0	0	0	1	0	0	0	0	1	No
15.0303 Electrical, Electronic and Communications Engineering Technology/Technician	7 - Master's degree	1	Men	1	0	0	0	0	0	0	0	0	1	
			Women	0	0	0	0	0	0	0	0	0	0	
			Total	1	0	0	0	0	0	0	0	0	1	No
15.0403 Electromechanical Technology/Electromechanical Engineering Technology	5 - Bachelor's degree	1	Men	2	0	0	0	0	0	10	1	0	13	
			Women	0	0	0	0	0	0	1	0	0	1	
			Total	2	0	0	0	0	11	1	0	14	No	
15.0403 Electromechanical Technology/Electromechanical Engineering Technology	5 - Bachelor's degree	2	Men	0	0	0	0	0	0	0	0	0	0	
			Women	0	0	0	0	0	0	0	0	0	0	
			Total	0	0	0	0	0	0	0	0	0	0	No
15.0612 Industrial Technology/Technician	5 - Bachelor's degree	1	Men	0	1	0	1	0	0	22	0	1	25	
			Women	1	0	0	0	0	0	0	0	0	1	
			Total	1	1	0	1	0	22	0	1	26	Yes	
15.0612 Industrial Technology/Technician	7 - Master's degree	1	Men	2	0	0	0	0	0	5	0	1	8	
			Women	0	0	0	0	0	0	2	0	0	2	
			Total	2	0	0	0	0	7	0	1	10	Yes	
15.0612 Industrial Technology/Technician		1	Men	1	0	0	0	0	0	0	0	0	1	
			Women	0	0	0	0	0	0	1	0	0	1	
			Total	1	0	0	0	0	1	0	0	2	No	

CIPCODE	Award Level	Major	Gender	Non Resident Alien	Hispanic / Latino	American Indian or Alaska Native	Asian	Black or African American	Native Hawaiian or Other Pacific Islander	White	Two or more Races	Race/ ethnicity unknown	Total	distance education program
	19 - Doctor's degree - Other													
15.0612 Industrial Technology/Technician	5 - Bachelor's degree	2	Men	0	1	0	0	0	0	2	0	0	3	
			Women	0	0	0	0	0	0	1	0	0	1	
			Total	0	1	0	0	0	0	3	0	0	4	Yes
15.0613 Manufacturing Engineering Technology/Technician	5 - Bachelor's degree	1	Men	0	1	0	0	0	0	14	0	0	15	
			Women	0	0	0	0	0	0	0	0	0	0	
			Total	0	1	0	0	0	0	14	0	0	15	No
15.0613 Manufacturing Engineering Technology/Technician	7 - Master's degree	1	Men	0	0	0	0	0	0	0	0	0	0	
			Women	0	0	0	0	0	0	0	0	0	0	
			Total	0	0	0	0	0	0	0	0	0	0	No
15.0613 Manufacturing Engineering Technology/Technician	5 - Bachelor's degree	2	Men	0	0	0	0	0	0	1	0	0	1	
			Women	0	0	0	0	0	0	0	0	0	0	
			Total	0	0	0	0	0	0	1	0	0	1	No
15.9999 Engineering Technologies and Engineering-Related Fields, Other	5 - Bachelor's degree	1	Men	0	0	0	0	0	0	0	0	0	0	
			Women	0	0	0	0	0	0	0	0	0	0	
			Total	0	0	0	0	0	0	0	0	0	0	No
15.9999 Engineering Technologies and Engineering-Related Fields, Other	7 - Master's degree	1	Men	0	0	0	0	0	0	0	0	0	0	
			Women	0	0	0	0	0	0	0	0	0	0	
			Total	0	0	0	0	0	0	0	0	0	0	No
15.9999 Engineering Technologies and Engineering-Related Fields, Other	5 - Bachelor's degree	2	Men	0	0	0	0	0	0	0	0	0	0	
			Women	0	0	0	0	0	0	0	0	0	0	
			Total	0	0	0	0	0	0	0	0	0	0	No
16.0101 Foreign Languages and Literatures, General	5 - Bachelor's degree	1	Men	0	0	0	0	0	0	0	0	0	0	
			Women	0	0	0	0	0	0	0	0	0	0	
			Total	0	0	0	0	0	0	0	0	0	0	No
16.0402 Russian Language and Literature	5 - Bachelor's degree	1	Men	0	0	0	0	0	0	0	0	0	0	
			Women	0	0	0	0	0	0	0	0	0	0	
			Total	0	0	0	0	0	0	0	0	0	0	No
16.0402 Russian Language and Literature	5 - Bachelor's degree	2	Men	0	0	0	0	0	0	0	0	0	0	
			Women	0	0	0	0	0	0	0	0	0	0	
			Total	0	0	0	0	0	0	0	0	0	0	No
16.0501 German Language and Literature	5 - Bachelor's degree	1	Men	0	0	0	0	0	0	0	0	0	0	
			Women	0	0	0	0	0	0	1	0	0	1	
			Total	0	0	0	0	0	0	1	0	0	1	No
16.0501 German Language and Literature	7 - Master's degree	1	Men	0	0	0	0	0	0	0	0	0	0	
			Women	0	0	0	0	0	0	0	0	0	0	
			Total	0	0	0	0	0	0	0	0	0	0	No
16.0501 German Language and Literature	5 - Bachelor's degree	2	Men	0	0	0	0	0	0	2	0	0	2	
			Women	0	0	0	0	0	0	0	0	0	0	
			Total	0	0	0	0	0	0	2	0	0	2	No
16.0901		1	Men	0	0	0	0	0	0	1	0	0	1	

CIPCODE	Award Level	Major	Gender	Non Resident Alien	Hispanic / Latino	American Indian or Alaska Native	Asian	Black or African American	Native Hawaiian or Other Pacific Islander	White	Two or more Races	Race/ ethnicity unknown	Total	distance education program
Gerontology	5 - Bachelor's degree		Women	0	0	0	0	0	0	4	0	0	4	
			Total	0	0	0	0	0	0	4	0	0	4	No
30.2001 International/Global Studies	5 - Bachelor's degree	1	Men	0	0	0	0	0	0	3	0	0	3	
			Women	0	1	0	0	0	0	2	0	0	3	
			Total	0	1	0	0	0	0	5	0	0	6	No
30.2001 International/Global Studies	5 - Bachelor's degree	2	Men	0	0	0	1	0	0	1	1	0	3	
			Women	0	0	0	0	0	0	1	0	0	1	
			Total	0	0	0	1	0	0	2	1	0	4	No
31.0101 Parks, Recreation and Leisure Studies	5 - Bachelor's degree	1	Men	0	0	0	0	1	0	22	0	0	23	
			Women	0	1	0	2	2	0	43	1	1	50	
			Total	0	1	0	2	3	0	65	1	1	73	No
31.0101 Parks, Recreation and Leisure Studies	7 - Master's degree	1	Men	0	0	0	0	0	0	2	0	0	2	
			Women	1	0	0	0	0	0	2	0	0	3	
			Total	1	0	0	0	0	0	4	0	0	5	No
31.0101 Parks, Recreation and Leisure Studies	19 - Doctor's degree - Other	1	Men	0	0	0	0	0	0	1	0	0	1	
			Women	0	0	0	0	0	0	0	0	0	0	
			Total	0	0	0	0	0	0	1	0	0	1	No
31.0101 Parks, Recreation and Leisure Studies	5 - Bachelor's degree	2	Men	0	0	0	0	0	0	0	0	0	0	
			Women	0	0	0	0	0	0	2	0	0	2	
			Total	0	0	0	0	0	0	2	0	0	2	No
31.0501 Health and Physical Education/Fitness, General	5 - Bachelor's degree	1	Men	0	2	0	0	1	0	30	0	2	35	
			Women	0	1	0	0	0	0	17	1	0	19	
			Total	0	3	0	0	1	0	47	1	2	54	No
31.0501 Health and Physical Education/Fitness, General	7 - Master's degree	1	Men	0	0	0	0	0	0	6	0	0	6	
			Women	0	0	0	0	0	0	4	0	0	4	
			Total	0	0	0	0	0	0	10	0	0	10	Yes
31.0501 Health and Physical Education/Fitness, General	5 - Bachelor's degree	2	Men	0	0	0	0	0	0	1	0	0	1	
			Women	0	0	0	0	0	0	6	0	0	6	
			Total	0	0	0	0	0	0	7	0	0	7	No
31.0501 Health and Physical Education/Fitness, General	7 - Master's degree	2	Men	0	0	0	0	0	0	0	0	0	0	
			Women	0	0	0	0	0	0	0	0	0	0	
			Total	0	0	0	0	0	0	0	0	0	0	Yes
31.0505 Kinesiology and Exercise Science	7 - Master's degree	1	Men	1	0	0	0	0	0	6	0	0	7	
			Women	1	0	0	0	0	0	3	0	0	4	
			Total	2	0	0	0	0	0	9	0	0	11	No
38.0101 Philosophy	5 - Bachelor's degree	1	Men	0	0	0	0	0	0	4	0	0	4	
			Women	0	0	0	0	0	0	3	0	0	3	
			Total	0	0	0	0	0	0	7	0	0	7	No
38.0101 Philosophy	5 - Bachelor's degree	2	Men	0	0	0	0	0	0	2	0	0	2	
			Women	0	0	0	0	0	0	0	0	0	0	
			Total	0	0	0	0	0	0	2	0	0	2	No
38.0201 Religion/Religious Studies	5 - Bachelor's degree	1	Men	0	0	0	0	0	0	0	0	0	0	
			Women	0	0	0	0	0	0	2	0	1	3	
			Total	0	0	0	0	0	0	2	0	1	3	No

CIPCODE	Award Level	Major	Gender	Non Resident Alien	Hispanic / Latino	American Indian or Alaska Native	Asian	Black or African American	Native Hawaiian or Other Pacific Islander	White	Two or more Races	Race/ ethnicity unknown	Total	distance education program
38.0201 Religion/Religious Studies	5 - Bachelor's degree	2	Men	0	0	0	0	1	0	2	0	0	3	
			Women	0	0	0	0	0	0	2	0	0	2	
			Total	0	0	0	0	1	0	4	0	0	5	No
40.0501 Chemistry, General	5 - Bachelor's degree	1	Men	0	0	0	0	0	0	3	0	0	3	
			Women	0	0	0	0	0	0	3	0	1	4	
			Total	0	0	0	0	0	0	6	0	1	7	No
40.0501 Chemistry, General	7 - Master's degree	1	Men	0	0	0	0	0	0	0	0	0	0	
			Women	0	0	0	0	0	0	0	0	0	0	
			Total	0	0	0	0	0	0	0	0	0	0	No
40.0501 Chemistry, General	5 - Bachelor's degree	2	Men	0	0	0	0	0	0	1	0	0	1	
			Women	0	0	0	0	0	0	1	0	0	1	
			Total	0	0	0	0	0	0	2	0	0	2	No
40.0599 Chemistry, Other	5 - Bachelor's degree	1	Men	0	0	0	0	0	0	1	0	0	1	
			Women	0	0	0	0	0	0	1	0	0	1	
			Total	0	0	0	0	0	0	2	0	0	2	No
40.0599 Chemistry, Other	7 - Master's degree	1	Men	0	0	0	0	0	0	0	0	0	0	
			Women	0	0	0	0	0	0	0	0	0	0	
			Total	0	0	0	0	0	0	0	0	0	0	No
40.0601 Geology/Earth Science, General	5 - Bachelor's degree	1	Men	0	0	0	0	0	0	9	0	0	9	
			Women	0	0	0	0	0	0	7	0	0	7	
			Total	0	0	0	0	0	0	16	0	0	16	No
40.0601 Geology/Earth Science, General	5 - Bachelor's degree	2	Men	0	0	0	0	0	0	2	0	0	2	
			Women	0	0	0	0	0	0	0	0	0	0	
			Total	0	0	0	0	0	0	2	0	0	2	No
40.0699 Geological and Earth Sciences/Geosciences, Other	5 - Bachelor's degree	1	Men	0	0	0	0	0	0	0	0	0	0	
			Women	0	0	0	0	0	0	0	0	0	0	
			Total	0	0	0	0	0	0	0	0	0	0	No
40.0801 Physics, General	5 - Bachelor's degree	1	Men	1	0	0	0	0	0	7	0	0	8	
			Women	0	0	0	0	0	0	1	0	0	1	
			Total	1	0	0	0	0	0	8	0	0	9	No
40.0801 Physics, General	5 - Bachelor's degree	2	Men	0	0	0	0	0	0	0	0	0	0	
			Women	0	0	0	0	0	0	1	0	0	1	
			Total	0	0	0	0	0	0	1	0	0	1	No
40.0899 Physics, Other	5 - Bachelor's degree	1	Men	0	0	0	0	0	0	0	0	0	0	
			Women	0	0	0	0	0	0	0	0	0	0	
			Total	0	0	0	0	0	0	0	0	0	0	No
40.0899 Physics, Other	7 - Master's degree	1	Men	0	0	0	0	0	0	0	0	0	0	
			Women	0	0	0	0	0	0	0	0	0	0	
			Total	0	0	0	0	0	0	0	0	0	0	No
42.0101 Psychology, General	5 - Bachelor's degree	1	Men	0	1	0	0	1	0	25	0	0	27	
			Women	1	1	0	1	2	0	68	2	0	75	
			Total	1	2	0	1	3	0	93	2	0	102	No
42.0101 Psychology, General	7 - Master's degree	1	Men	0	0	0	0	0	0	2	0	0	2	
			Women	1	0	0	0	0	0	1	0	0	2	
			Total	1	0	0	0	0	0	3	0	0	4	No
42.0101		2	Men	0	0	0	0	0	0	5	0	0	5	

CIPCODE	Award Level	Major	Gender	Non Resident Alien	Hispanic / Latino	American Indian or Alaska Native	Asian	Black or African American	Native Hawaiian or Other Pacific Islander	White	Two or more Races	Race/ ethnicity unknown	Total	distance education program	
Psychology, General	5 - Bachelor's degree		Women	0	0	0	0	0	0	11	0	0	11		
			Total	0	0	0	0	0	0	16	0	0	16	No	
42.2801 Clinical Psychology	7 - Master's degree	1	Men	0	0	0	0	0	0	0	0	0	0		
			Women	0	0	0	0	0	0	0	4	0	0	4	
			Total	0	0	0	0	0	0	0	4	0	0	4	No
42.2803 Counseling Psychology	7 - Master's degree	1	Men	0	0	0	0	0	0	0	0	0	0		
			Women	0	0	0	0	0	0	0	0	0	0	0	
			Total	0	0	0	0	0	0	0	0	0	0	0	No
42.2805 School Psychology	7 - Master's degree	1	Men	0	0	0	0	0	0	0	0	0	0		
			Women	0	0	0	0	0	0	5	0	0	5		
			Total	0	0	0	0	0	0	5	0	0	5	No	
42.2806 Educational Psychology	7 - Master's degree	1	Men	0	0	0	0	0	0	0	0	0	0		
			Women	0	0	0	0	0	0	5	0	0	5		
			Total	0	0	0	0	0	0	5	0	0	5	No	
44.0401 Public Administration	5 - Bachelor's degree	1	Men	0	0	0	0	0	0	8	0	0	8		
			Women	0	0	0	0	0	0	6	0	0	6		
			Total	0	0	0	0	0	0	14	0	0	14	No	
44.0401 Public Administration	5 - Bachelor's degree	2	Men	0	0	0	0	0	0	4	0	0	4		
			Women	0	1	0	0	0	0	2	1	0	4		
			Total	0	1	0	0	0	0	6	1	0	8	No	
44.0501 Public Policy Analysis, General	7 - Master's degree	1	Men	0	1	0	0	0	0	3	0	1	5		
			Women	2	0	0	0	0	0	5	0	0	7		
			Total	2	1	0	0	0	0	8	0	1	12	No	
44.0701 Social Work	5 - Bachelor's degree	1	Men	0	1	0	0	0	0	5	0	0	6		
			Women	0	0	0	1	4	0	44	2	1	52		
			Total	0	1	0	1	4	0	49	2	1	58	No	
44.0701 Social Work	7 - Master's degree	1	Men	0	0	0	0	0	0	1	0	0	1		
			Women	2	1	0	0	1	0	26	1	0	31		
			Total	2	1	0	0	1	0	27	1	0	32	No	
44.0701 Social Work	5 - Bachelor's degree	2	Men	0	0	0	0	0	0	0	0	0	0		
			Women	0	0	0	0	0	0	3	0	0	3		
			Total	0	0	0	0	0	0	3	0	0	3	No	
45.0201 Anthropology	5 - Bachelor's degree	1	Men	0	0	0	0	0	0	3	0	0	3		
			Women	0	0	0	0	0	0	9	0	0	9		
			Total	0	0	0	0	0	0	12	0	0	12	No	
45.0201 Anthropology	5 - Bachelor's degree	2	Men	0	0	0	0	0	0	0	0	0	0		
			Women	0	0	0	0	0	0	1	0	0	1		
			Total	0	0	0	0	0	0	1	0	0	1	No	
45.0401 Criminology	5 - Bachelor's degree	1	Men	1	2	0	0	3	0	39	1	1	47		
			Women	0	1	0	0	3	1	15	2	1	23		
			Total	1	3	0	0	6	1	54	3	2	70	No	
45.0401 Criminology	7 - Master's degree	1	Men	0	0	0	0	0	0	0	0	0	0		
			Women	0	0	0	0	0	0	1	0	0	1		
			Total	0	0	0	0	0	0	1	0	0	1	No	
45.0401		2	Men	0	0	0	0	0	0	1	0	1			

CIPCODE	Award Level	Major	Gender	Non Resident Alien	Hispanic / Latino	American Indian or Alaska Native	Asian	Black or African American	Native Hawaiian or Other Pacific Islander	White	Two or more Races	Race/ ethnicity unknown	Total	distance education program
Criminology	5 - Bachelor's degree		Women	0	0	0	0	0	0	6	0	0	6	
			Total	0	0	0	0	0	0	7	0	0	7	No
45.0601 Economics, General	5 - Bachelor's degree	1	Men	1	0	0	0	0	0	10	0	0	11	
			Women	0	0	0	0	0	0	0	0	0	0	
			Total	1	0	0	0	0	0	10	0	0	11	No
45.0601 Economics, General	5 - Bachelor's degree	2	Men	0	0	0	0	0	0	0	0	0	0	
			Women	0	0	0	0	0	0	0	0	0	0	
			Total	0	0	0	0	0	0	0	0	0	0	No
45.0602 Applied Economics	5 - Bachelor's degree	1	Men	1	0	0	0	0	0	11	0	0	12	
			Women	1	0	0	0	0	0	4	0	0	5	
			Total	2	0	0	0	0	0	15	0	0	17	No
45.0602 Applied Economics	5 - Bachelor's degree	2	Men	0	0	0	0	0	0	1	0	0	1	
			Women	1	0	0	0	0	0	1	0	0	2	
			Total	1	0	0	0	0	0	2	0	0	3	No
45.0603 Econometrics and Quantitative Economics	5 - Bachelor's degree	1	Men	1	0	0	0	0	0	0	0	0	1	
			Women	0	0	0	0	0	0	0	0	0	0	
			Total	1	0	0	0	0	0	0	0	0	1	No
45.0701 Geography	5 - Bachelor's degree	1	Men	0	0	0	0	0	0	9	0	0	9	
			Women	0	0	0	0	0	0	2	0	0	2	
			Total	0	0	0	0	0	0	11	0	0	11	No
45.0701 Geography	7 - Master's degree	1	Men	2	0	0	0	1	0	1	0	0	4	
			Women	1	0	0	0	0	0	0	0	0	1	
			Total	3	0	0	0	1	0	1	0	0	5	No
45.0701 Geography	5 - Bachelor's degree	2	Men	0	0	0	0	0	0	1	0	0	1	
			Women	0	0	0	0	0	0	0	0	0	0	
			Total	0	0	0	0	0	0	1	0	0	1	No
45.1001 Political Science and Government, General	5 - Bachelor's degree	1	Men	0	0	0	1	0	0	12	1	1	15	
			Women	0	0	0	0	0	0	8	0	0	8	
			Total	0	0	0	1	0	0	20	1	1	23	No
45.1001 Political Science and Government, General	5 - Bachelor's degree	2	Men	0	0	0	0	0	0	1	0	0	1	
			Women	0	0	0	0	0	0	1	0	0	1	
			Total	0	0	0	0	0	0	2	0	0	2	No
45.1099 Political Science and Government, Other	5 - Bachelor's degree	1	Men	0	0	0	0	0	0	1	0	0	1	
			Women	0	0	0	0	0	0	1	0	0	1	
			Total	0	0	0	0	0	0	2	0	0	2	No
45.1099 Political Science and Government, Other	5 - Bachelor's degree	2	Men	0	0	0	0	0	0	0	0	0	0	
			Women	0	0	0	0	0	0	0	0	0	0	
			Total	0	0	0	0	0	0	0	0	0	0	No
45.1101 Sociology	5 - Bachelor's degree	1	Men	0	0	0	0	0	0	6	0	0	6	
			Women	0	0	0	0	0	0	11	0	0	11	
			Total	0	0	0	0	0	0	17	0	0	17	No
45.1101 Sociology	7 - Master's degree	1	Men	0	0	0	0	0	0	0	0	0	0	
			Women	0	0	0	0	0	0	0	0	0	0	
			Total	0	0	0	0	0	0	0	0	0	0	No
45.1101		2	Men	0	0	0	0	0	0	3	0	0	3	

CIPCODE	Award Level	Major	Gender	Non Resident Alien	Hispanic / Latino	American Indian or Alaska Native	Asian	Black or African American	Native Hawaiian or Other Pacific Islander	White	Two or more Races	Race/ ethnicity unknown	Total	distance education program
51.9999 Health Professions and Related Clinical Sciences, Other	5 - Bachelor's degree	1	Men	1	0	0	0	0	0	1	0	0	2	
			Women	1	0	0	0	0	0	17	0	0	18	
			Total	2	0	0	0	0	18	0	0	0	20	No
51.9999 Health Professions and Related Clinical Sciences, Other	5 - Bachelor's degree	2	Men	0	0	0	0	0	0	1	0	0	1	
			Women	0	0	0	0	0	0	1	0	0	1	
			Total	0	0	0	0	0	0	2	0	0	2	No
52.0201 Business Administration and Management, General	5 - Bachelor's degree	1	Men	9	2	0	1	1	0	35	1	0	49	
			Women	1	1	0	1	0	0	27	0	1	31	
			Total	10	3	0	2	1	0	62	1	1	80	No
52.0201 Business Administration and Management, General	7 - Master's degree	1	Men	5	1	0	0	0	0	12	0	1	19	
			Women	5	0	0	2	0	0	11	0	1	19	
			Total	10	1	0	2	0	0	23	0	2	38	No
52.0201 Business Administration and Management, General	5 - Bachelor's degree	2	Men	0	0	0	0	0	0	0	0	0	0	
			Women	0	0	0	0	0	0	2	0	0	2	
			Total	0	0	0	0	0	0	2	0	0	2	No
52.0201 Business Administration and Management, General	7 - Master's degree	2	Men	0	0	0	0	0	0	0	0	0	0	
			Women	0	0	0	0	0	0	0	0	0	0	
			Total	0	0	0	0	0	0	0	0	0	0	No
52.0203 Logistics, Materials, and Supply Chain Management	5 - Bachelor's degree	1	Men	1	1	0	0	0	0	22	1	0	25	
			Women	0	1	0	0	0	0	5	0	0	6	
			Total	1	2	0	0	0	0	27	1	0	31	No
52.0203 Logistics, Materials, and Supply Chain Management	5 - Bachelor's degree	2	Men	0	0	0	0	0	0	1	0	0	1	
			Women	0	0	0	0	0	0	3	0	0	3	
			Total	0	0	0	0	0	0	4	0	0	4	No
52.0206 Non-Profit/Public/Organizational Management	7 - Master's degree	1	Men	0	0	0	0	0	0	0	0	0	0	
			Women	0	0	0	0	0	0	0	0	0	0	
			Total	0	0	0	0	0	0	0	0	0	0	No
52.0213 Organizational Leadership	5 - Bachelor's degree	1	Men	0	0	0	0	0	0	5	0	0	5	
			Women	0	0	0	0	0	0	3	0	0	3	
			Total	0	0	0	0	0	0	8	0	0	8	No
52.0213 Organizational Leadership	5 - Bachelor's degree	2	Men	0	0	0	0	0	0	1	0	0	1	
			Women	0	0	0	0	0	0	1	0	0	1	
			Total	0	0	0	0	0	0	2	0	0	2	No
52.0301 Accounting	5 - Bachelor's degree	1	Men	2	0	0	1	1	0	40	1	1	46	
			Women	6	0	0	1	2	0	42	0	0	51	
			Total	8	0	0	2	3	0	82	1	1	97	No
52.0301 Accounting	7 - Master's degree	1	Men	0	0	0	0	0	0	11	1	0	12	
			Women	0	1	0	0	1	0	9	0	0	11	
			Total	0	1	0	0	1	0	20	1	0	23	No
52.0301 Accounting	5 - Bachelor's degree	2	Men	0	0	0	0	0	0	2	0	0	2	
			Women	0	0	0	0	0	0	2	0	0	2	
			Total	0	0	0	0	0	0	4	0	0	4	No
52.0801 Finance, General	5 - Bachelor's degree	1	Men	0	0	0	0	0	0	36	0	1	37	
			Women	10	2	0	0	0	0	10	0	0	22	
			Total	10	2	0	0	0	0	46	0	1	59	No
52.0801		2	Men	0	0	0	0	0	0	8	0	0	8	

CIPCODE	Award Level	Major	Gender	Non Resident Alien	Hispanic / Latino	American Indian or Alaska Native	Asian	Black or African American	Native Hawaiian or Other Pacific Islander	White	Two or more Races	Race/ ethnicity unknown	Total	distance education program	
Finance, General	5 - Bachelor's degree		Women	0	0	0	0	0	0	10	0	0	10		
			Total	0	0	0	0	0	0	18	0	0	18	No	
52.0807 Investments and Securities	5 - Bachelor's degree	1	Men	0	0	0	0	0	0	4	0	0	4		
			Women	2	0	0	0	0	0	0	0	0	0	2	
			Total	2	0	0	0	0	0	0	4	0	0	6	No
52.0807 Investments and Securities	5 - Bachelor's degree	2	Men	0	0	0	0	0	0	0	0	0	0		
			Women	0	0	0	0	0	0	0	0	0	0	0	
			Total	0	0	0	0	0	0	0	0	0	0	0	No
52.0899 Finance and Financial Management Services, Other	5 - Bachelor's degree	1	Men	0	1	0	0	0	0	6	0	0	7		
			Women	0	0	0	0	0	0	3	0	0	3		
			Total	0	1	0	0	0	0	9	0	0	10	No	
52.0899 Finance and Financial Management Services, Other	5 - Bachelor's degree	2	Men	0	0	0	0	0	0	3	0	0	3		
			Women	0	0	0	0	0	0	2	0	0	2		
			Total	0	0	0	0	0	0	5	0	0	5	No	
52.1201 Management Information Systems, General	5 - Bachelor's degree	1	Men	1	1	0	0	1	0	22	0	0	25		
			Women	0	0	0	0	0	0	5	0	0	5		
			Total	1	1	0	0	1	0	27	0	0	30	No	
52.1201 Management Information Systems, General	5 - Bachelor's degree	2	Men	1	0	0	0	1	0	4	0	0	6		
			Women	0	0	0	0	0	0	0	0	0	0		
			Total	1	0	0	0	1	0	4	0	0	6	No	
52.1401 Marketing/Marketing Management, General	5 - Bachelor's degree	1	Men	2	1	1	0	1	0	34	2	2	43		
			Women	4	1	0	0	0	0	20	0	0	25		
			Total	6	2	1	0	1	0	54	2	2	68	No	
52.1401 Marketing/Marketing Management, General	5 - Bachelor's degree	2	Men	0	0	0	0	0	0	2	0	0	2		
			Women	0	1	0	0	0	0	1	0	0	2		
			Total	0	1	0	0	0	0	3	0	0	4	No	
52.1403 International Marketing	5 - Bachelor's degree	1	Men	0	0	0	0	0	0	2	0	0	2		
			Women	0	0	0	0	0	0	2	0	0	2		
			Total	0	0	0	0	0	0	4	0	0	4	No	
52.1403 International Marketing	5 - Bachelor's degree	2	Men	0	0	0	0	0	0	0	0	0	0		
			Women	0	1	0	0	0	0	1	0	0	2		
			Total	0	1	0	0	0	0	1	0	0	2	No	
52.1501 Real Estate	5 - Bachelor's degree	1	Men	0	0	0	0	0	0	1	0	0	1		
			Women	0	0	0	0	0	0	5	0	0	5		
			Total	0	0	0	0	0	0	6	0	0	6	No	
52.1501 Real Estate	5 - Bachelor's degree	2	Men	0	0	0	0	0	0	16	0	0	16		
			Women	0	0	0	0	0	0	3	0	0	3		
			Total	0	0	0	0	0	0	19	0	0	19	No	
52.2001 Construction Management	5 - Bachelor's degree	1	Men	0	0	0	0	0	0	17	0	0	17		
			Women	0	0	0	0	0	0	1	0	0	1		
			Total	0	0	0	0	0	0	18	0	0	18	No	
52.2001 Construction Management	7 - Master's degree	1	Men	0	0	0	0	0	0	0	0	0	0		
			Women	0	0	0	0	0	0	0	0	0	0	0	
			Total	0	0	0	0	0	0	0	0	0	0	0	No
54.0101		1	Men	0	0	0	0	0	0	31	0	0	31		

CIPCODE	Award Level	Major	Gender	Non Resident Alien	Hispanic / Latino	American Indian or Alaska Native	Asian	Black or African American	Native Hawaiian or Other Pacific Islander	White	Two or more Races	Race/ ethnicity unknown	Total	distance education program
History, General	5 - Bachelor's degree		Women	0	0	0	0	0	0	12	0	0	12	
			Total	0	0	0	0	0	0	43	0	0	43	No
54.0101 History, General	7 - Master's degree	1	Men	0	0	0	0	0	0	3	0	0	3	
			Women	0	0	0	0	0	0	2	1	0	3	
			Total	0	0	0	0	0	0	5	1	0	6	No
54.0101 History, General	5 - Bachelor's degree	2	Men	0	0	0	0	0	0	0	0	0	0	
			Women	0	0	0	0	0	0	2	0	0	2	
			Total	0	0	0	0	0	0	2	0	0	2	No

Completions: total by first major

99.0000 Summary Grand Totals	Award Level	Nonresident alien	Hispanic Latino	American Indian or Alaska Native	Asian	Black or African American	Native Hawaiian or Other Pacific Islander	White	Two or more Races	Race/ethnicity unknown	Total	PY Total
Bachelor's degree	5											
Men		30	28	2	6	25	0	882	8	18	999	1006
Women		33	37	2	12	21	1	1170	16	12	1304	1351
Total		63	65	4	18	46	1	2052	24	30	2303	2357
Master's degree	7											
Men		18	3	0	1	4	0	103	3	7	139	170
Women		28	10	0	4	6	0	255	2	7	312	350
Total		46	13	0	5	10	0	358	5	14	451	520
Doctor's degree - Other	19											
Men		3	0	0	0	0	0	6	0	0	9	14
Women		0	0	0	0	0	0	5	0	0	5	6
Total		3	0	0	0	0	0	11	0	0	14	20

Grand Total Men		51	31	2	7	29	0	991	11	25	1147	1190
Grand Total Women		61	47	2	16	27	1	1430	18	19	1621	1707
Grand Total		112	78	4	23	56	1	2421	29	44	2768	2897

PY Grand Total Men		50	26	0	12	35	0	1036	10	21		1190
PY Grand Total Women		57	38	6	20	34	1	1511	19	21		1707
PY Grand Total		107	64	6	32	69	1	2547	29	42		2897

Completions: total by second major

99.0000 Summary Grand Totals	Award Level	Nonresident alien	Hispanic Latino	American Indian or Alaska Native	Asian	Black or African American	Native Hawaiian or Other Pacific Islander	White	Two or more Races	Race/ethnicity unknown	Total	PY Total
Bachelor's degree	5											
Men		3	3	0	1	2	0	91	1	1	102	107
		1	6	0	2	0	1	188	1	1	200	240

99.0000 Summary Grand Totals	Award Level	Nonresident alien	Hispanic Latino	American Indian or Alaska Native	Asian	Black or African American	Native Hawaiian or Other Pacific Islander	White	Two or more Races	Race/ethnicity unknown	Total	PY Total
Women												
Total		4	9	0	3	2	1	279	2	2	302	347
Master's degree	7											
Men		0	0	0	0	0	0	0	0	0	0	0
Women		0	0	0	0	0	0	0	0	0	0	0
Total		0	0	0	0	0	0	0	0	0	0	0

Grand Total Men		3	3	0	1	2	0	91	1	1	102	107
Grand Total Women		1	6	0	2	0	1	188	1	1	200	240
Grand Total		4	9	0	3	2	1	279	2	2	302	347

PY Grand Total Men		1	3	0	1	0	0	101	1	0		107
PY Grand Total Women		6	3	0	2	2	0	222	2	3		240
PY Grand Total		7	6	0	3	2	0	323	3	3		347

All Completers

Institutions must report the following information. (Some data will be pre-populated from the completions by CIP code data.)

All Completers

Number of students by gender and race and ethnicity earning an award between July 1, 2014 and June 30, 2015. Count each student only once, regardless of how many awards he/she earned. The intent of this screen is to collect an unduplicated count of total numbers of *completers*.

- Report Hispanic/Latino individuals of any race as Hispanic/Latino
- Report race for non-Hispanic/Latino individuals only

	Men		Women		Total Students
	Number of Students	Total Awards	Number of Students	Total Awards	
<u>Nonresident alien</u>	51	51	61	61	112
<u>Hispanic/Latino</u>	31	31	47	47	78
<u>American Indian or Alaska Native</u>	2	2	2	2	4
<u>Asian</u>	7	7	16	16	23
<u>Black or African American</u>	29	29	27	27	56
<u>Native Hawaiian or Other Pacific Islander</u>	0	0	1	1	1
<u>White</u>	991	991	1,430	1,430	2,421
<u>Two or more races</u>	11	11	18	18	29
<u>Race and ethnicity unknown</u>	25	25	19	19	44
TOTAL	1,147	1,147	1,621	1,621	2,768
PY TOTAL	1,190		1,707		2,897

Completers by Level

Institutions must report the following information. This screen will be shown for each of the following award categories for which completions have been reported:

- Less than 1-year certificates
- At least 1 but less than 4-year certificates
- Associate's degrees
- Bachelor's degrees
- Master's degrees
- Doctor's degrees
- Postbaccalaureate and post-master's certificates

Bachelor's degrees

Number of students by gender, by race and ethnicity, and by age earning this award between July 1, 2014 and June 30, 2015. Each student should be counted once per award level. For example, if a student earned a master's degree and a doctor's degree, he/she should be counted once in master's and once in doctor's. A student earning two master's degrees should be counted only once.


- Report Hispanic/Latino individuals of any race as Hispanic/Latino
- Report race for non-Hispanic/Latino individuals only

	Number of Students	Total Awards
By Gender		
Men	<input type="text" value="999"/>	999
Women	<input type="text" value="1,304"/>	1,304
TOTAL	2,303	2,303
PY TOTAL	2,357	

By Race/Ethnicity

<u>Nonresident alien</u>	<input type="text" value="63"/>	63
<u>Hispanic/Latino</u>	<input type="text" value="65"/>	65
<u>American Indian or Alaska Native</u>	<input type="text" value="4"/>	4
<u>Asian</u>	<input type="text" value="18"/>	18
<u>Black or African American</u>	<input type="text" value="46"/>	46
<u>Native Hawaiian or Other Pacific Islander</u>	<input type="text" value="1"/>	1

<u>White</u>	<input type="text" value="2,052"/>	2,052
Two or more races	<input type="text" value="24"/>	24
<u>Race and ethnicity unknown</u>	<input type="text" value="30"/>	30
TOTAL	2,303	2,303



By Age

Under 18	<input type="text" value="0"/>	
18-24	<input type="text" value="1,816"/>	
25-39	<input type="text" value="441"/>	
40 and Above	<input type="text" value="46"/>	
Age Unknown	<input type="text" value="0"/>	
TOTAL	2,303	2,303

Completers by Level

Institutions must report the following information. This screen will be shown for each of the following award categories for which completions have been reported:

- Less than 1-year certificates
- At least 1 but less than 4-year certificates
- Associate's degrees
- Bachelor's degrees
- Master's degrees
- Doctor's degrees
- Postbaccalaureate and post-master's certificates

Master's degrees

Number of students by gender, by race and ethnicity, and by age earning this award between July 1, 2014 and June 30, 2015. Each student should be counted once per award level. For example, if a student earned a master's degree and a doctor's degree, he/she should be counted once in master's and once in doctor's. A student earning two master's degrees should be counted only once.

- Report Hispanic/Latino individuals of any race as Hispanic/Latino
- Report race for non-Hispanic/Latino individuals only

	Number of Students	Total Awards
By Gender		
Men	<input type="text" value="139"/>	139
Women	<input type="text" value="312"/>	312
TOTAL	451	451
PY TOTAL	520	

By Race/Ethnicity

<u>Nonresident alien</u>	<input type="text" value="46"/>	46
<u>Hispanic/Latino</u>	<input type="text" value="13"/>	13
<u>American Indian or Alaska Native</u>	<input type="text" value="0"/>	0
<u>Asian</u>	<input type="text" value="5"/>	5
<u>Black or African American</u>	<input type="text" value="10"/>	10
<u>Native Hawaiian or Other Pacific Islander</u>	<input type="text" value="0"/>	0

<u>White</u>	<input type="text" value="358"/>	358
Two or more races	<input type="text" value="5"/>	5
<u>Race and ethnicity unknown</u>	<input type="text" value="14"/>	14
TOTAL	451	451

By Age		
Under 18	<input type="text" value="0"/>	
18-24	<input type="text" value="62"/>	
25-39	<input type="text" value="326"/>	
40 and Above	<input type="text" value="63"/>	
Age Unknown	<input type="text" value="0"/>	
TOTAL	451	451

Completers by Level

Institutions must report the following information. This screen will be shown for each of the following award categories for which completions have been reported:

- Less than 1-year certificates
- At least 1 but less than 4-year certificates
- Associate's degrees
- Bachelor's degrees
- Master's degrees
- Doctor's degrees
- Postbaccalaureate and post-master's certificates

Doctor's degrees

Number of students by gender, by race and ethnicity, and by age earning this award between July 1, 2014 and June 30, 2015. Each student should be counted once per award level. For example, if a student earned a master's degree and a doctor's degree, he/she should be counted once in master's and once in doctor's. A student earning two master's degrees should be counted only once.


- Report Hispanic/Latino individuals of any race as Hispanic/Latino
- Report race for non-Hispanic/Latino individuals only


	Number of Students	Total Awards
By Gender		
Men	<input type="text" value="9"/>	9
Women	<input type="text" value="5"/>	5
TOTAL	14	14
PY TOTAL	20	

By Race/Ethnicity

<u>Nonresident alien</u>	<input type="text" value="3"/>	3
<u>Hispanic/Latino</u>	<input type="text" value="0"/>	0
<u>American Indian or Alaska Native</u>	<input type="text" value="0"/>	0
<u>Asian</u>	<input type="text" value="0"/>	0
<u>Black or African American</u>	<input type="text" value="0"/>	0
<u>Native Hawaiian or Other Pacific Islander</u>	<input type="text" value="0"/>	0

<u>White</u>	<input type="text" value="11"/>	11
Two or more races	<input type="text" value="0"/>	0
<u>Race and ethnicity unknown</u>	<input type="text" value="0"/>	0
TOTAL	14	14



 **By Age**

Under 18	<input type="text" value="0"/>	
18-24	<input type="text" value="0"/>	
25-39	<input type="text" value="3"/>	
40 and Above	<input type="text" value="11"/>	
Age Unknown	<input type="text" value="0"/>	
TOTAL	14	14

Summary

IPEDS collects important information regarding your institution. All data reported in IPEDS survey components become available in the IPEDS Data Center and appear as aggregated data in various Department of Education reports. Additionally, some of the reported data appears specifically for your institution through the College Navigator website and is included in your institution's Data Feedback Report (DFR). The purpose of this summary is to provide you an opportunity to view some of the data that, when accepted through the IPEDS quality control process, will appear on the College Navigator website and/or your DFR. College Navigator is updated approximately three months after the data collection period closes and Data Feedback Reports will be available through the [Data Center](#) and sent to your institution's CEO in November 2016.

Please review your data for accuracy. If you have questions about the data displayed below after reviewing the data reported on the survey screens, please contact the IPEDS Help Desk at: 1-877-225-2568 or ipedshelp@rti.org.

Summary of Completions Data

Award Level	Number of Completions	
	1 st major	2 nd major
<u>Bachelors degree or equivalent</u>	2,303	302
<u>Master's degree</u>	451	0
<u>Doctor's degree - other</u>	14	0
Total number of degrees and certificates	2,768	

Summary of Completers Data

	Number of Students		
	Men	Women	Total
All Completers	1,147	1,621	2,768

Completions

University of Northern Iowa (154095)

Source	Description	Severity	Resolved	Options
Global Edits				
Perform Edits	Current year completions (41) are outside the expected range when compared to completions reported in the prior year (24) for: Men, 2-digit field (24), award level (5). Please correct your data or explain. (Error #10503)	Explanation	Yes	
Reason:	The rise in BA's is due to an overall increase in Bachelor's graduates in our Bachelor of Liberal Studies major (+13) and Individual Studies major (+4).			