



University of Northern Iowa Graduating Senior Survey

2015 – 2016 Academic Year

Megan Vogt, MSW

Research Analyst

Institutional Research & Effectiveness

Photos by Roland Ferrie
Photojournalist – University of Northern Iowa



Table of Contents

Methodology & Survey Highlights	1
Response Rate & Demographics	2 - 5
Plans Following Graduation	6 - 7
Continuing Education Plans	8 - 10
Academic Skills	11 - 17
UNI Academic & Social Environments.....	18 - 24
Comparison Across Years	25 – 32
References	33
Survey Form.....	Appendix A

University of Northern Iowa [2015-2016]

Graduating Senior Survey

Methodology

The University of Northern Iowa Graduating Senior Survey was given to all UNI graduates prior to receiving their undergraduate degree in the December 2015 and May 2016 commencement ceremonies.

Students were requested to complete the survey prior to receiving their diploma. Students who did not attend either commencement ceremony, arrived late, or chose to not participate in taking the survey were not included in the survey data.

The purpose of this survey is to receive feedback from students regarding their experiences and opportunities they achieved while attending the University of Northern Iowa.

In December 2015, 484 graduates attending commencement completed the survey, and in May 2016, 1,124 graduates completed the survey for a total of 1,608 graduates.

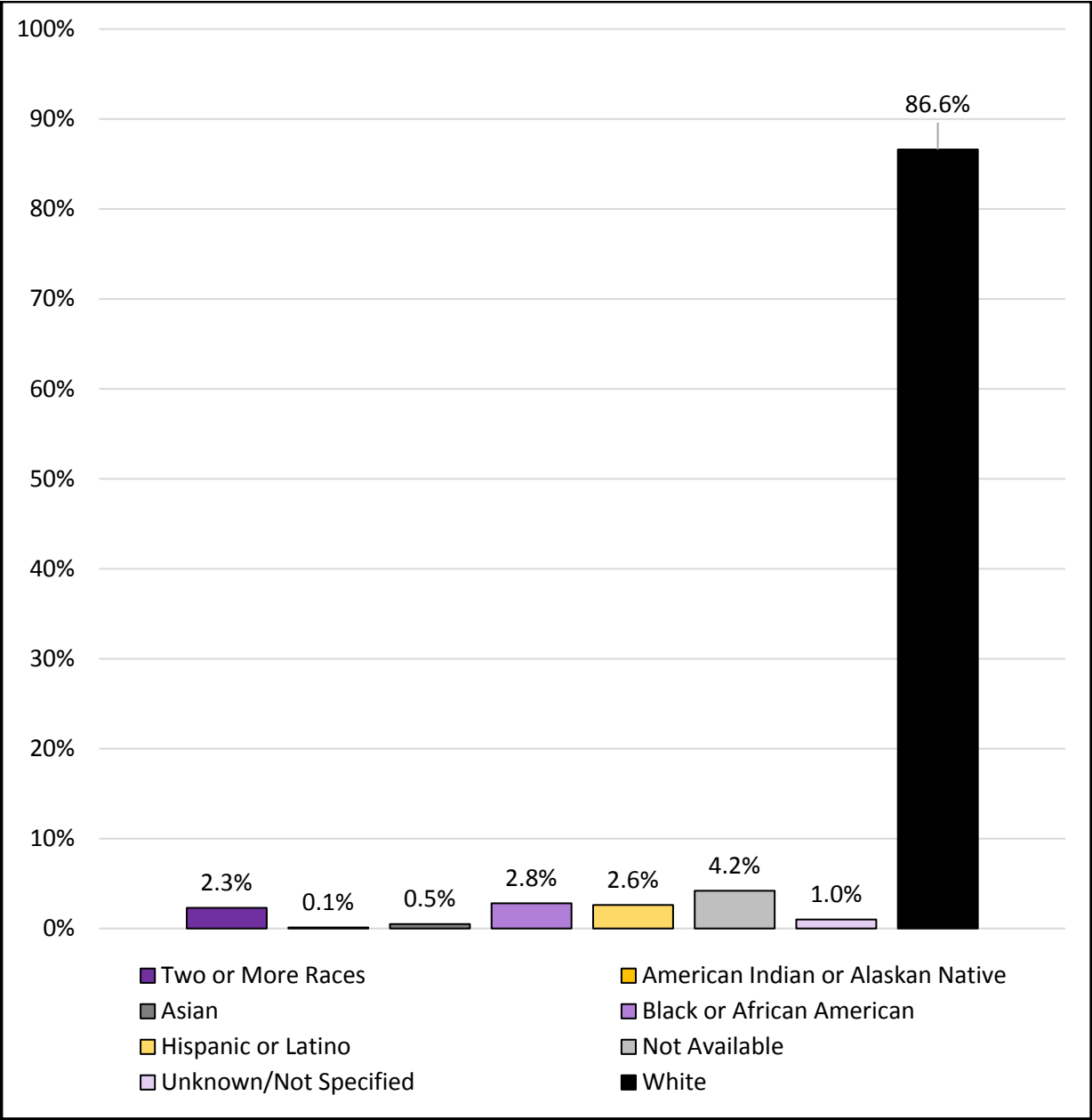
There was an 85.1% response rate with 595 graduates attending the December 2015 commencement ceremony and 1,295 graduates attending the May 2016 commencement ceremony.

Survey Highlights

- 74.0% of graduates were going into full-time or part-time employment after graduation, and 17.7% planned to pursue additional education.
- 48.6% of graduates who were going on for further education had been accepted into a graduate or professional program, while 7.5% of graduates planned to pursue another undergraduate degree.
- Across all four colleges graduates felt UNI most prepared them in the skills of conducting themselves in a professional manner, upholding ethical standards, and learning new things.
- Overall, graduates felt they had gained a high quality education at UNI, and denoted that they would recommend their major and the university to other prospective students.

University of Northern Iowa [2015-2016]
Graduating Senior Survey

Demographics



Response Rate by Race/Ethnicity

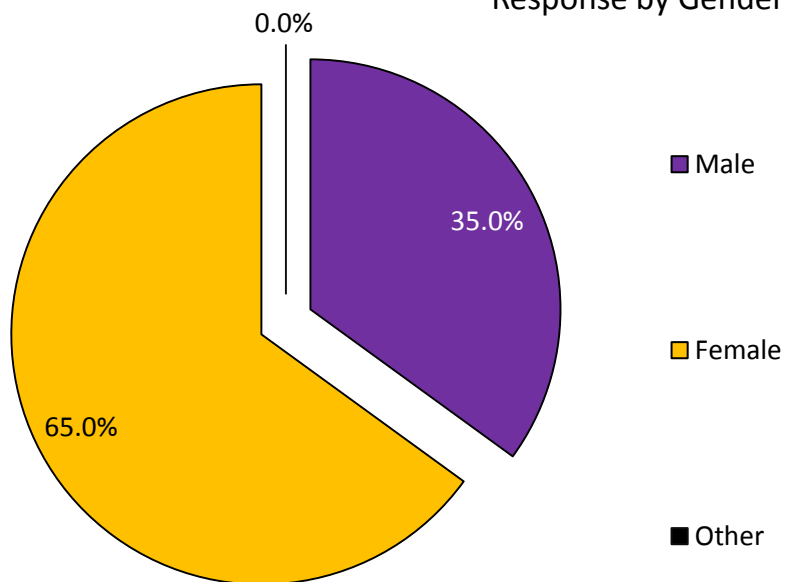
This table shows a breakdown of respondents by race/ethnicity from the 2015-2016 graduates who completed the survey.

University of Northern Iowa [2015-2016]
Graduating Senior Survey

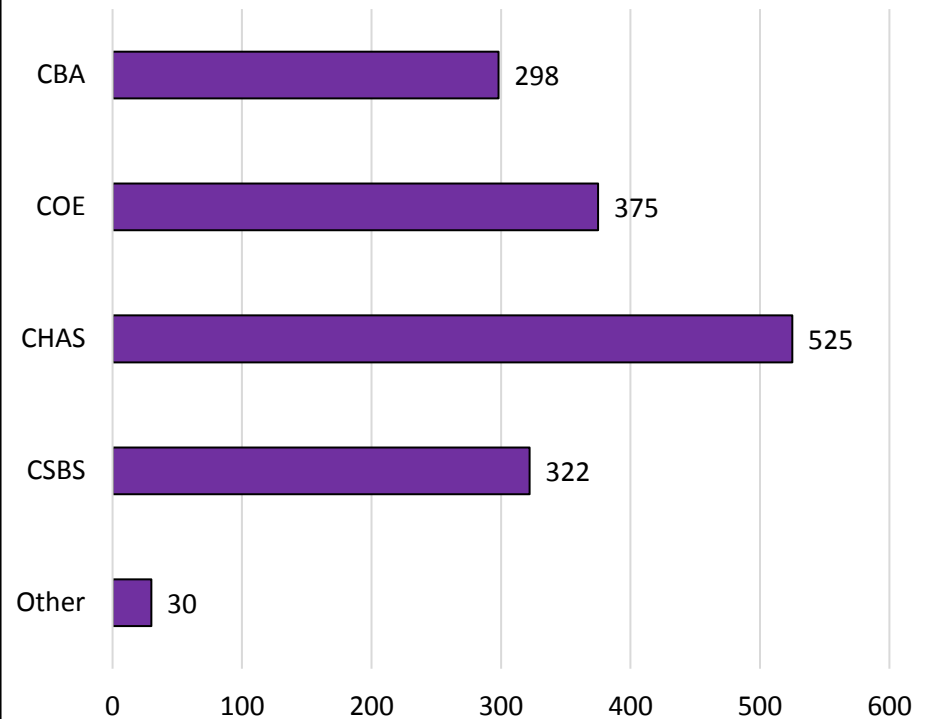
Response Rate by Gender and by College

Below is a breakdown of respondents by gender and college from the 2015-2016 graduates who completed the survey.

Response by Gender

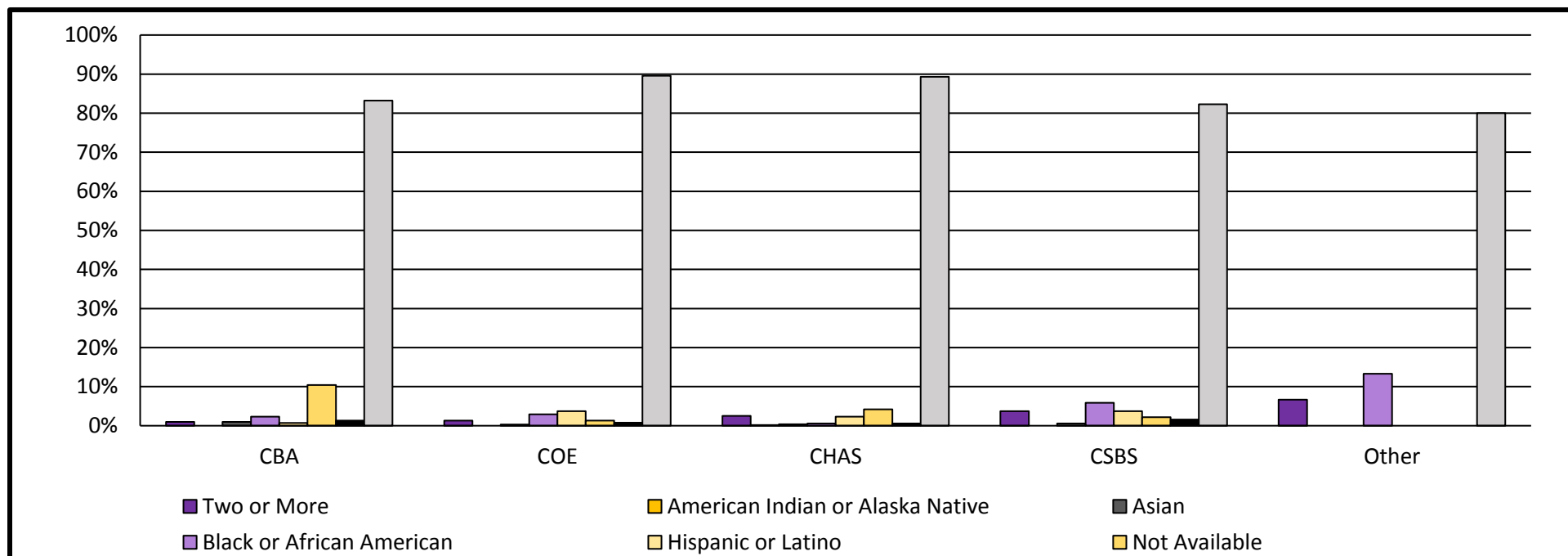


Response by College



University of Northern Iowa [2015-2016]
Graduating Senior Survey

Response Rate by College and Race/Ethnicity

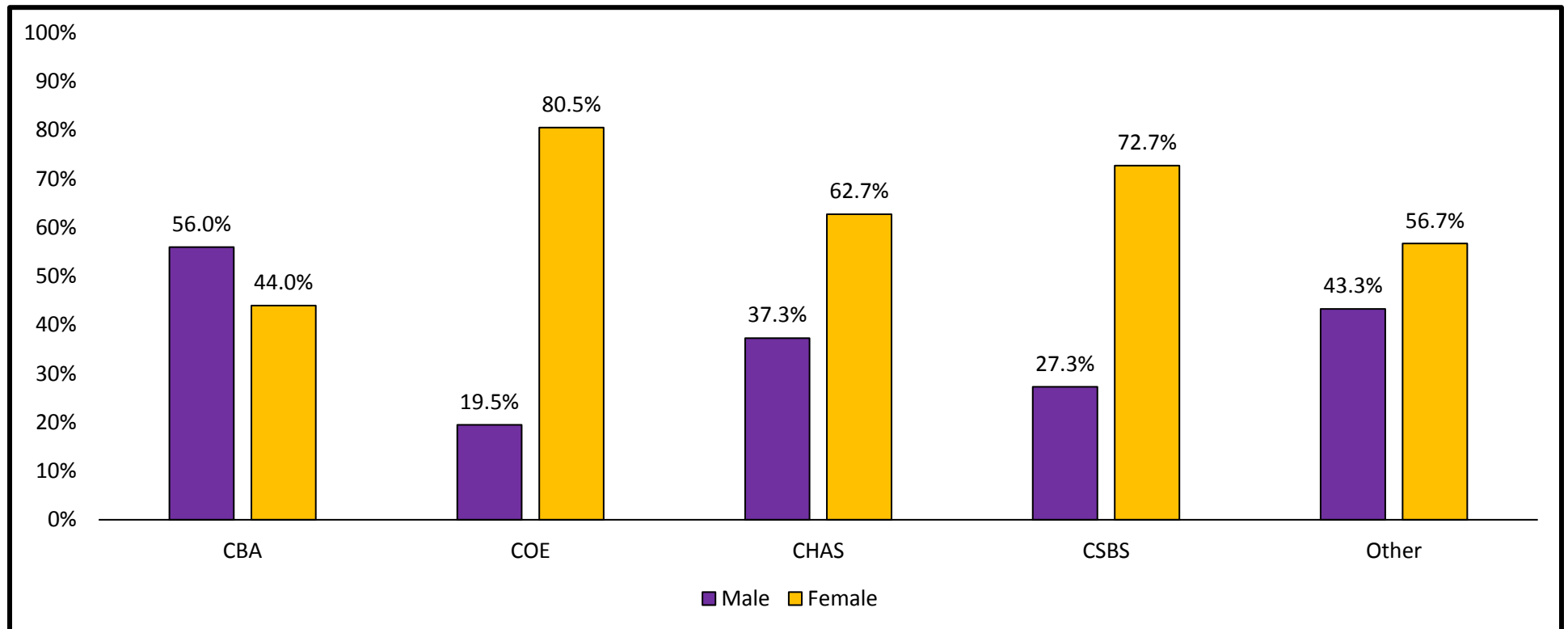


	CBA	COE	CHAS	CSBS	Other
Two or More	1.0%	1.3%	2.5%	3.7%	6.7%
American Indian or Alaska Native	0.0%	0.0%	0.2%	0.0%	0.0%
Asian	1.0%	0.3%	0.4%	0.6%	0.0%
Black or African American	2.3%	2.9%	0.6%	5.9%	13.3%
Hispanic or Latino	0.7%	3.7%	2.3%	3.7%	0.0%
Not Available	10.4%	1.3%	4.2%	2.2%	0.0%
Unknown/Not Specified	1.3%	0.8%	0.6%	1.6%	0.0%
White	83.2%	89.6%	89.3%	82.3%	80.0%

University of Northern Iowa [2015-2016]
Graduating Senior Survey

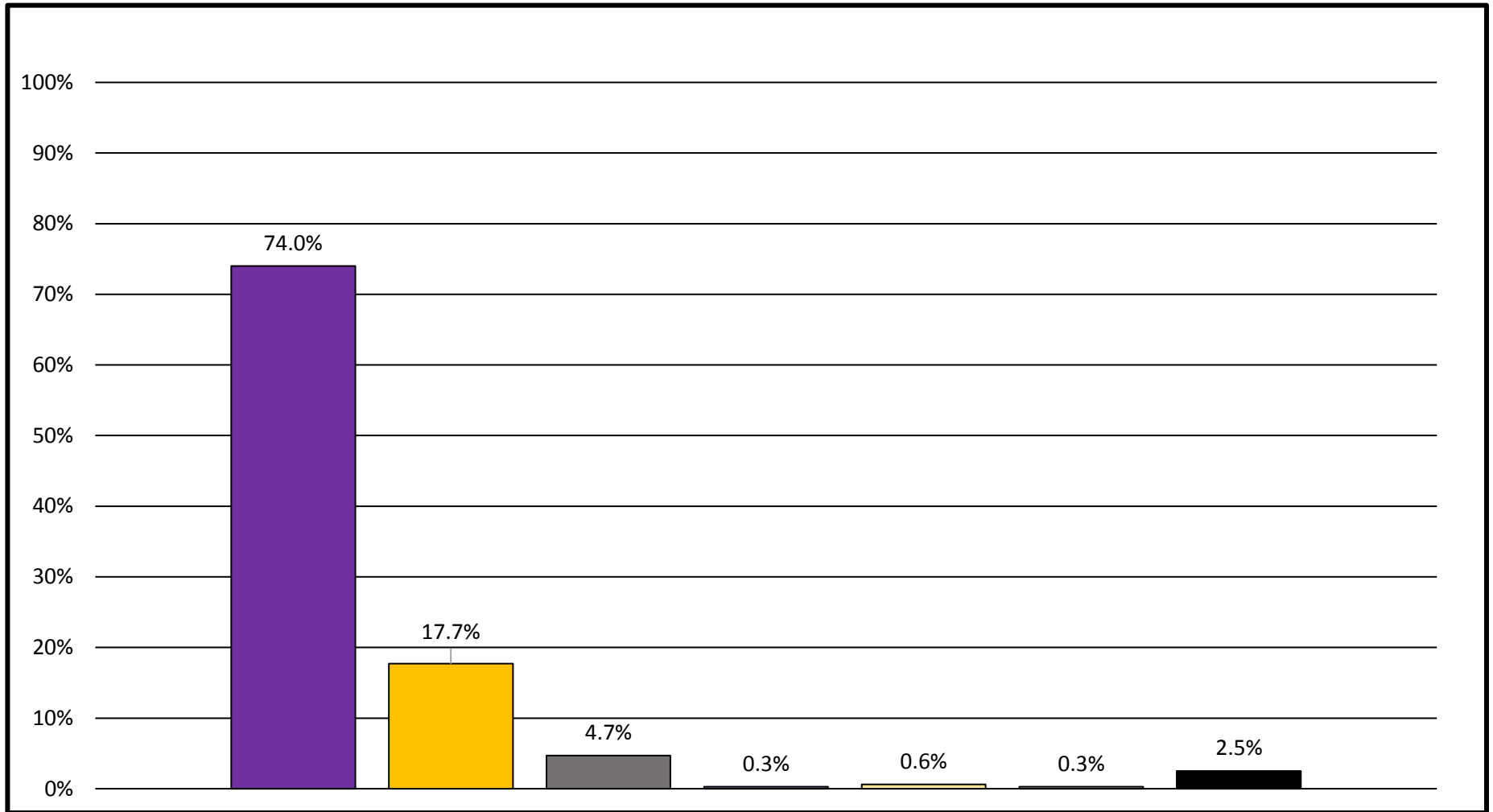
Response Rate by College and Gender

Below is a breakdown of respondents by college and gender from the 2015-2016 graduates who completed the survey.



University of Northern Iowa [2015-2016]
Graduating Senior Survey

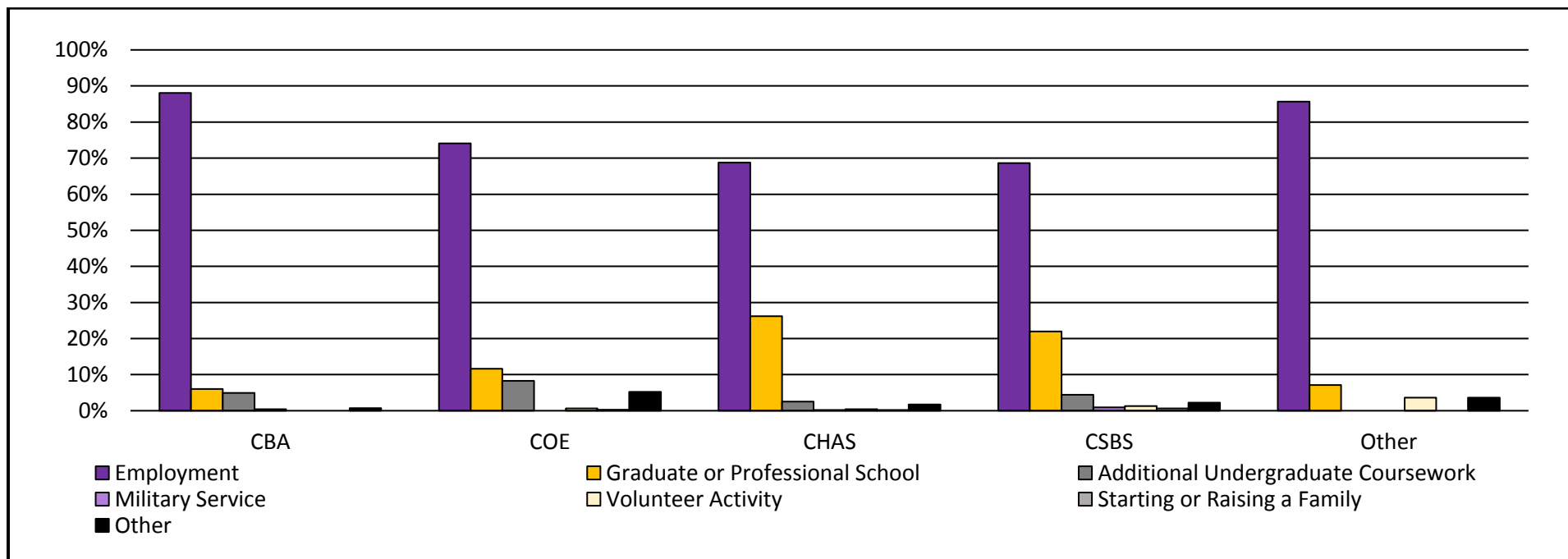
What is MOST LIKELY to be your PRINCIPAL activity upon graduation?
All Responses Included



■ Employment ■ Graduate or Professional School ■ Additional Undergraduate Coursework ■ Military Services
■ Volunteer Activity ■ Starting or Raising a Family ■ Other

**University of Northern Iowa [2015-2016]
Graduating Senior Survey**

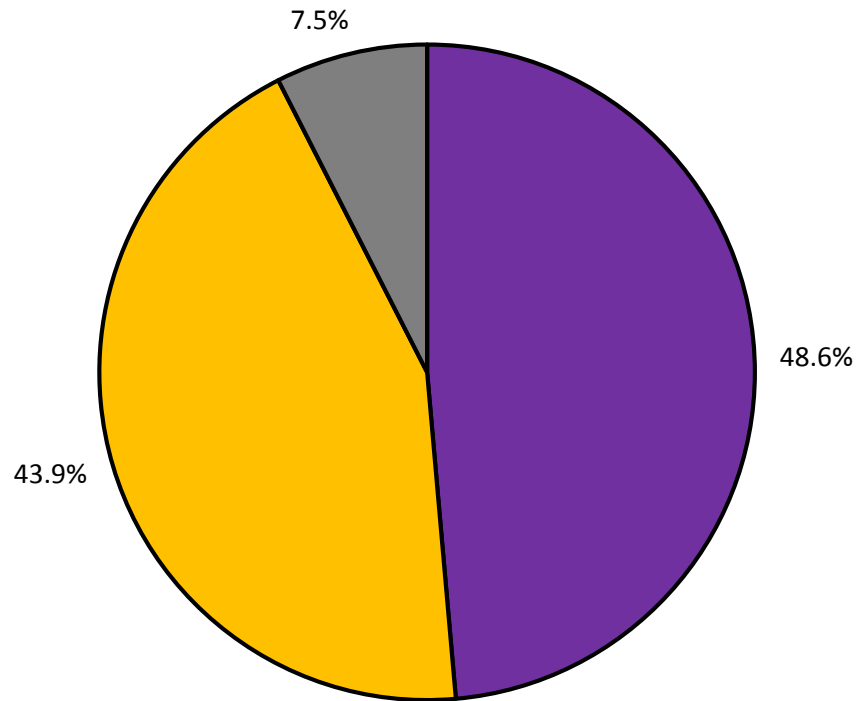
What is MOST LIKELY to be your PRINCIPAL activity upon graduation?
Breakdown by College



	CBA	COE	CHAS	CSBS	Other
Employment	88.1%	74.1%	68.8%	68.6%	85.7%
Grad or Prof School	6.0%	11.6%	26.2%	22.0%	7.1%
Add'l Undergrad	4.9%	8.3%	2.5%	4.4%	0.0%
Military Service	0.4%	0.0%	0.2%	0.9%	0.0%
Volunteer Activity	0.0%	0.6%	0.4%	1.3%	3.6%
Start or Raise Family	0.0%	0.3%	0.2%	0.6%	0.0%
Other	0.7%	5.2%	1.7%	2.2%	3.6%

University of Northern Iowa [2015-2016]
Graduating Senior Survey

What are your continuing education plans?



- Accepted to a graduate or professional program
- Applying to a graduate or professional program
- Accepted to an undergraduate program

Continuing Education

Graduates were asked if they planned to continue their education after commencement at the University of Northern Iowa. 239 graduates reported that they would continue their education with either attending a graduate or professional program or going through with another undergraduate degree. 187 graduates reported that they were unsure if they would continue with another degree, as they had not yet been accepted to another program, while 867 students reported that they would not be pursuing additional education.

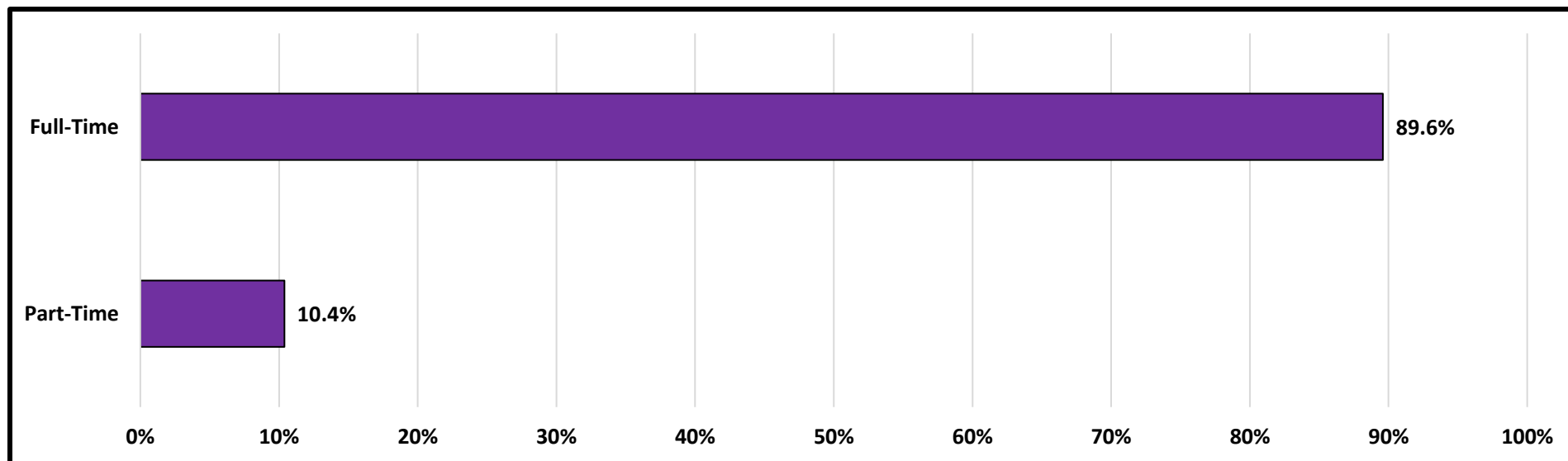
University of Northern Iowa [2015-2016]
Graduating Senior Survey

**Most Frequent Colleges & Universities
Students Chose to Attend**

- 1) University of Northern Iowa (116) – Cedar Falls, IA
- 2) University of Iowa (21) – Iowa City, IA
- 3) Des Moines University (7) – Des Moines, IA
- 4) Allen College (6) – Waterloo, IA
- 5) Iowa State University (6) – Ames, IA
- 6) Palmer College of Chiropractic (6) – Davenport, IA
- 7) Minnesota State University (5) – Mankato, MN
- 8) Creighton University (3) – Omaha, NE
- 9) University of Wisconsin (3) – Madison, WI
- 10) University of Wisconsin (3) – Whitewater, MN

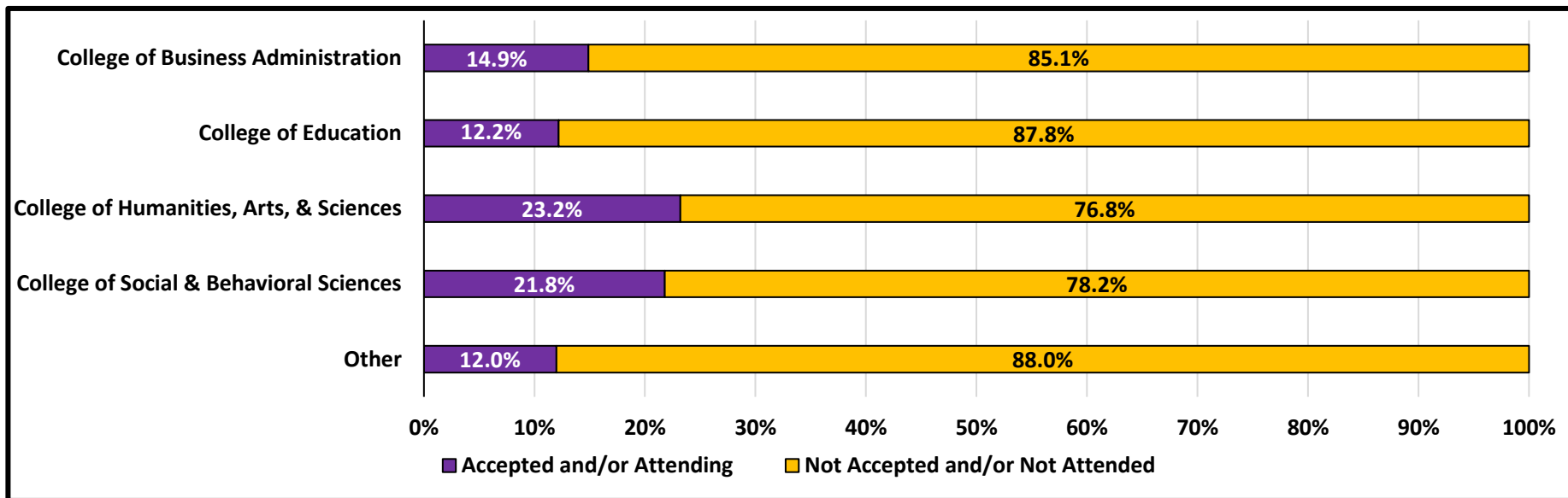
Continuing Education

Below is a breakdown of graduates who were choosing to pursue further education. This graph includes students who were attending a college or university for any degree and if they were attending full-time or part-time studies during the time they were working on that degree.



University of Northern Iowa [2015-2016] Graduating Senior Survey

What are your continuing education plans?



“You’re not going to find another place as special as UNI. From visiting other colleges for graduate school, I have realized UNI has a unique quality. It may be from the people, the faculty, the resources or the facilities. I’ve always believed there is something more that UNI provides to every student and all alumni – a great community.”

- Alyssa Adamec, Class of 2016

(Office of University Relations – University of Northern Iowa, 2016)

Photo by Roland Ferrie, Photojournalist – University of Northern Iowa

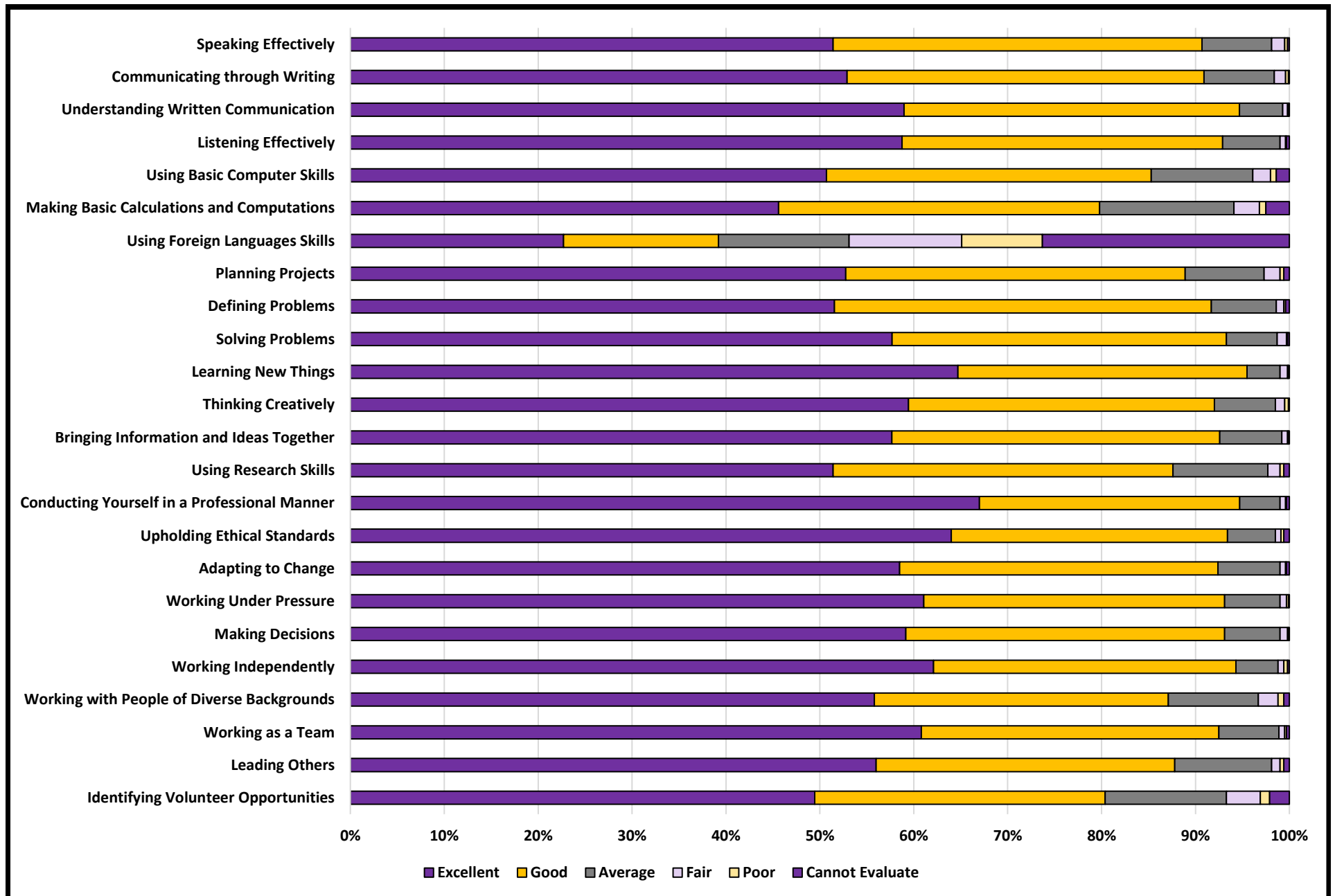
ACADEMIC SKILLS

University of Northern Iowa [2015-2016]
Graduating Senior Survey

Table 1: Academic Skills								
"Think about your future/career goals. Using the scale below, please rate how well UNI has prepared you for...."	N	Excellent	Good	Average	Fair	Poor	Cannot Evaluate	Mean
Speaking Effectively	1441	51.4%	39.3%	7.4%	1.4%	0.3%	0.2%	4.39
Communicating through Writing	1438	52.9%	38.0%	7.5%	1.2%	0.3%	0.1%	4.42
Understanding Written Communication	1434	58.9%	35.7%	4.6%	0.5%	0.1%	0.1%	4.52
Listening Effectively	1432	58.7%	34.1%	6.1%	0.6%	0.1%	0.3%	4.50
Using Basic Computer Skills	1434	50.7%	34.6%	10.8%	1.9%	0.6%	1.4%	4.29
Making Basic Calculations and Computations	1435	45.6%	34.2%	14.3%	2.7%	0.7%	2.5%	4.14
Using Foreign Languages Skills	1425	22.7%	16.5%	13.9%	12.0%	8.6%	26.3%	2.54
Planning Projects	1423	52.8%	36.2%	8.4%	1.7%	0.4%	0.6%	4.38
Defining Problems	1423	51.5%	40.1%	6.9%	0.8%	0.2%	0.4%	4.41
Solving Problems	1423	57.7%	35.6%	5.4%	1.0%	0.1%	0.2%	4.49
Learning New Things	1421	64.7%	30.8%	3.5%	0.8%	0.1%	0.1%	4.59
Thinking Creatively	1416	59.5%	32.6%	6.5%	1.0%	0.4%	0.1%	4.49
Bringing Information and Ideas Together	1414	57.6%	34.9%	6.6%	0.6%	0.1%	0.1%	4.49
Using Research Skills	1416	51.4%	36.2%	10.1%	1.3%	0.4%	0.6%	4.35
Conducting Yourself in a Professional Manner	1410	67.0%	27.7%	4.3%	0.6%	0.1%	0.3%	4.60
Upholding Ethical Standards	1413	64.0%	29.4%	5.1%	0.6%	0.3%	0.6%	4.54
Adapting to Change	1413	58.5%	33.9%	6.6%	0.6%	0.1%	0.3%	4.49
Working Under Pressure	1414	61.0%	32.0%	5.9%	0.7%	0.2%	0.1%	4.52
Making Decisions	1414	59.1%	33.9%	5.9%	0.8%	0.1%	0.1%	4.50
Working Independently	1412	62.1%	32.2%	4.5%	0.6%	0.4%	0.2%	4.54
Working with People of Diverse Backgrounds	1410	55.8%	31.3%	9.6%	2.1%	0.6%	0.6%	4.38
Working as a Team	1414	60.8%	31.7%	6.4%	0.6%	0.2%	0.3%	4.51
Leading Others	1412	56.0%	31.8%	10.3%	0.9%	0.4%	0.6%	4.40
Identifying Volunteer Opportunities	1406	49.4%	30.9%	12.9%	3.6%	1.0%	2.1%	4.18

University of Northern Iowa [2015-2016]

Graduating Senior Survey



**University of Northern Iowa [2015-2016]
Graduating Senior Survey**

College of Business Administration

Table 2: Academic Skills

"Think about your future/career goals. Using the scale below, please rate how well UNI has prepared you for...."	N	Excellent	Good	Average	Fair	Poor	Cannot Evaluate	Mean
Speaking Effectively	270	45.9%	44.4%	5.9%	1.0%	0.4%	0.4%	4.31
Communicating through Writing	271	40.2%	46.5%	10.0%	2.6%	0.4%	0.4%	4.23
Understanding Written Communication	269	48.3%	44.6%	5.6%	0.7%	0.4%	0.4%	4.39
Listening Effectively	271	47.2%	45.0%	5.9%	0.7%	0.4%	0.7%	4.36
Using Basic Computer Skills	271	59.8%	32.1%	6.3%	0.7%	0.4%	0.7%	4.48
Making Basic Calculations and Computations	271	58.3%	35.1%	5.2%	0.4%	0.4%	0.7%	4.48
Using Foreign Languages Skills	271	21.8%	19.6%	11.8%	11.8%	12.2%	22.9%	2.58
Planning Projects	269	46.1%	42.0%	8.6%	1.5%	0.7%	1.1%	4.28
Defining Problems	271	46.1%	47.6%	4.8%	0.7%	0.4%	0.4%	4.37
Solving Problems	270	54.1%	40.4%	3.7%	1.1%	0.4%	0.4%	4.46
Learning New Things	271	53.9%	40.2%	3.7%	1.5%	0.4%	0.4%	4.45
Thinking Creatively	271	47.2%	39.9%	11.4%	0.7%	0.4%	0.4%	4.32
Bringing Information and Ideas Together	271	49.8%	40.6%	8.5%	0.4%	0.4%	0.4%	4.38
Using Research Skills	270	40.0%	47.0%	11.5%	0.7%	0.4%	0.4%	4.24
Conducting Yourself in a Professional Manner	269	65.8%	30.9%	2.2%	0.4%	0.4%	0.4%	4.60
Upholding Ethical Standards	270	59.6%	35.6%	3.7%	0.4%	0.4%	0.4%	4.53
Adapting to Change	269	51.3%	40.5%	7.4%	0.0%	0.4%	0.4%	4.41
Working Under Pressure	269	53.9%	37.9%	6.3%	1.1%	0.4%	0.4%	4.43
Making Decisions	269	52.8%	39.8%	5.9%	0.7%	0.4%	0.4%	4.43
Working Independently	268	50.7%	41.8%	6.0%	0.4%	0.7%	0.4%	4.40
Working with People of Diverse Backgrounds	269	46.5%	39.8%	11.9%	0.7%	0.7%	0.4%	4.29
Working as a Team	269	53.9%	37.9%	7.1%	0.0%	0.7%	0.4%	4.43
Leading Others	268	47.0%	40.7%	10.4%	0.7%	0.7%	0.4%	4.31
Identifying Volunteer Opportunities	268	42.9%	37.7%	14.6%	2.2%	1.5%	1.1%	4.15

**University of Northern Iowa [2015-2016]
Graduating Senior Survey**

College of Education

Table 3: Academic Skills

“Think about your future/career goals. Using the scale below, please rate how well UNI has prepared you for....”	N	Excellent	Good	Average	Fair	Poor	Cannot Evaluate	Mean
Speaking Effectively	331	53.2%	40.8%	5.7%	0.3%	0.0%	0.0%	4.47
Communicating through Writing	329	49.5%	43.2%	6.7%	0.6%	0.0%	0.0%	4.42
Understanding Written Communication	329	58.7%	37.4%	3.6%	0.3%	0.0%	0.0%	4.54
Listening Effectively	329	64.4%	30.1%	4.3%	0.9%	0.0%	0.3%	4.57
Using Basic Computer Skills	329	46.2%	38.9%	12.2%	1.2%	0.0%	1.5%	4.26
Making Basic Calculations and Computations	329	43.8%	30.4%	13.4%	0.9%	0.0%	1.5%	4.22
Using Foreign Languages Skills	327	25.7%	17.4%	13.5%	11.9%	6.1%	25.4%	2.69
Planning Projects	328	60.7%	31.4%	5.8%	1.8%	0.0%	0.3%	4.50
Defining Problems	326	53.4%	37.4%	8.0%	1.2%	0.0%	0.0%	4.43
Solving Problems	326	59.2%	34.4%	5.5%	0.6%	0.0%	0.3%	4.51
Learning New Things	325	64.0%	32.6%	2.8%	0.6%	0.0%	0.0%	4.60
Thinking Creatively	323	62.8%	30.7%	5.6%	0.6%	0.3%	0.0%	4.55
Bringing Information and Ideas Together	324	59.3%	34.6%	5.2%	0.9%	0.0%	0.0%	4.52
Using Research Skills	324	48.8%	38.0%	11.4%	0.9%	0.0%	0.9%	4.32
Conducting Yourself in a Professional Manner	324	69.4%	26.2%	4.0%	0.3%	0.0%	0.0%	4.65
Upholding Ethical Standards	323	66.9%	26.3%	6.2%	0.6%	0.0%	0.0%	4.59
Adapting to Change	324	61.7%	31.8%	5.6%	0.9%	0.0%	0.0%	4.54
Working Under Pressure	324	63.0%	31.5%	4.6%	0.9%	0.0%	0.0%	4.56
Making Decisions	323	61.3%	33.7%	4.3%	0.6%	0.0%	0.0%	4.56
Working Independently	323	64.4%	31.0%	4.3%	0.3%	0.0%	0.0%	4.59
Working with People of Diverse Backgrounds	323	59.8%	31.0%	7.1%	1.2%	0.3%	0.6%	4.47
Working as a Team	323	66.3%	29.1%	4.0%	0.3%	0.0%	0.3%	4.60
Leading Others	323	61.3%	31.3%	6.8%	0.6%	0.0%	0.0%	4.53
Identifying Volunteer Opportunities	323	54.2%	30.0%	11.5%	3.1%	0.3%	0.9%	4.32

**University of Northern Iowa [2015-2016]
Graduating Senior Survey**

College of Humanities, Arts, and Sciences

Table 4: Academic Skills								
“Think about your future/career goals. Using the scale below, please rate how well UNI has prepared you for....”	N	Excellent	Good	Average	Fair	Poor	Cannot Evaluate	Mean
Speaking Effectively	478	51.9%	37.2%	8.8%	1.3%	0.4%	0.4%	4.38
Communicating through Writing	476	57.8%	32.4%	8.4%	0.8%	0.4%	0.2%	4.46
Understanding Written Communication	473	63.0%	31.1%	5.5%	0.2%	0.0%	0.2%	4.56
Listening Effectively	472	58.5%	32.6%	8.3%	0.4%	0.0%	0.2%	4.49
Using Basic Computer Skills	474	47.7%	34.0%	13.9%	2.1%	0.4%	1.9%	4.21
Making Basic Calculations and Computations	474	41.6%	30.8%	17.9%	4.2%	1.5%	4.0%	3.95
Using Foreign Languages Skills	469	22.0%	16.2%	16.6%	12.2%	8.1%	24.9%	2.57
Planning Projects	468	51.1%	37.0%	9.2%	1.9%	0.4%	0.4%	4.35
Defining Problems	469	52.2%	38.6%	7.2%	0.6%	0.2%	1.1%	4.39
Solving Problems	469	58.4%	33.5%	6.8%	1.1%	0.0%	0.2%	4.49
Learning New Things	468	67.7%	26.1%	5.3%	0.9%	0.0%	0.0%	4.61
Thinking Creatively	467	62.5%	30.2%	5.8%	1.1%	0.4%	0.0%	4.53
Bringing Information and Ideas Together	463	57.9%	33.3%	8.2%	0.6%	0.0%	0.0%	4.48
Using Research Skills	466	53.0%	33.9%	9.9%	1.7%	0.4%	1.1%	4.34
Conducting Yourself in a Professional Manner	461	65.1%	28.4%	5.9%	0.7%	0.0%	0.0%	4.58
Upholding Ethical Standards	463	62.6%	28.9%	6.7%	0.6%	0.2%	0.9%	4.51
Adapting to Change	463	59.0%	32.6%	8.0%	0.2%	0.0%	0.2%	4.50
Working Under Pressure	464	61.2%	31.0%	7.3%	0.4%	0.0%	0.0%	4.53
Making Decisions	465	58.9%	32.9%	7.3%	0.9%	0.0%	0.0%	4.50
Working Independently	464	64.7%	30.0%	4.1%	0.9%	0.2%	0.2%	4.57
Working with People of Diverse Backgrounds	462	54.5%	29.4%	11.5%	3.2%	0.4%	0.9%	4.32
Working as a Team	464	61.6%	29.5%	8.2%	0.6%	0.0%	0.0%	4.52
Leading Others	463	55.9%	28.9%	13.2%	0.9%	0.4%	0.6%	4.37
Identifying Volunteer Opportunities	459	47.5%	28.8%	14.8%	4.1%	1.7%	3.1%	4.07

**University of Northern Iowa [2015-2016]
Graduating Senior Survey**

College of Social & Behavioral Sciences

Table 5: Academic Skills

"Think about your future/career goals. Using the scale below, please rate how well UNI has prepared you for...."	N	Excellent	Good	Average	Fair	Poor	Cannot Evaluate	Mean
Speaking Effectively	302	55.3%	35.4%	7.9%	0.7%	0.7%	0.0%	4.44
Communicating through Writing	302	60.6%	33.4%	4.6%	1.0%	0.3%	0.0%	4.53
Understanding Written Communication	302	63.6%	32.1%	3.3%	0.7%	0.3%	0.0%	4.58
Listening Effectively	300	63.0%	31.0%	5.0%	0.7%	0.3%	0.0%	4.56
Using Basic Computer Skills	300	53.7%	32.0%	9.0%	3.0%	1.3%	1.0%	4.31
Making Basic Calculations and Computations	301	44.5%	31.2%	17.6%	3.7%	0.3%	2.7%	4.08
Using Foreign Languages Skills	299	21.7%	13.0%	10.4%	11.4%	9.7%	33.8%	2.24
Planning Projects	298	55.0%	33.2%	9.4%	1.7%	0.3%	0.3%	4.40
Defining Problems	297	55.6%	37.0%	6.4%	0.7%	0.3%	0.0%	4.47
Solving Problems	298	59.4%	34.9%	4.7%	0.7%	0.3%	0.0%	4.52
Learning New Things	297	71.0%	26.6%	1.3%	0.7%	0.3%	0.0%	4.67
Thinking Creatively	295	63.4%	29.8%	4.7%	1.7%	0.3%	0.0%	4.54
Bringing Information and Ideas Together	296	61.8%	31.8%	5.1%	0.7%	0.3%	0.3%	4.53
Using Research Skills	296	62.2%	28.0%	7.4%	1.4%	1.0%	0.0%	4.49
Conducting Yourself in a Professional Manner	296	69.9%	23.6%	4.4%	1.0%	0.3%	0.7%	4.60
Upholding Ethical Standards	297	68.0%	27.3%	2.4%	1.0%	0.3%	1.0%	4.59
Adapting to Change	297	61.3%	33.0%	3.7%	1.0%	0.3%	0.7%	4.52
Working Under Pressure	297	65.3%	28.6%	4.7%	0.7%	0.3%	0.3%	4.57
Making Decisions	297	62.6%	31.3%	4.0%	1.3%	0.3%	0.3%	4.54
Working Independently	297	66.7%	27.9%	3.4%	1.0%	0.7%	0.3%	4.58
Working with People of Diverse Backgrounds	296	62.2%	27.0%	6.8%	2.7%	1.0%	0.3%	4.46
Working as a Team	298	60.4%	31.5%	5.4%	1.7%	0.3%	0.7%	4.48
Leading Others	298	59.7%	27.2%	9.7%	1.7%	0.7%	1.0%	4.41
Identifying Volunteer Opportunities	296	54.1%	30.1%	9.5%	3.4%	0.3%	2.7%	4.26

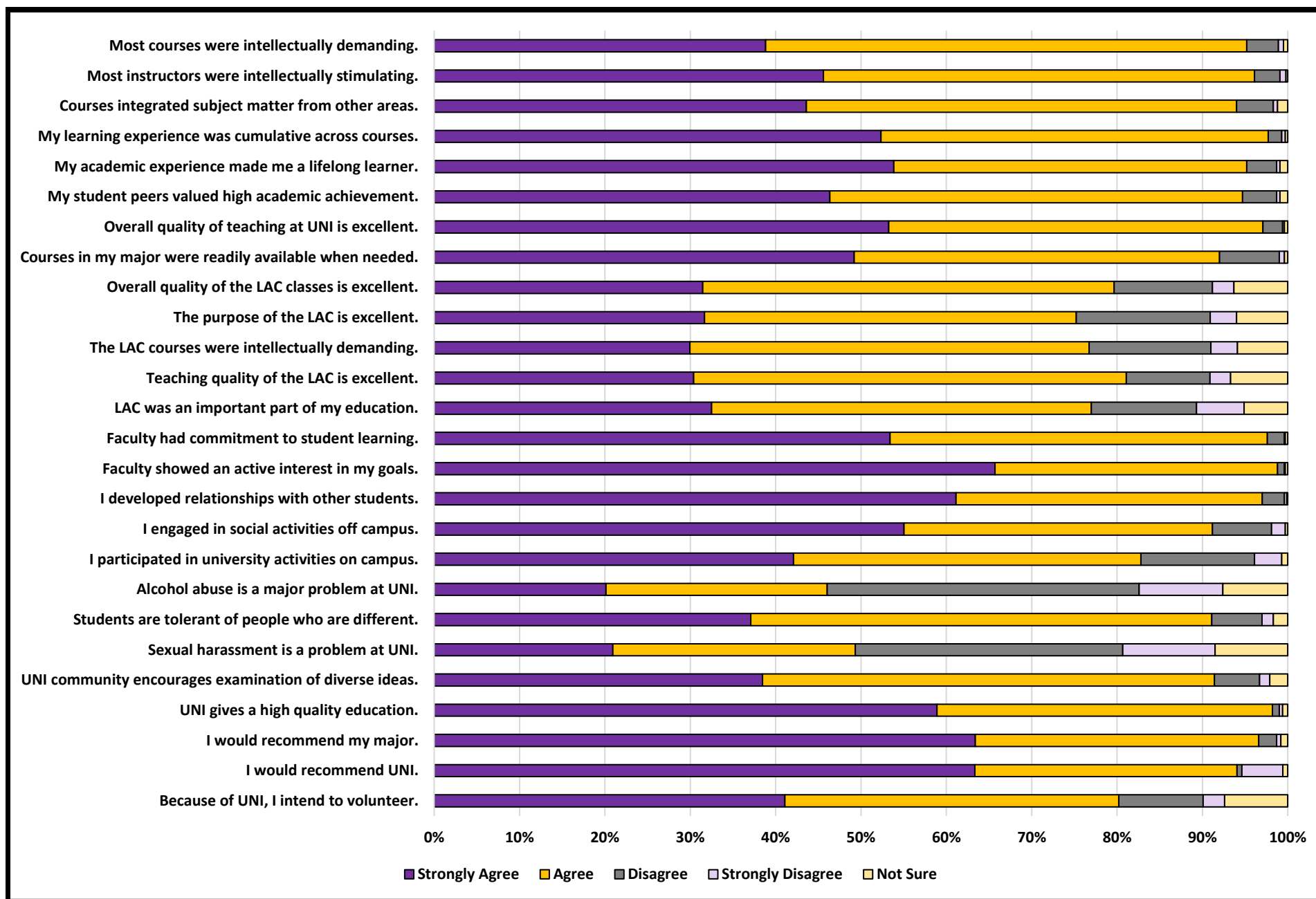
ACADEMIC & SOCIAL ENVIRONMENT

University of Northern Iowa [2015-2016]
Graduating Senior Survey

Table 1: Academic & Social Environment

"Please indicate the extent to which you agree or disagree with the following statements."	N	Strongly Agree	Agree	Disagree	Strongly Disagree	Not Sure	Mean
Most courses were intellectually demanding.	1390	38.8%	56.3%	3.7%	0.6%	0.5%	3.32
Most instructors were intellectually stimulating.	1389	45.6%	50.5%	3.0%	0.7%	0.2%	3.41
Courses integrated subject matter from other areas.	1384	43.6%	50.4%	4.3%	0.5%	1.2%	3.35
My learning experience was cumulative across courses.	1384	52.4%	45.4%	1.6%	0.4%	0.3%	3.49
My academic experience made me a lifelong learner.	1382	53.9%	41.4%	3.5%	0.4%	0.9%	3.47
My student peers valued high academic achievement.	1393	46.3%	48.3%	4.0%	0.4%	0.9%	3.39
Overall quality of teaching at UNI is excellent.	1377	53.3%	43.9%	2.3%	0.2%	0.4%	3.50
Courses in my major were readily available when needed.	1378	49.2%	42.8%	7.0%	0.6%	0.4%	3.40
Overall quality of the LAC classes is excellent.	1377	31.4%	48.1%	11.5%	2.5%	6.3%	2.96
The purpose of the LAC was clear.	1373	31.7%	43.6%	15.7%	3.1%	6.0%	2.92
The LAC courses were intellectually demanding.	1367	30.0%	46.8%	14.3%	3.1%	5.9%	2.92
Teaching quality of the LAC is excellent.	1370	30.4%	50.7%	9.8%	2.4%	6.7%	2.96
LAC was an important part of my education.	1365	32.5%	44.5%	12.3%	5.6%	5.1%	2.94
Faculty had commitment to student learning.	1369	53.4%	44.2%	2.0%	0.1%	0.3%	3.50
Faculty showed an active interest in my goals.	1369	65.7%	33.1%	0.8%	0.1%	0.3%	3.64
I developed relationships with other students.	1369	61.2%	35.9%	2.6%	0.3%	0.1%	3.58
I engaged in social activities off campus.	1368	55.0%	36.1%	6.9%	1.6%	0.3%	3.44
I participated in university activities on campus.	1367	42.1%	40.7%	13.3%	3.2%	0.7%	3.20
Alcohol abuse is a major problem at UNI.	1364	20.1%	25.9%	36.5%	9.8%	7.6%	2.41
Students are tolerant of people who are different.	1366	37.1%	54.0%	5.9%	1.3%	1.7%	3.23
Sexual harassment is a problem at UNI.	1366	20.9%	28.4%	31.3%	10.8%	8.5%	2.42
UNI community encourages examination of diverse ideas.	1363	38.5%	53.0%	5.3%	1.2%	2.1%	3.25
UNI gives a high quality education.	1365	58.9%	39.3%	0.8%	0.4%	0.6%	3.56
I would recommend my major.	1366	63.4%	33.2%	2.1%	0.5%	0.8%	3.58
I would recommend UNI.	1365	66.2%	32.1%	0.6%	0.5%	0.6%	3.63
Because of UNI, I intend to volunteer.	1365	41.1%	39.1%	9.9%	2.5%	7.4%	3.04

University of Northern Iowa [2015-2016] Graduating Senior Survey



University of Northern Iowa [2015-2016]
Graduating Senior Survey

College of Business Administration

Table 2: Academic & Social Environment

"Please indicate the extent to which you agree or disagree with the following statements."	N	Strongly Agree	Agree	Disagree	Strongly Disagree	Not Sure	Mean
Most courses were intellectually demanding.	268	46.6%	50.4%	1.9%	1.1%	0.0%	3.43
Most instructors were intellectually stimulating.	268	40.7%	55.2%	2.6%	1.5%	0.0%	3.35
Courses integrated subject matter from other areas.	268	45.5%	48.5%	4.1%	1.1%	0.7%	3.37
My learning experience was cumulative across courses.	263	50.2%	46.8%	2.3%	0.4%	0.4%	3.46
My academic experience made me a lifelong learner.	263	42.2%	49.8%	6.5%	0.8%	0.8%	3.32
My student peers valued high academic achievement.	264	47.3%	47.7%	3.8%	0.8%	0.4%	3.41
Overall quality of teaching at UNI is excellent.	263	50.6%	46.4%	2.3%	0.4%	0.4%	3.46
Courses in my major were readily available when needed.	263	46.8%	48.7%	3.4%	1.1%	0.0%	3.41
Overall quality of the LAC classes is excellent.	263	29.7%	49.4%	14.8%	2.3%	3.8%	2.99
The purpose of the LAC was clear.	262	27.5%	46.9%	17.2%	5.3%	3.1%	2.90
The LAC courses were intellectually demanding.	261	26.1%	50.6%	16.1%	3.8%	3.4%	2.92
Teaching quality of the LAC is excellent.	262	25.6%	56.1%	11.8%	2.3%	4.2%	2.97
LAC was an important part of my education.	260	28.8%	47.3%	13.8%	6.9%	3.1%	2.92
Faculty had commitment to student learning.	261	44.1%	51.3%	3.8%	0.4%	0.4%	3.38
Faculty showed an active interest in my goals.	262	56.5%	41.2%	1.5%	0.4%	0.4%	3.53
I developed relationships with other students.	261	54.8%	42.9%	1.9%	0.4%	0.0%	3.52
I engaged in social activities off campus.	261	52.5%	40.6%	5.7%	1.1%	0.0%	3.44
I participated in university activities on campus.	262	38.5%	46.6%	13.0%	1.9%	0.0%	3.22
Alcohol abuse is a major problem at UNI.	261	19.2%	24.9%	36.8%	13.4%	5.7%	2.38
Students are tolerant of people who are different.	262	33.6%	58.0%	6.5%	1.1%	0.8%	3.23
Sexual harassment is a problem at UNI.	260	18.8%	27.7%	33.8%	15.4%	4.2%	2.42
UNI community encourages examination of diverse ideas.	262	34.4%	57.6%	5.0%	2.3%	0.8%	3.23
UNI gives a high quality education.	261	55.2%	43.7%	0.4%	0.4%	0.4%	3.53
I would recommend my major.	262	57.6%	39.7%	1.1%	1.1%	0.4%	3.53
I would recommend UNI.	262	63.0%	34.7%	1.1%	0.8%	0.4%	3.59
Because of UNI, I intend to volunteer.	262	37.8%	46.6%	7.3%	3.8%	4.6%	3.09

University of Northern Iowa [2015-2016]
Graduating Senior Survey

College of Education

Table 3: Academic & Social Environment

"Please indicate the extent to which you agree or disagree with the following statements."	N	Strongly Agree	Agree	Disagree	Strongly Disagree	Not Sure	Mean
Most courses were intellectually demanding.	316	33.2%	63.6%	2.2%	0.3%	0.6%	3.28
Most instructors were intellectually stimulating.	315	43.5%	53.0%	2.5%	0.6%	0.3%	3.39
Courses integrated subject matter from other areas.	316	48.1%	49.1%	2.2%	0.3%	0.3%	3.44
My learning experience was cumulative across courses.	315	54.9%	43.2%	1.0%	0.6%	0.3%	3.52
My academic experience made me a lifelong learner.	315	58.7%	39.0%	1.6%	0.3%	0.3%	3.56
My student peers valued high academic achievement.	315	49.2%	48.3%	1.6%	0.3%	0.6%	3.45
Overall quality of teaching at UNI is excellent.	315	58.4%	38.7%	2.5%	0.3%	0.0%	3.55
Courses in my major were readily available when needed.	316	48.7%	41.1%	8.9%	0.9%	0.3%	3.37
Overall quality of the LAC classes is excellent.	315	31.1%	50.5%	10.5%	2.2%	5.7%	2.99
The purpose of the LAC was clear.	314	32.5%	45.9%	14.6%	1.9%	5.1%	2.99
The LAC courses were intellectually demanding.	312	30.8%	50.3%	12.2%	1.3%	5.4%	3.00
Teaching quality of the LAC is excellent.	313	31.6%	48.6%	12.5%	2.2%	5.1%	2.99
LAC was an important part of my education.	312	34.0%	45.2%	13.1%	3.2%	4.5%	3.01
Faculty had commitment to student learning.	314	55.1%	43.0%	1.6%	0.3%	0.0%	3.53
Faculty showed an active interest in my goals.	312	67.3%	31.4%	0.6%	0.3%	0.3%	3.65
I developed relationships with other students.	312	65.4%	32.1%	2.2%	0.3%	0.0%	3.63
I engaged in social activities off campus.	311	57.9%	34.7%	6.1%	1.3%	0.0%	3.49
I participated in university activities on campus.	312	46.2%	37.8%	11.9%	3.2%	1.0%	3.25
Alcohol abuse is a major problem at UNI.	311	25.1%	25.4%	32.2%	9.3%	8.0%	2.50
Students are tolerant of people who are different.	310	41.0%	50.0%	5.8%	1.0%	2.3%	3.26
Sexual harassment is a problem at UNI.	312	25.0%	24.7%	30.8%	9.9%	9.6%	2.46
UNI community encourages examination of diverse ideas.	312	38.1%	55.1%	4.2%	0.3%	2.2%	3.27
UNI gives a high quality education.	312	63.8%	34.9%	1.0%	0.3%	0.0%	3.62
I would recommend my major.	311	67.8%	30.9%	1.0%	0.0%	0.3%	3.66
I would recommend UNI.	312	68.6%	30.8%	0.0%	0.3%	0.3%	3.67
Because of UNI, I intend to volunteer.	312	46.8%	37.8%	6.4%	1.0%	8.0%	3.14

University of Northern Iowa [2015-2016]
Graduating Senior Survey

College of Humanities, Arts, & Sciences

Table 4: Academic & Social Environment

"Please indicate the extent to which you agree or disagree with the following statements."	N	Strongly Agree	Agree	Disagree	Strongly Disagree	Not Sure	Mean
Most courses were intellectually demanding.	457	37.9%	55.1%	5.9%	0.7%	0.4%	3.29
Most instructors were intellectually stimulating.	457	45.7%	49.7%	3.9%	0.7%	0.0%	3.40
Courses integrated subject matter from other areas.	453	41.7%	50.3%	5.5%	0.4%	2.0%	3.29
My learning experience was cumulative across courses.	455	51.9%	45.9%	1.8%	0.2%	0.2%	3.49
My academic experience made me a lifelong learner.	455	58.7%	36.5%	3.5%	0.2%	1.1%	3.51
My student peers valued high academic achievement.	455	46.4%	45.5%	6.4%	0.4%	1.3%	3.35
Overall quality of teaching at UNI is excellent.	452	52.9%	44.0%	2.4%	0.0%	0.7%	3.48
Courses in my major were readily available when needed.	453	51.7%	37.5%	9.5%	0.4%	0.9%	3.39
Overall quality of the LAC classes is excellent.	452	30.8%	46.5%	12.4%	4.0%	6.4%	2.91
The purpose of the LAC was clear.	451	29.9%	41.5%	18.0%	4.0%	6.7%	2.84
The LAC courses were intellectually demanding.	449	29.6%	42.1%	16.9%	5.3%	6.0%	2.84
Teaching quality of the LAC is excellent.	449	29.2%	49.0%	10.2%	3.8%	7.8%	2.88
LAC was an important part of my education.	448	32.1%	42.0%	12.7%	8.3%	4.9%	2.88
Faculty had commitment to student learning.	448	54.7%	43.1%	1.6%	0.0%	0.7%	3.51
Faculty showed an active interest in my goals.	449	70.8%	28.7%	0.2%	0.0%	0.2%	3.70
I developed relationships with other students.	449	65.3%	32.5%	1.8%	0.2%	0.2%	3.62
I engaged in social activities off campus.	449	58.1%	32.7%	6.5%	2.2%	0.4%	3.46
I participated in university activities on campus.	447	43.6%	39.4%	12.3%	4.0%	0.7%	3.21
Alcohol abuse is a major problem at UNI.	447	17.9%	27.1%	37.4%	10.5%	7.2%	2.38
Students are tolerant of people who are different.	447	36.5%	54.6%	4.9%	1.8%	2.2%	3.21
Sexual harassment is a problem at UNI.	448	18.5%	31.0%	29.9%	11.4%	9.2%	2.38
UNI community encourages examination of diverse ideas.	444	41.4%	48.4%	6.1%	1.8%	2.3%	3.25
UNI gives a high quality education.	446	58.1%	39.7%	1.1%	0.4%	0.7%	3.54
I would recommend my major.	447	64.0%	31.3%	2.5%	0.9%	1.3%	3.56
I would recommend UNI.	446	64.6%	33.6%	0.7%	0.4%	0.7%	3.61
Because of UNI, I intend to volunteer.	446	38.6%	36.3%	13.2%	3.4%	8.5%	2.93

University of Northern Iowa [2015-2016]
Graduating Senior Survey

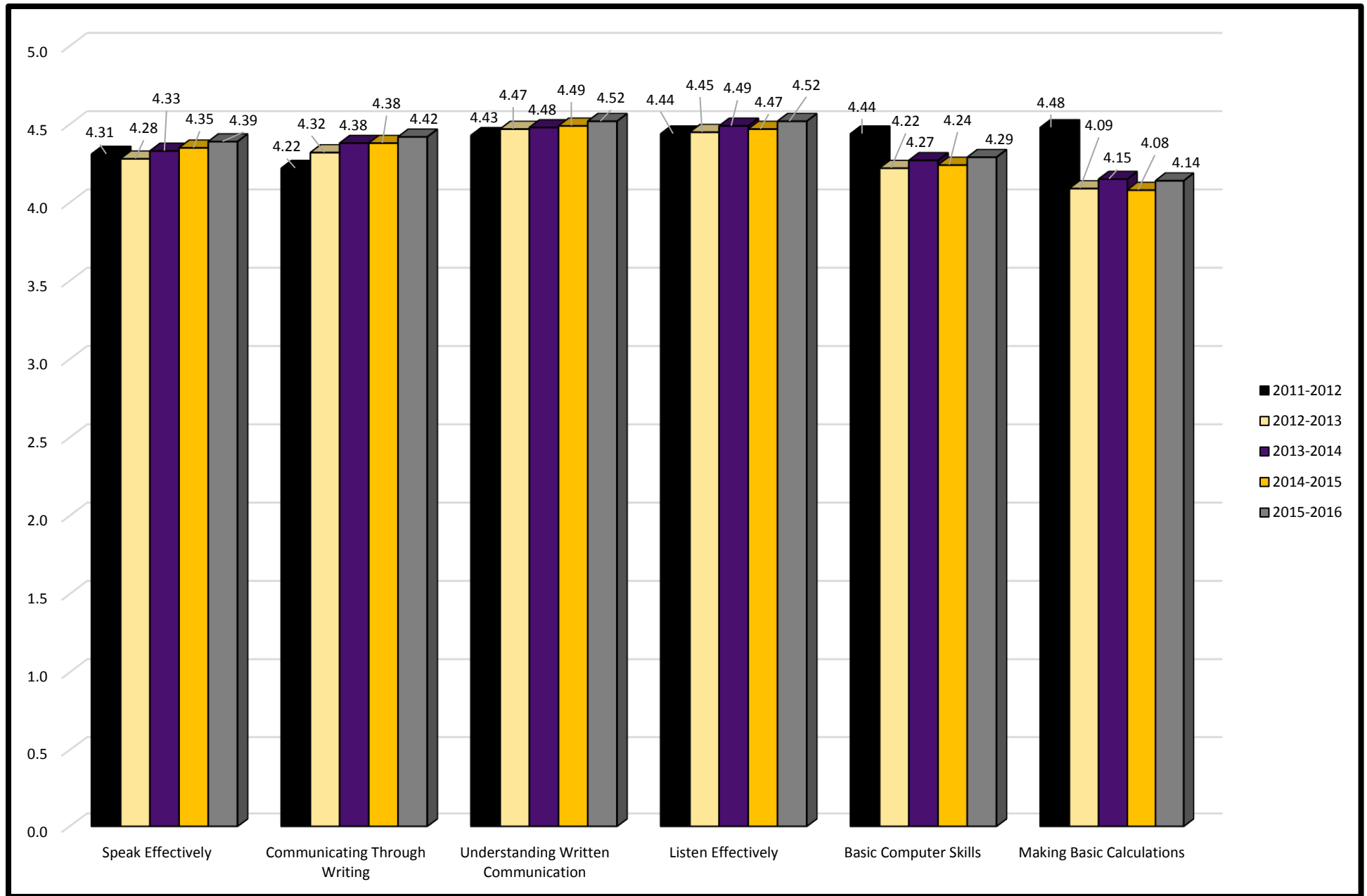
College of Social & Behavioral Sciences

Table 5: Academic & Social Environment

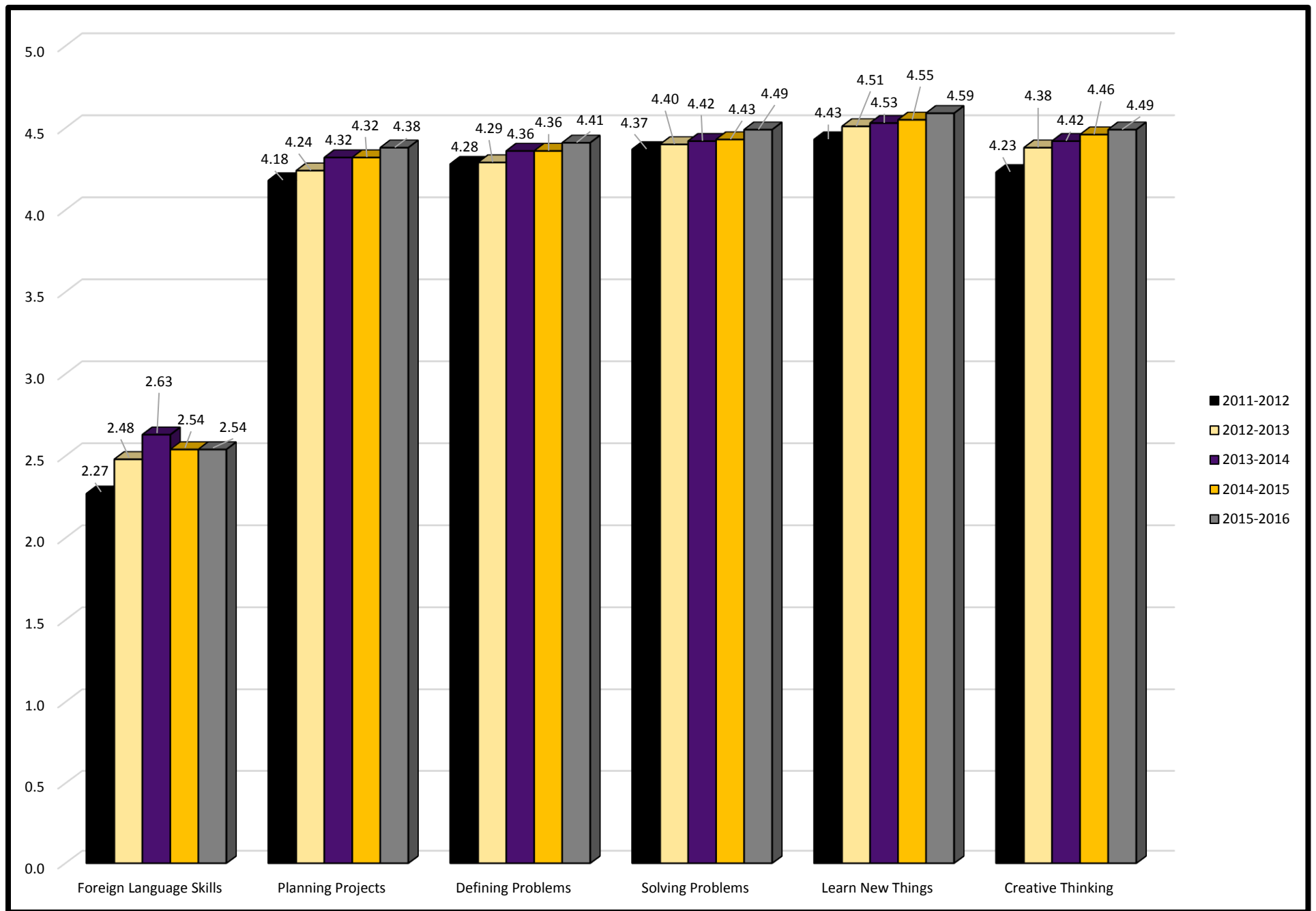
"Please indicate the extent to which you agree or disagree with the following statements."	N	Strongly Agree	Agree	Disagree	Strongly Disagree	Not Sure	Mean
Most courses were intellectually demanding.	292	38.0%	57.2%	3.1%	0.7%	1.0%	3.30
Most instructors were intellectually stimulating.	292	51.0%	45.5%	2.4%	0.3%	0.7%	3.46
Courses integrated subject matter from other areas.	290	41.0%	52.1%	5.2%	0.3%	1.4%	3.31
My learning experience was cumulative across courses.	293	52.9%	45.1%	1.4%	0.3%	0.3%	3.50
My academic experience made me a lifelong learner.	292	52.1%	43.2%	3.4%	0.0%	1.4%	3.45
My student peers valued high academic achievement.	292	43.5%	52.1%	3.4%	0.0%	1.0%	3.37
Overall quality of teaching at UNI is excellent.	290	51.0%	46.6%	1.7%	0.3%	0.3%	3.48
Courses in my major were readily available when needed.	290	48.3%	46.6%	5.2%	0.0%	0.0%	3.43
Overall quality of the LAC classes is excellent.	290	33.8%	48.3%	9.7%	1.4%	6.9%	3.01
The purpose of the LAC was clear.	290	36.9%	42.4%	13.1%	1.4%	6.2%	3.02
The LAC courses were intellectually demanding.	289	32.2%	49.8%	10.7%	1.4%	5.9%	3.01
Teaching quality of the LAC is excellent.	290	34.8%	52.4%	4.8%	1.0%	6.9%	3.07
LAC was an important part of my education.	289	33.2%	46.0%	10.7%	3.5%	6.6%	2.96
Faculty had commitment to student learning.	290	56.2%	42.1%	1.7%	0.0%	0.0%	3.54
Faculty showed an active interest in my goals.	290	63.8%	34.8%	1.4%	0.0%	0.0%	3.62
I developed relationships with other students.	291	56.0%	39.5%	4.1%	0.3%	0.0%	3.51
I engaged in social activities off campus.	291	51.2%	37.8%	8.9%	1.7%	0.3%	3.38
I participated in university activities on campus.	290	38.6%	41.0%	15.5%	3.8%	1.0%	3.12
Alcohol abuse is a major problem at UNI.	291	19.9%	27.8%	38.5%	6.5%	7.2%	2.47
Students are tolerant of people who are different.	291	36.1%	55.7%	6.2%	1.0%	1.0%	3.25
Sexual harassment is a problem at UNI.	290	23.1%	29.3%	32.1%	6.2%	9.3%	2.51
UNI community encourages examination of diverse ideas.	291	38.3%	52.4%	5.9%	0.3%	3.1%	3.22
UNI gives a high quality education.	291	58.4%	39.5%	0.7%	0.0%	1.4%	3.54
I would recommend my major.	291	64.6%	32.0%	3.1%	0.0%	0.3%	3.60
I would recommend UNI.	290	67.9%	30.0%	0.7%	0.7%	0.7%	3.64
Because of UNI, I intend to volunteer.	290	41.0%	38.6%	11.0%	1.7%	7.6%	3.04

COMPARISON ACROSS ACADEMIC YEARS

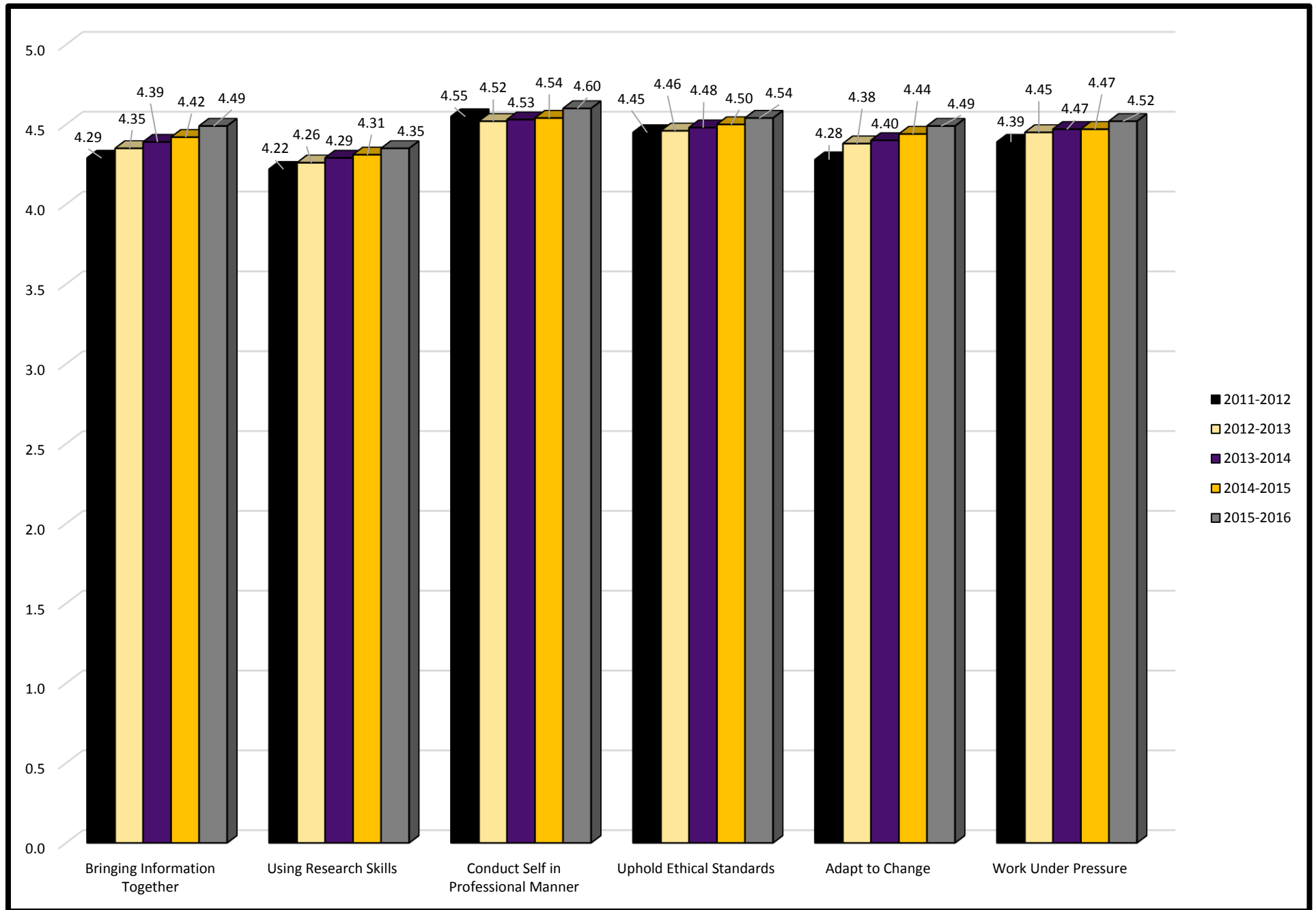
University of Northern Iowa [2015-2016] Graduating Senior Survey



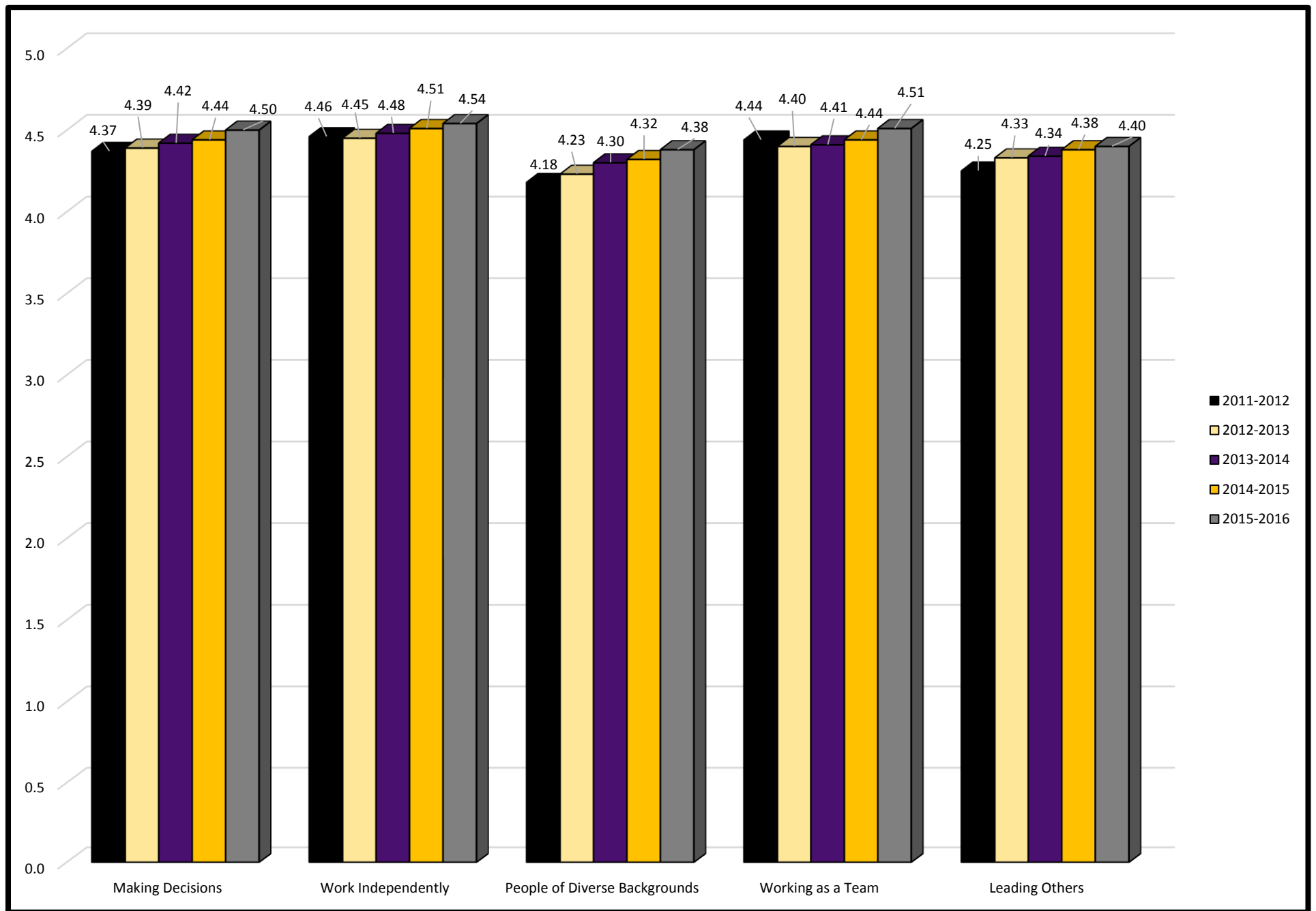
University of Northern Iowa [2015-2016] Graduating Senior Survey



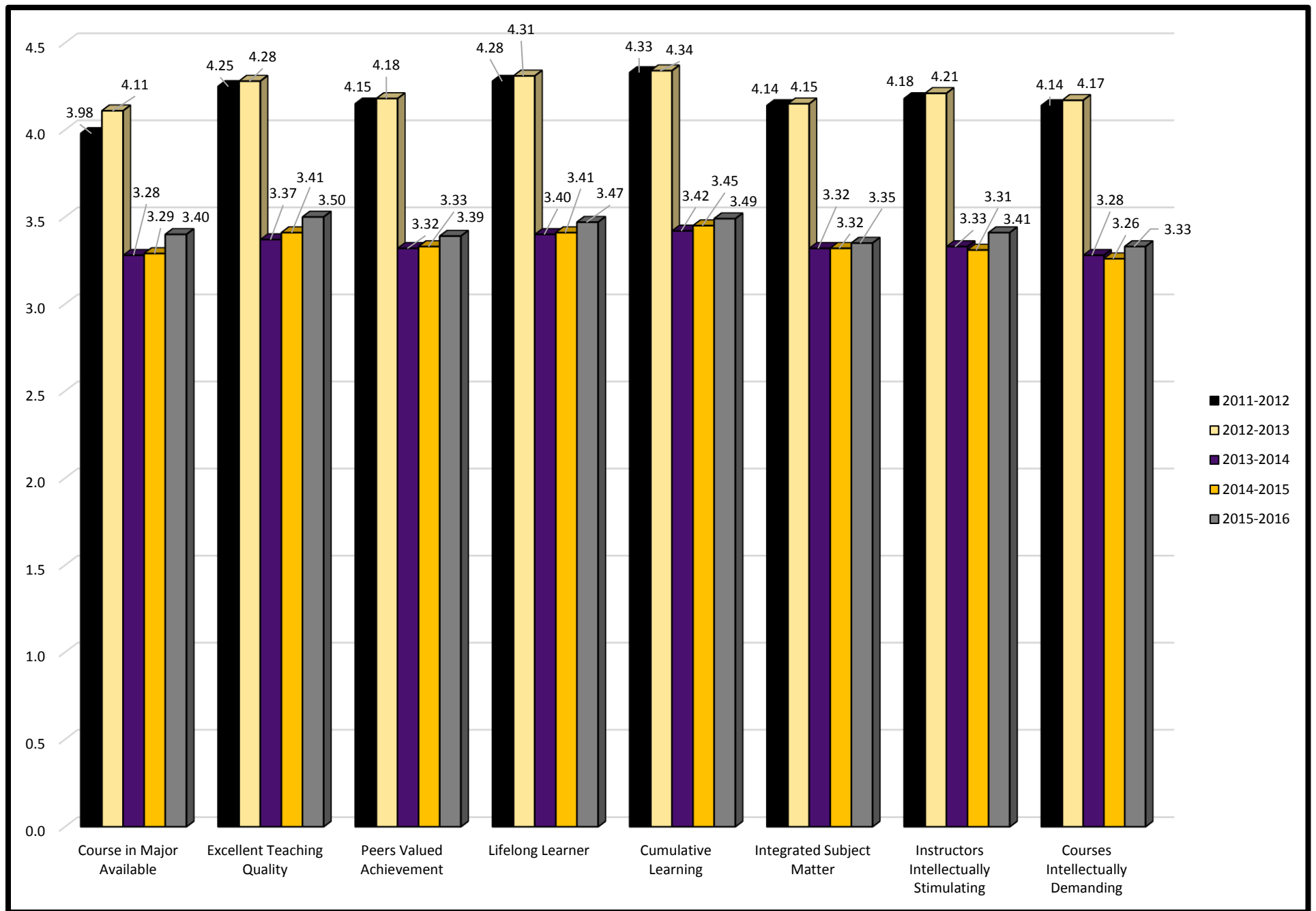
University of Northern Iowa [2015-2016] Graduating Senior Survey



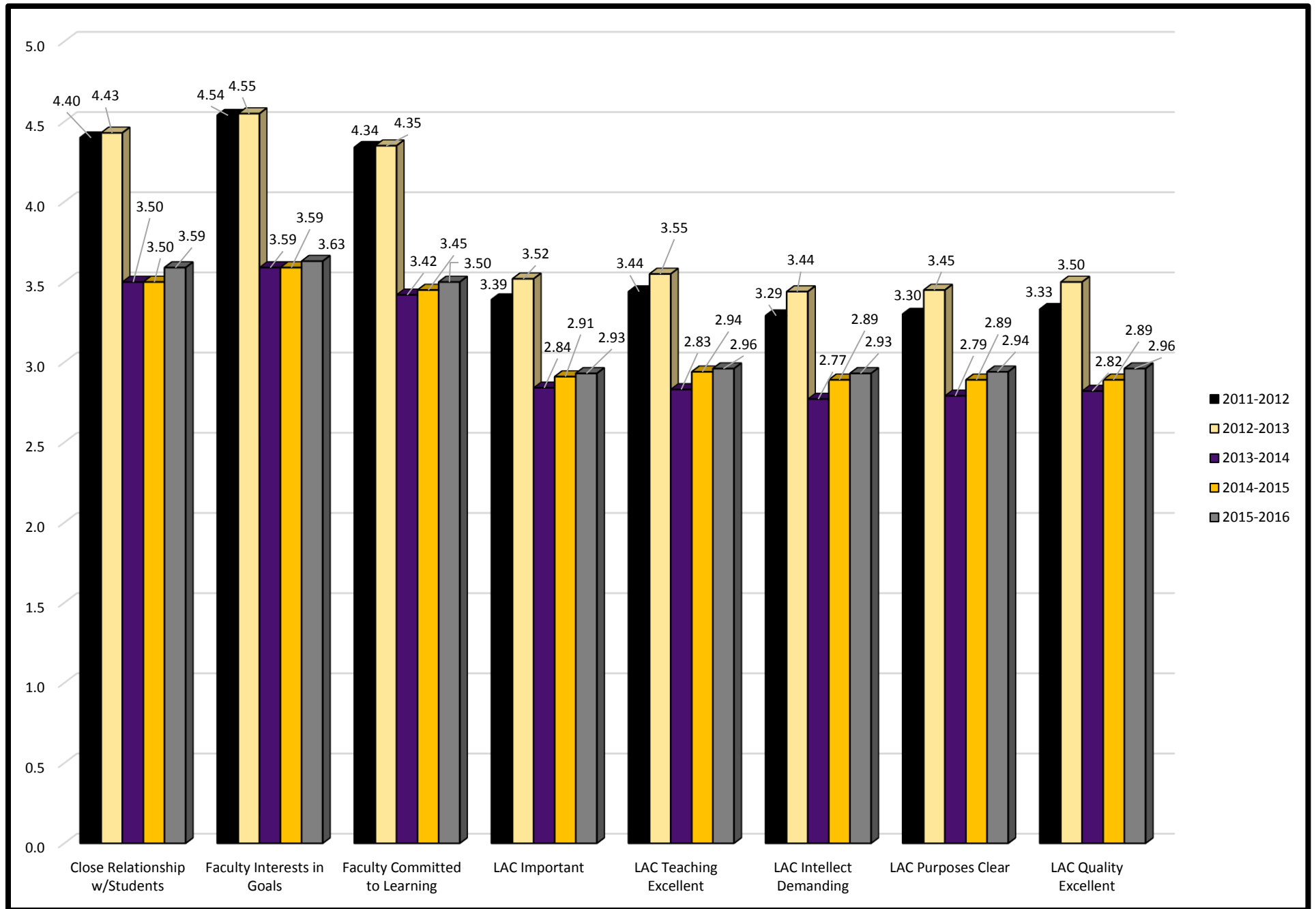
University of Northern Iowa [2015-2016]
Graduating Senior Survey



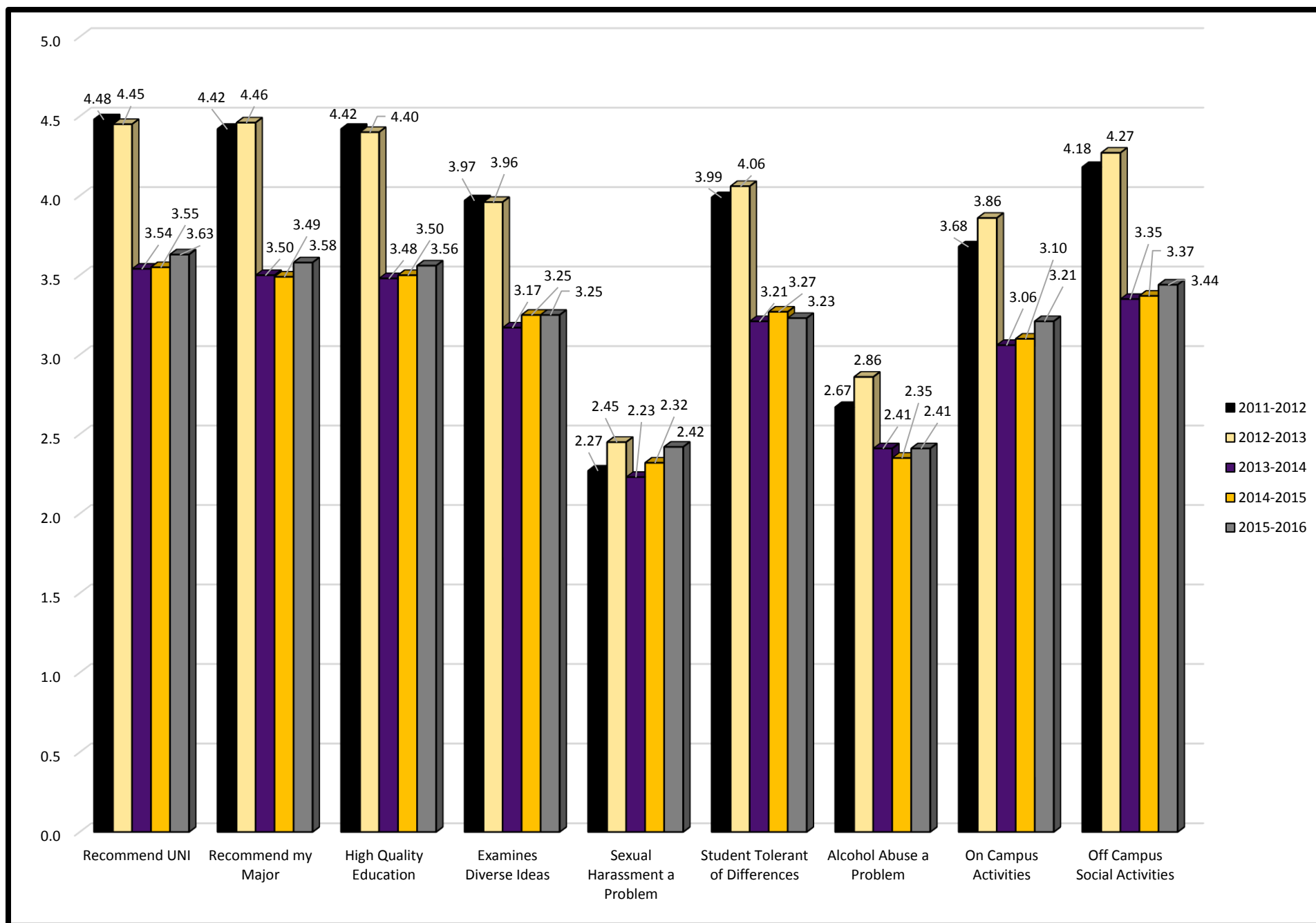
University of Northern Iowa [2015-2016] Graduating Senior Survey



University of Northern Iowa [2015-2016] Graduating Senior Survey



University of Northern Iowa [2015-2016] Graduating Senior Survey



University of Northern Iowa [2015-2016]
Graduating Senior Survey

References

Office of University Relations – University of Northern Iowa. (2016). *Celebrating our graduating panthers*. Retrieved from <https://www.uni.edu/resources/features/celebrating-our-graduating-panthers-1>

APPENDIX A

CONGRATULATIONS on your graduation! Your responses to this survey will be used for program improvement and will not be linked in any way to your records. Individual responses to this survey will be confidential. Survey findings will be reported in aggregate only. Please complete all six sections.

Please fill in the response circle completely. Use only black or blue ink or dark pencil to complete the survey.

Section 1: Background Information

Student ID Number					
①	①	①	①	①	①
②	②	②	②	②	②
③	③	③	③	③	③
④	④	④	④	④	④
⑤	⑤	⑤	⑤	⑤	⑤
⑥	⑥	⑥	⑥	⑥	⑥
⑦	⑦	⑦	⑦	⑦	⑦
⑧	⑧	⑧	⑧	⑧	⑧
⑨	⑨	⑨	⑨	⑨	⑨

Section 2: Plans Following Graduation

What is MOST LIKELY to be your PRINCIPAL activity upon graduation?	
①	Employment, full-time paid
②	Employment, part-time paid
③	Graduate or professional school, full-time
④	Graduate or professional school, part-time
⑤	Additional undergraduate coursework
⑥	Military service
⑦	Volunteer activity (e.g., Peace Corps)
⑧	Starting or raising a family
⑨	Other, please specify:

If employed, please provide the following details: (individual responses will be kept confidential)

Job Title	
Name of Employing Organization	
City	
State	
Annual Salary (\$)	
Start Date	
Is this job in the state of Iowa?	If not, would you return to Iowa in the future if given the chance?
① Yes ② No	① Yes ② No

Section 3: Plans for Further Education

What are your continuing education plans?	
①	Accepted to a graduate/professional program
②	Currently applying to programs, not yet accepted
③	Accepted to another undergraduate program
④	None
Will you be attending:	
①	Full-time
②	Part-time

Further Education Plans (continued)

If pursuing further education, please provide the following details:	
Institution Name	
City	
State	
Area of study	
Intended Degree	
Start Date	

Section 4: Faculty and Staff Recognition

Please list the name(s) of any faculty or staff who have had a positive influence on your development as a student at UNI.	
	Faculty/Staff Name
Please list the name(s) of any high school teacher or counselor who made a difference in your coming to and/or succeeding at UNI.	
	Teacher(s) / Counselor(s)
	Name of High School

Section 5: Educational Experiences and Skills

Think about your future/career goals. Using the scale on the left, please rate how well UNI has prepared you for....	Poor	Fair	Average	Good	Excellent	Can't Evaluate
Speaking effectively	①	②	③	④	⑤	⑥
Communicating through writing	①	②	③	④	⑤	⑥
Understanding written communication	①	②	③	④	⑤	⑥
Listening effectively	①	②	③	④	⑤	⑥
Using basic computer skills (word processing, spreadsheets, etc.)	①	②	③	④	⑤	⑥
Making basic calculations and computations	①	②	③	④	⑤	⑥
Using foreign language skills	①	②	③	④	⑤	⑥
Planning projects	①	②	③	④	⑤	⑥
Defining problems	①	②	③	④	⑤	⑥
Solving problems	①	②	③	④	⑤	⑥
Learning new things	①	②	③	④	⑤	⑥
Thinking creatively	①	②	③	④	⑤	⑥
Bringing information/ideas together from different areas	①	②	③	④	⑤	⑥
Using research skills	①	②	③	④	⑤	⑥
Conducting yourself in a professional manner	①	②	③	④	⑤	⑥
Upholding ethical standards	①	②	③	④	⑤	⑥
Adapting to change	①	②	③	④	⑤	⑥
Working under pressure	①	②	③	④	⑤	⑥
Making decisions	①	②	③	④	⑤	⑥
Working independently	①	②	③	④	⑤	⑥
Working with people of diverse backgrounds	①	②	③	④	⑤	⑥
Working as a team	①	②	③	④	⑤	⑥
Leading others	①	②	③	④	⑤	⑥
Identifying opportunities for volunteering and community service	①	②	③	④	⑤	⑥

Section 6: Academic and Social Environment

Please indicate the extent to which you agree or disagree with the following statements.	Strongly Disagree	Disagree	Agree	Strongly Agree	Not Sure
Most of the courses I took at UNI were intellectually demanding.	①	②	③	④	⑤
Most of my instructors were intellectually stimulating.	①	②	③	④	⑤
Most of my courses required integration of subject matter from several academic areas.	①	②	③	④	⑤

Please indicate the extent to which you agree or disagree with the following statements.	Strongly Disagree	Disagree	Agree	Strongly Agree	Not Sure
My learning experience was cumulative over a series of courses.	①	②	③	④	⑤
My academic experience at UNI made me want to be a lifelong learner.	①	②	③	④	⑤
Most of my student peers valued high academic achievement.	①	②	③	④	⑤
The overall quality of teaching at UNI is excellent.	①	②	③	④	⑤
Most of the courses in my major were readily available when I wanted to take them.	①	②	③	④	⑤
The overall quality of most Liberal Arts Core (LAC) classes is excellent.	①	②	③	④	⑤
The purposes of most LAC courses are very clear.	①	②	③	④	⑤
Most of the LAC courses I took at UNI were intellectually demanding.	①	②	③	④	⑤
The overall quality of teaching in the LAC at UNI is excellent.	①	②	③	④	⑤
I believe the LAC has been an important part of my education.	①	②	③	④	⑤
The faculty I had contact with were committed to advancing student learning.	①	②	③	④	⑤
At least one faculty member showed an active interest in my educational/career goals.	①	②	③	④	⑤
I developed close relationships with other students.	①	②	③	④	⑤
I often engaged in social activities with other students off campus.	①	②	③	④	⑤
I often participated in University or student sponsored activities on campus.	①	②	③	④	⑤
Alcohol abuse is a major problem among students at UNI.	①	②	③	④	⑤
Most UNI students are tolerant of people whose lifestyles are different from their own.	①	②	③	④	⑤
Sexual harassment is a problem at UNI.	①	②	③	④	⑤
The UNI community encourages the examination of diverse and controversial ideas.	①	②	③	④	⑤
I believe I have received a high quality education from UNI.	①	②	③	④	⑤
I would recommend my major to a prospective student.	①	②	③	④	⑤
I would recommend UNI to a prospective student.	①	②	③	④	⑤
Because of my experiences at UNI, I intend to be involved in volunteer service after graduation.	①	②	③	④	⑤