




University of Northern Iowa Graduating Senior Survey

2017-2018 Academic Year

Bailey Holm
Graduate Research Assistant
Office of Institutional Research & Effectiveness



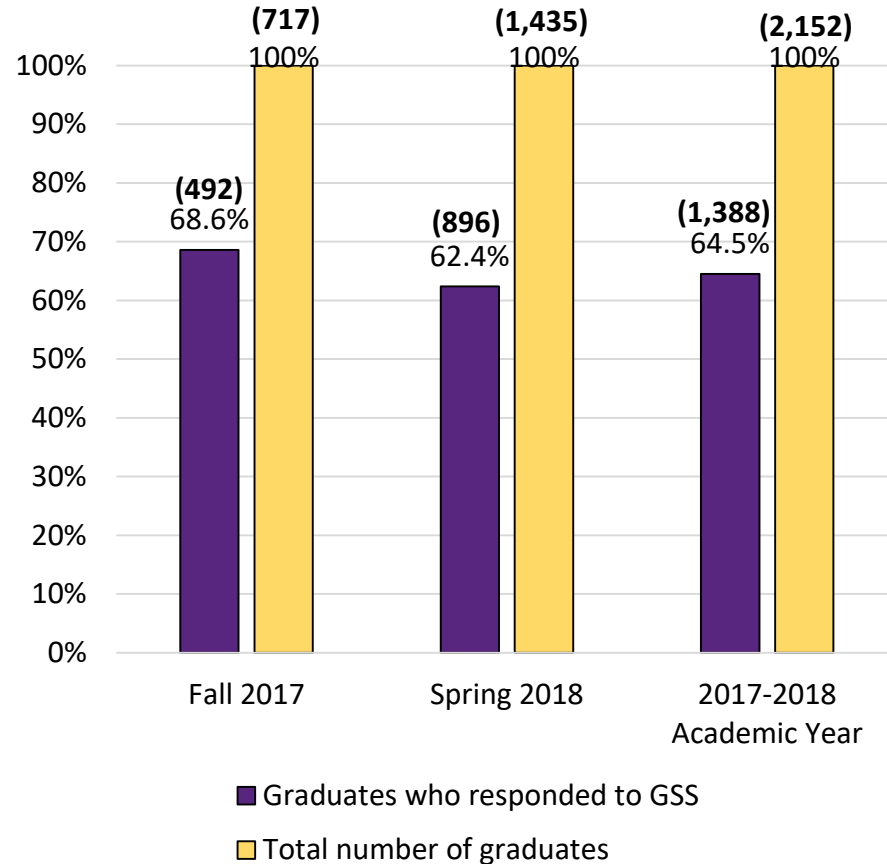
Photos from Fall 2017 Commencement provided by UNI University Relations

Table of Contents

Methodology & Survey Highlights.....	1
Percentage of Respondents by College.....	2
Demographic Information.....	3
Post-Graduation Plans.....	7
Educational Experiences & Skills.....	12
Academic & Social Environment.....	19
Comparison Across Years.....	27
Survey Form.....	37

Methodology

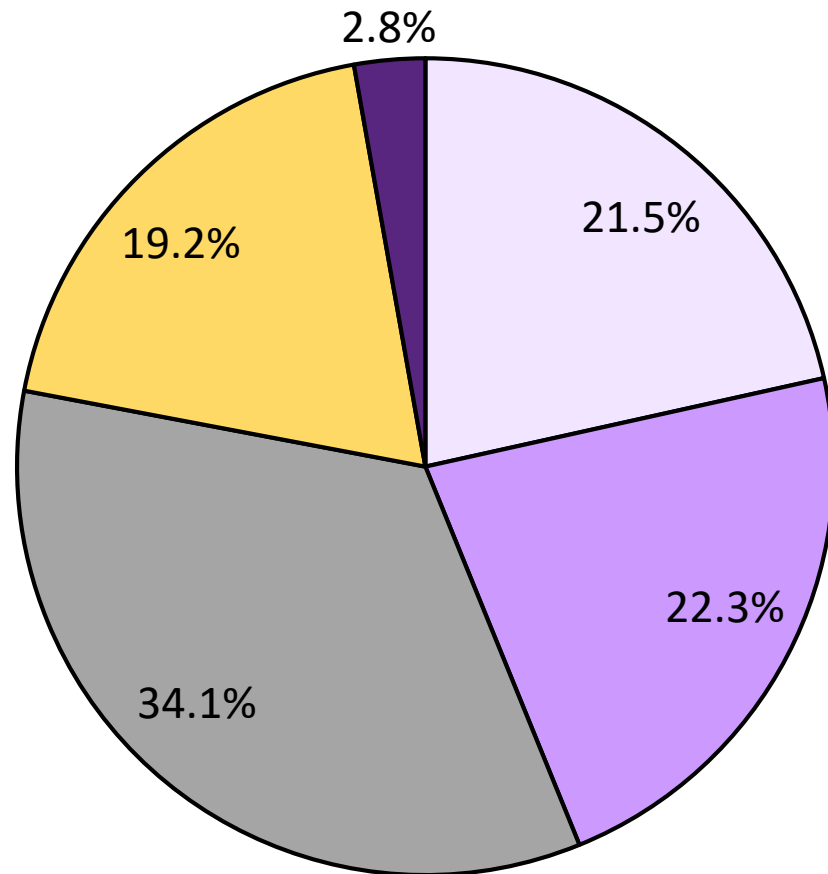
- The Graduating Senior Survey (GSS), an online survey powered by Qualtrics, was emailed to a total of 4,239 students who were in the range to graduate based on their number of credit hours. 2,200 undergraduate students were sent the survey via e-mail in Fall 2017, and 2,039 were sent in Spring 2018. A total of 1,622 students completed the online survey (**Overall response rate: 38.26%**).
- 1,388 respondents from this survey graduated within the 2017-2018 academic year, and out of those students, 1,399 degrees were awarded (11 students were awarded more than one degree). *Data from the 234 respondents who did not graduate within the 2017-2018 academic year are not included in this report.*



Survey Highlights

- 93% of students responded that after graduation they would most likely be employed full-time or part-time, or continuing their education.
- On average, students rated the educational experiences and skills they received at UNI as good or excellent. Students felt that UNI most prepared them to conduct themselves in a professional manner, learn new things, and uphold ethical standards.
- 80.9% of students indicated they would recommend UNI to a prospective student.
- 80.2% of students reported that at least one faculty member showed an active interest in their educational and career goals.

Percentage of Respondents by College



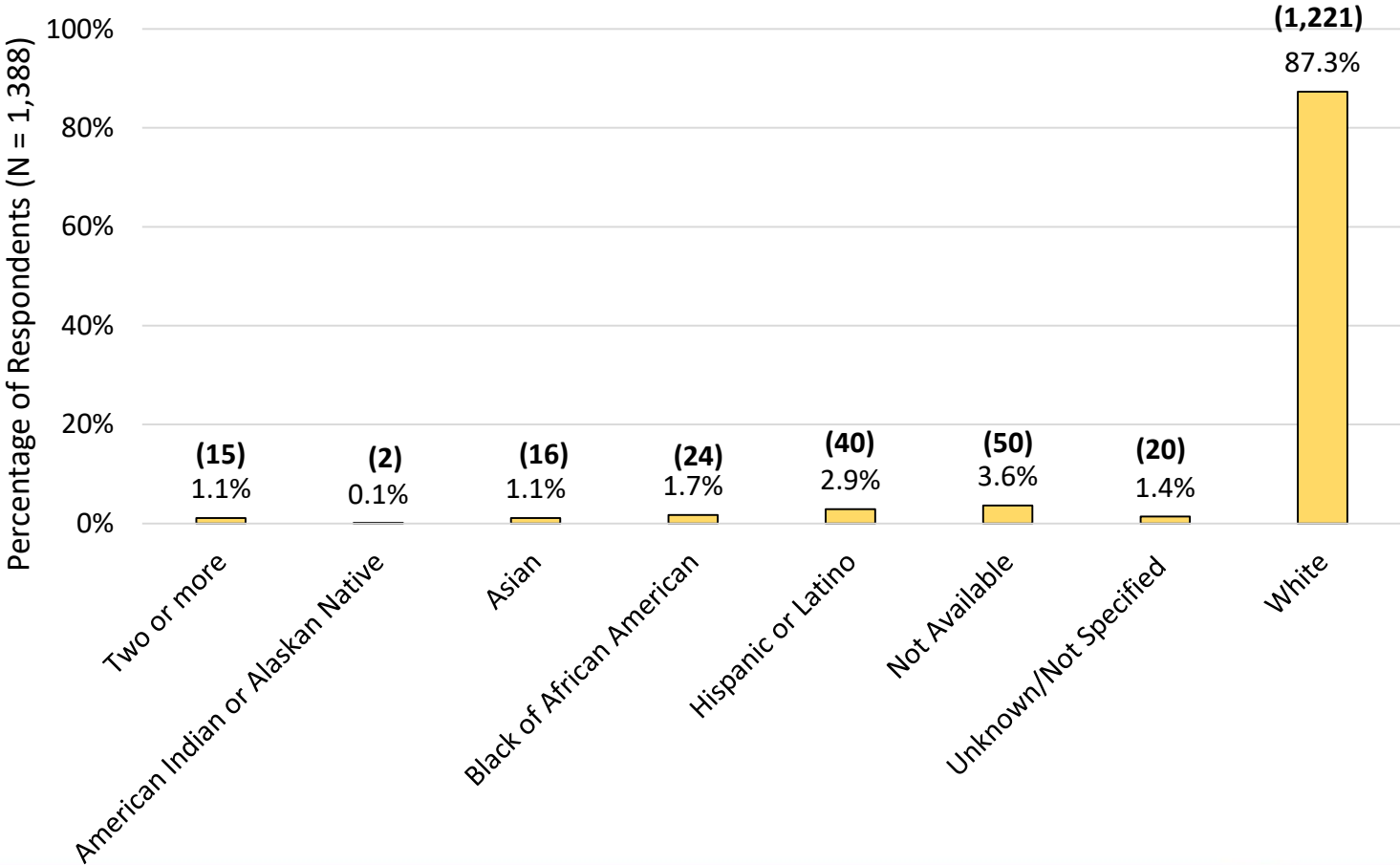
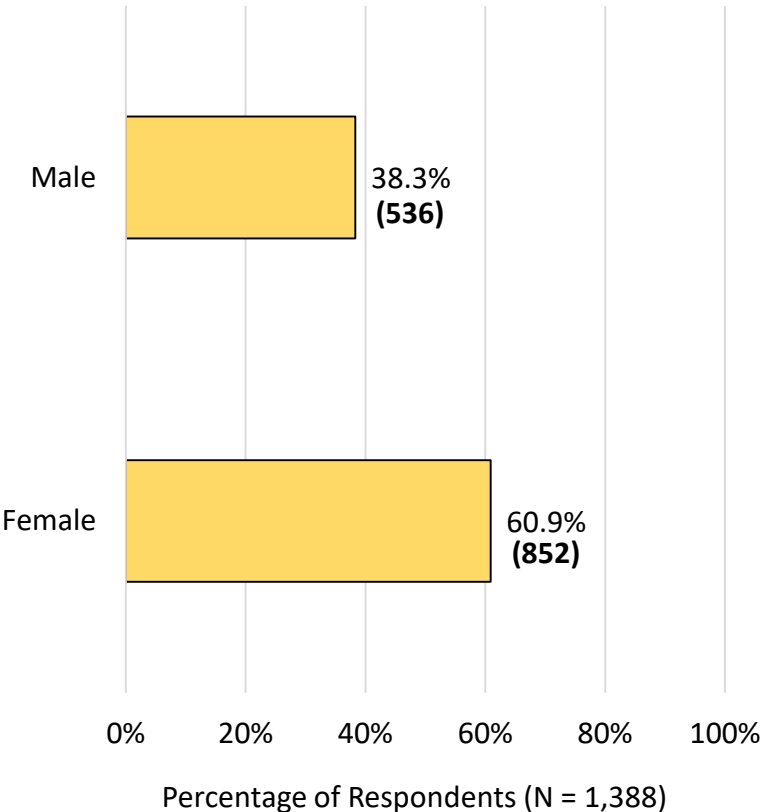
- College of Business Administration (CBA); N=299
- College of Education (COE); N=310
- College of Humanities, Arts and Sciences (CHAS); N=473
- College of Social and Behavioral Sciences (CSBS); N=267
- Interdisciplinary (INTDS); N=39



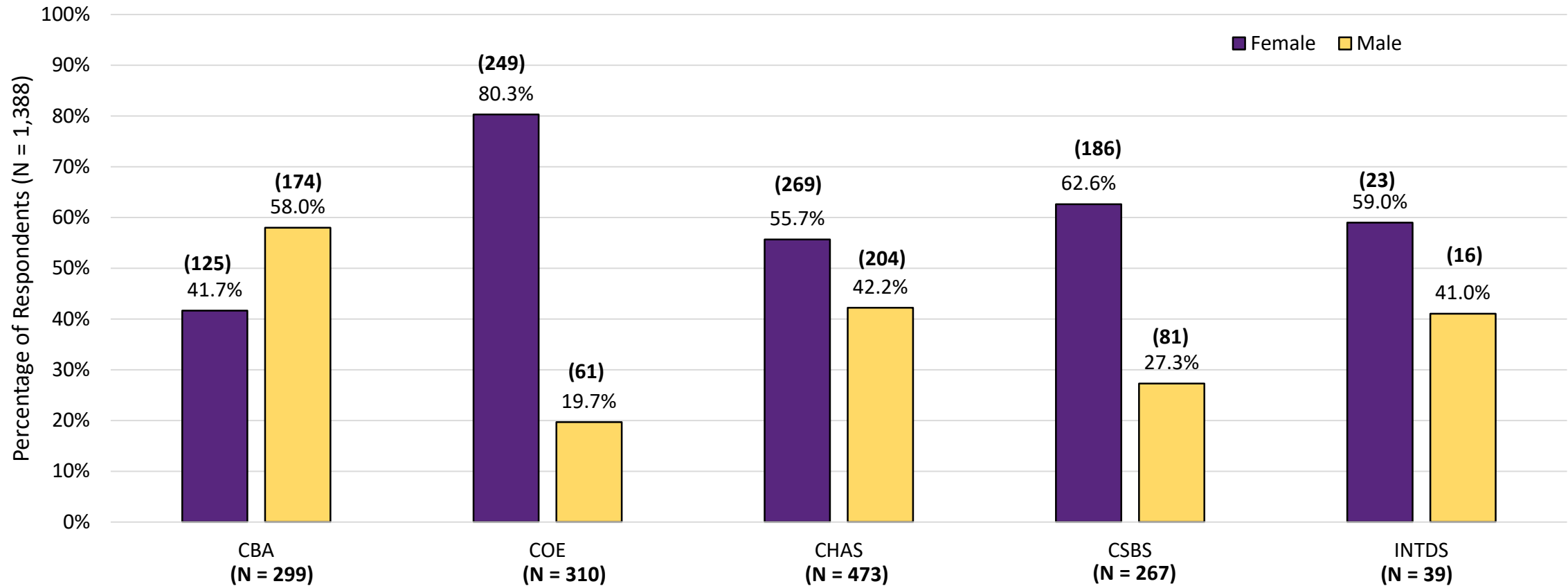
Photo provided by UNI University Relations

Respondent Demographic Information

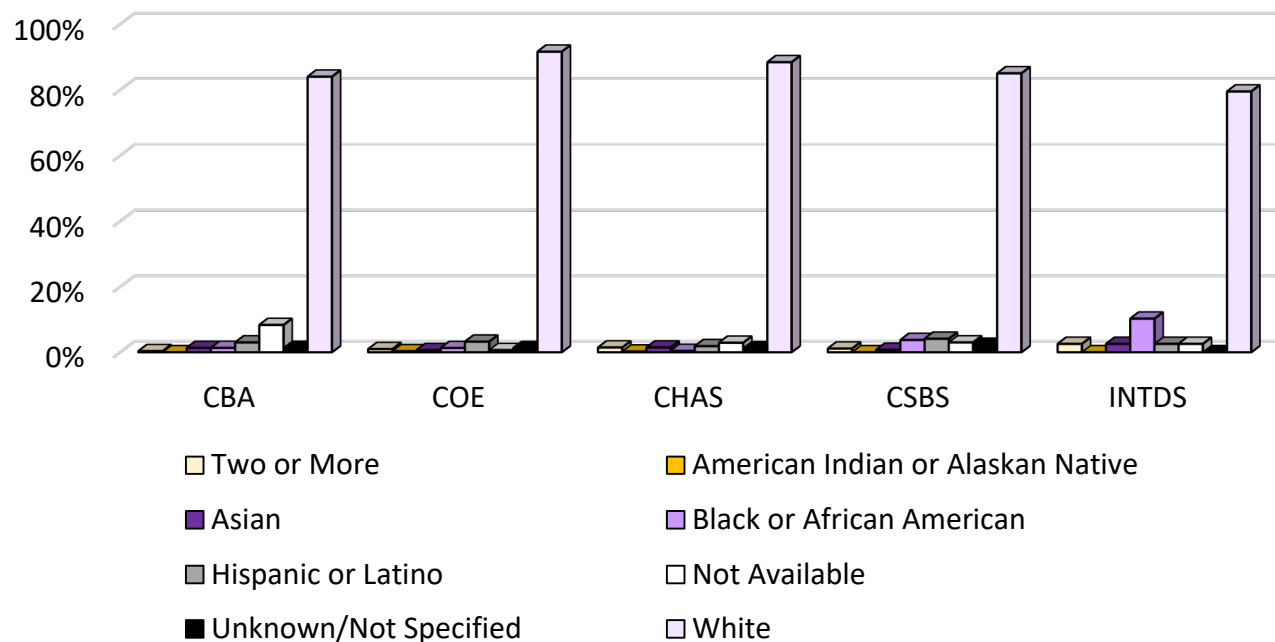
Gender and Race/Ethnicity of Respondents



Gender by College



Overall Race/Ethnicity by College



College (N)	Two or More % (n)	American Indian or Alaskan Native % (n)	Asian % (n)	Black or African American % (n)	Hispanic or Latino % (n)	Not Available % (n)	Unknown/Not Specified % (n)	White % (n)
CBA (299)	0.3% (1)	0.0% (0)	1.3% (4)	1.3% (4)	3.0% (9)	8.3% (25)	1.3% (4)	84.0% (252)
COE (310)	1.0% (3)	0.3% (1)	0.7% (2)	1.3% (4)	3.2% (10)	0.7% (2)	1.3% (4)	91.6% (284)
CHAS (473)	1.5% (7)	0.2% (1)	1.5% (7)	0.4% (2)	1.9% (9)	2.9% (14)	1.2% (6)	88.4% (427)
CSBS (267)	1.1% (3)	0.0% (0)	0.8% (2)	3.8% (10)	4.1% (11)	3.0% (8)	2.3% (6)	85.0% (227)
INTDS (39)	2.6% (1)	0.0% (0)	2.6% (1)	10.3% (4)	2.6% (1)	2.6% (1)	0.0% (0)	79.9% (31)

Non-White Race/Ethnicity by College

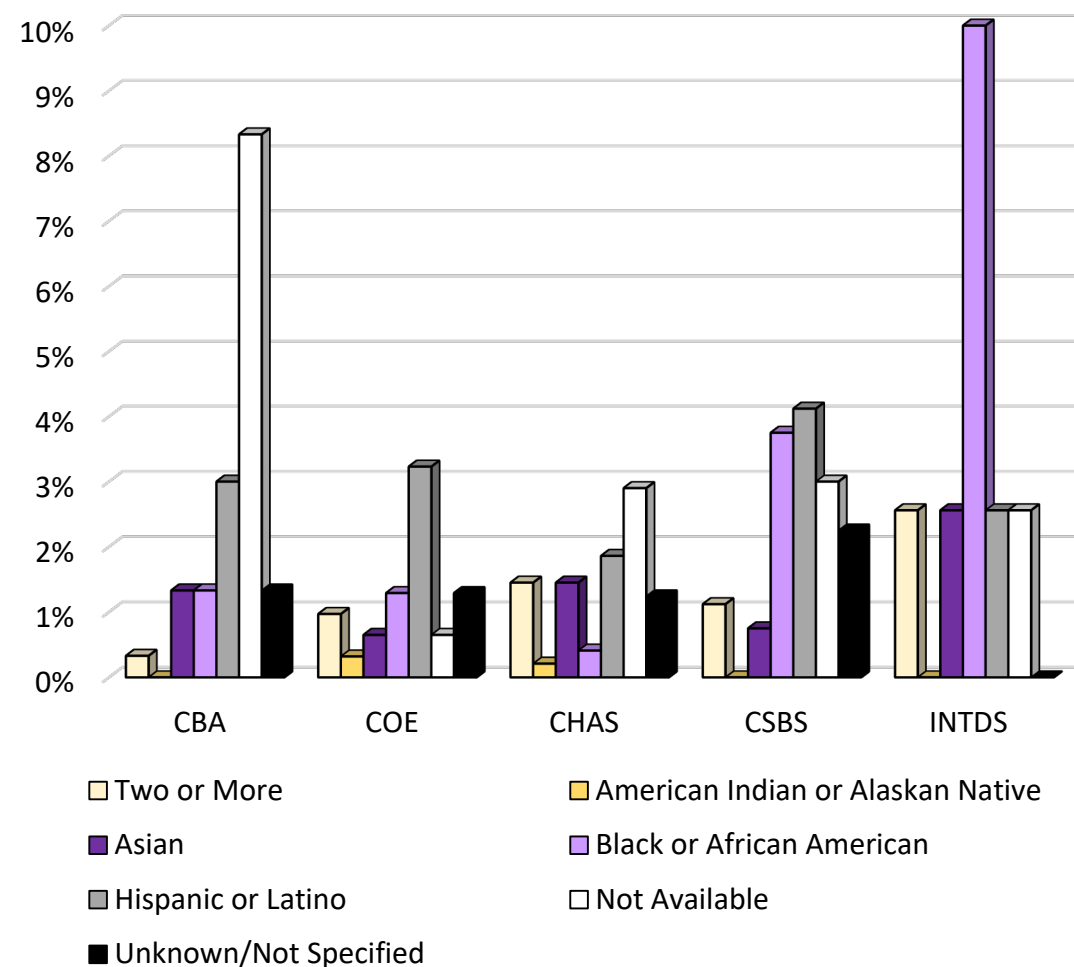


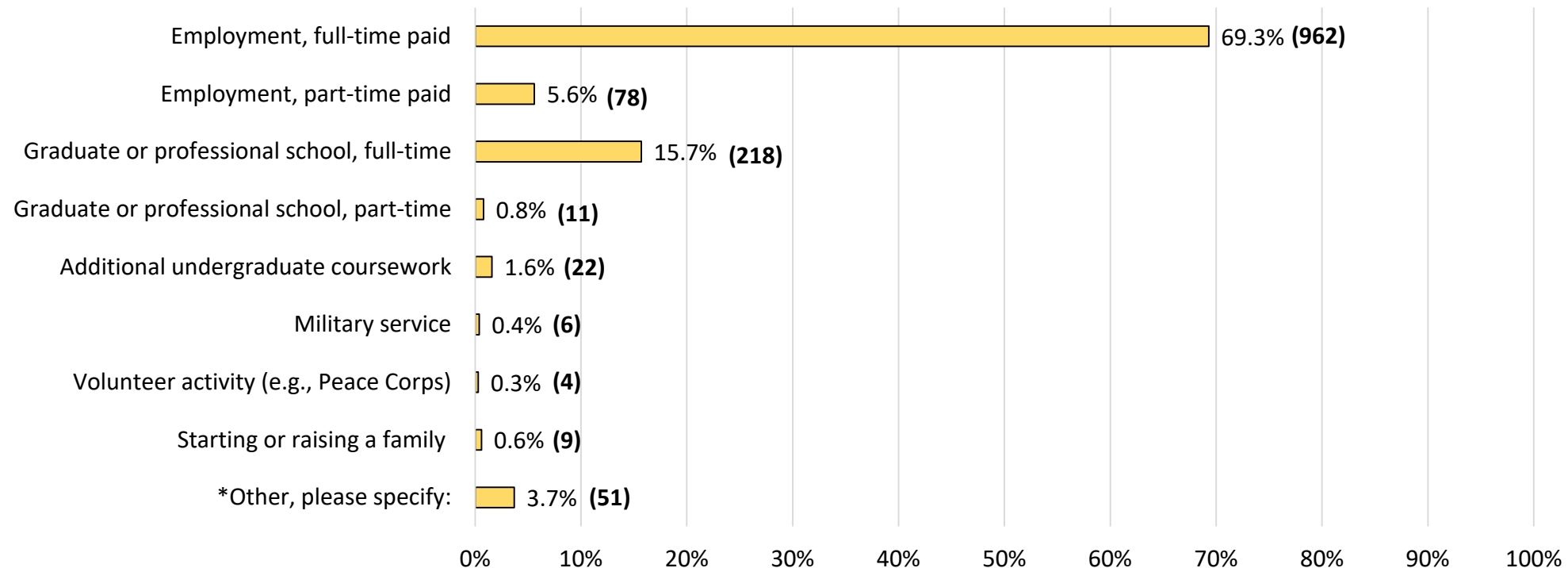


Photo provided by UNI University Relations

Post-Graduation Plans

Principal Activity After Graduation

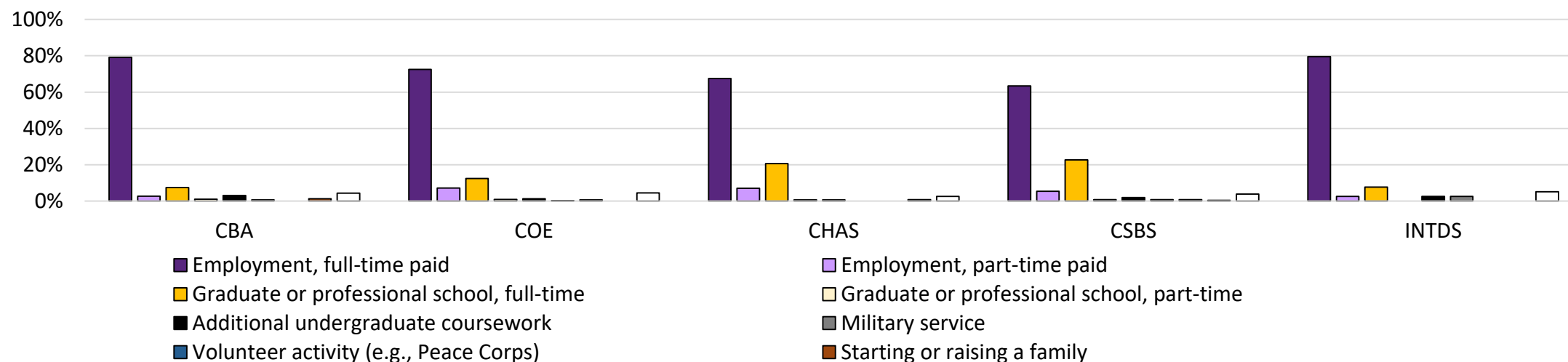
1,361 out of 1,388 (98.1%) students responded to the following question: "What is MOST LIKELY to be your PRINCIPAL activity upon graduation from UNI?"



*'Other' answers: looking for job, internship, CPA courses, traveling, technical college

Principal Activity by College

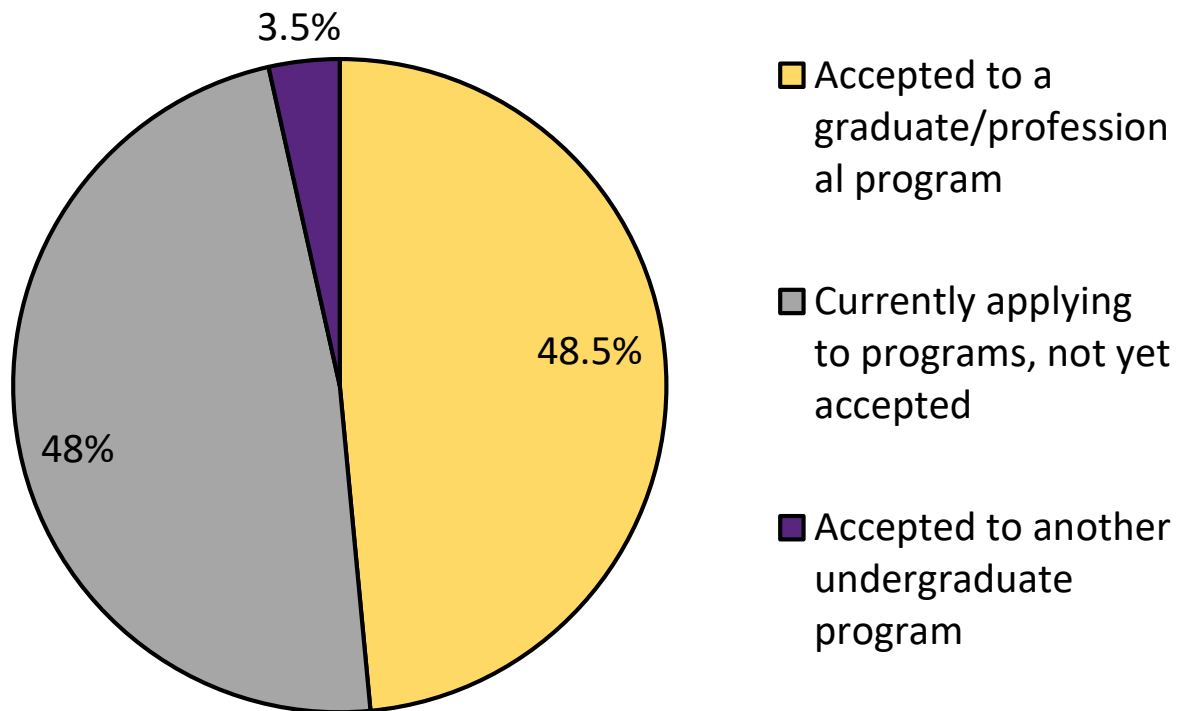
1,361 out of 1,388 (98.1%) students responded to the following question: “What is MOST LIKELY to be your PRINCIPAL activity upon graduation from UNI?”



College (N)	Employment, FT paid % (n)	Employment, PT paid % (n)	Graduate school FT % (n)	Graduate school PT % (n)	Additional undergrad % (n)	Military service % (n)	Volunteer activity % (n)	Start/raise family % (n)	Other % (n)
CBA (293)	79.2% (232)	2.7% (8)	7.5% (22)	1.0% (3)	3.1% (9)	0.7% (2)	0.0% (0)	1.4% (4)	4.4% (13)
COE (305)	72.5% (221)	7.2% (22)	12.5% (38)	1.0% (3)	1.3% (4)	0.3% (1)	0.7% (2)	0.0% (0)	4.6% (14)
CHAS (464)	67.5% (313)	7.1% (33)	20.7% (96)	0.7% (3)	0.7% (3)	0.0% (0)	0.0% (0)	0.9% (4)	2.6% (12)
CSBS (260)	63.5% (165)	5.4% (14)	22.7% (59)	0.8% (2)	1.9% (5)	0.8% (2)	0.8% (2)	0.4% (1)	3.9% (10)
INTDS (39)	79.5% (31)	2.6% (1)	7.7% (3)	0.0% (0)	2.6% (1)	2.6% (1)	0.0% (0)	0.0% (0)	5.1% (2)

Continuing Education Plans

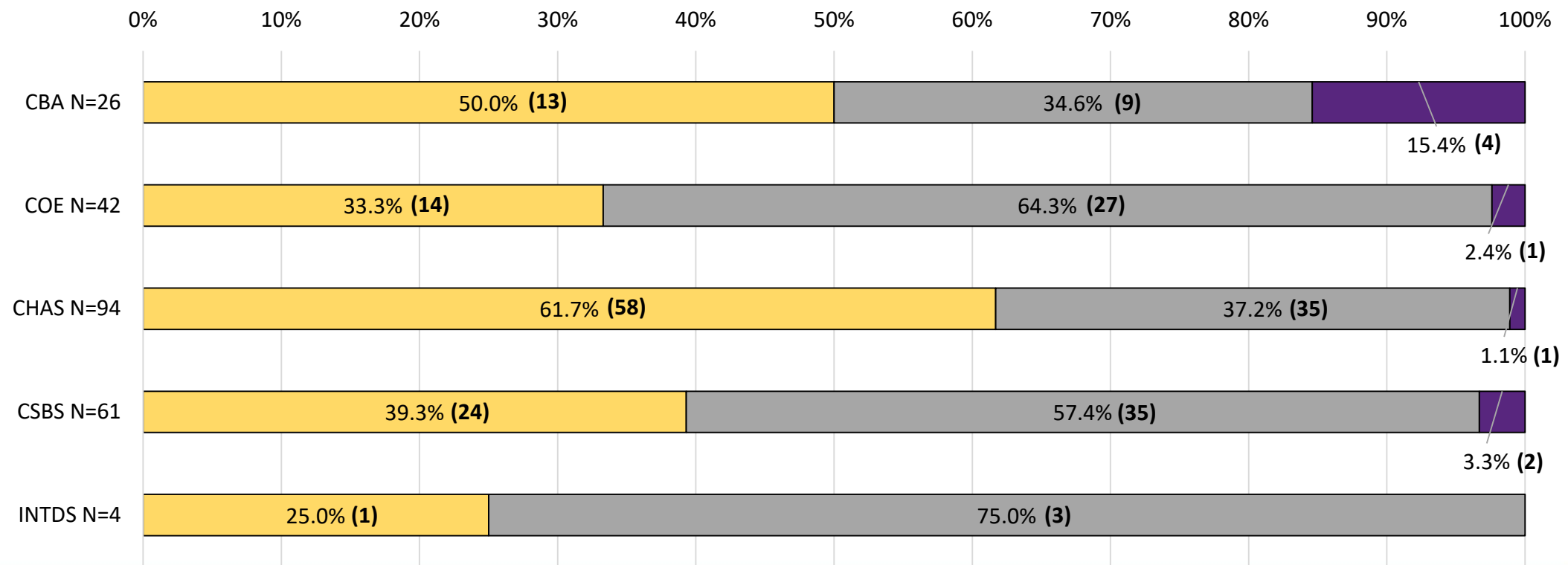
227 out of 1,388 (16.4%) students responded to the following question: "What are your continuing education plans?"



- 110 students responded that they were accepted to a graduate or professional program; 53 of these students said they will attend UNI.
- 109 students responded that they were currently applying to programs, but had not yet been accepted.
- 8 students responded that they were accepted to another undergraduate program.

Continuing Education Plans by College

227 out of 1,388 (1%) students responded to the following question: "What are your continuing education plans?"



■ Accepted to a graduate/professional program
 ■ Currently applying to programs, not yet accepted
 ■ Accepted to another undergraduate program



Photo provided by University Relations

Educational Experiences & Skills

Table 1: Educational Experiences & Skills Overall

"Think about your future/career goals. Please rate how well UNI has prepared you to..."	N	Poor	Fair	Average	Good	Excellent	Can't Evaluate	Mean Score*
Speak effectively	1288	0.8%	1.3%	9.9%	39.2%	40.0%	0.9%	4.28
Communicate through writing	1282	0.5%	2.0%	11.9%	39.3%	37.5%	0.5%	4.22
Communicate using charts, graphs, posters, etc.	1284	1.6%	4.2%	17.9%	38.6%	27.0%	2.4%	3.95
Use current computer technologies	1284	0.9%	3.2%	16.7%	37.3%	32.5%	1.2%	4.07
Make basic calculations and computations	1283	1.0%	3.2%	16.4%	37.0%	31.5%	2.6%	4.06
Plan projects	1279	0.4%	1.6%	9.6%	35.3%	43.9%	0.6%	4.33
Define and solve problems	1286	0.5%	1.1%	7.4%	39.0%	43.5%	0.4%	4.35
Learn new things	1285	0.3%	0.9%	5.2%	29.3%	55.5%	0.6%	4.52
Think creatively	1286	0.4%	1.6%	9.6%	32.4%	47.5%	0.5%	4.37
Bring information/ideas together from different areas	1285	0.2%	1.1%	8.1%	33.6%	48.2%	0.6%	4.41
Analyze and integrate information from a variety of sources	1284	0.2%	1.2%	8.8%	36.0%	44.8%	0.8%	4.36
Evaluate the credibility of relevant information and ideas	1284	0.4%	1.1%	10.9%	37.3%	41.2%	0.7%	4.29
Conduct yourself in a professional manner	1287	0.2%	0.9%	7.1%	25.3%	57.0%	1.6%	4.53
Uphold ethical standards	1284	0.6%	0.8%	7.6%	28.8%	52.2%	1.8%	4.46
Adapt to change	1285	0.6%	1.6%	7.9%	32.1%	48.5%	1.3%	4.39
Work under pressure	1283	0.4%	1.2%	7.6%	30.5%	50.4%	1.7%	4.44
Make decisions	1286	0.4%	0.8%	9.3%	32.5%	47.7%	1.3%	4.39
Work independently	1285	0.3%	0.9%	6.1%	30.1%	53.0%	1.5%	4.49
Work with people of diverse backgrounds	1284	1.4%	2.9%	12.6%	32.2%	41.0%	1.8%	4.20
Work as a team	1285	0.5%	1.4%	8.6%	32.4%	47.4%	1.6%	4.38
Lead others	1284	0.6%	1.8%	12.0%	32.7%	43.1%	1.5%	4.28
Understand the global interconnectedness of communities	1288	1.9%	4.6%	18.1%	35.7%	29.2%	2.6%	3.96
Identify opportunities for volunteering and community service	1287	2.2%	4.9%	15.7%	32.5%	35.0%	1.7%	4.03
Be an active participant in your community	1288	2.4%	4.6%	16.0%	31.9%	36.0%	1.2%	4.04

*Based on the following scale: Poor=1; Fair=2; Average=3; Good=4; Excellent=5
 'Can't Evaluate' is not included in the Mean Score

Chart 1: Educational Experiences & Skills Overall

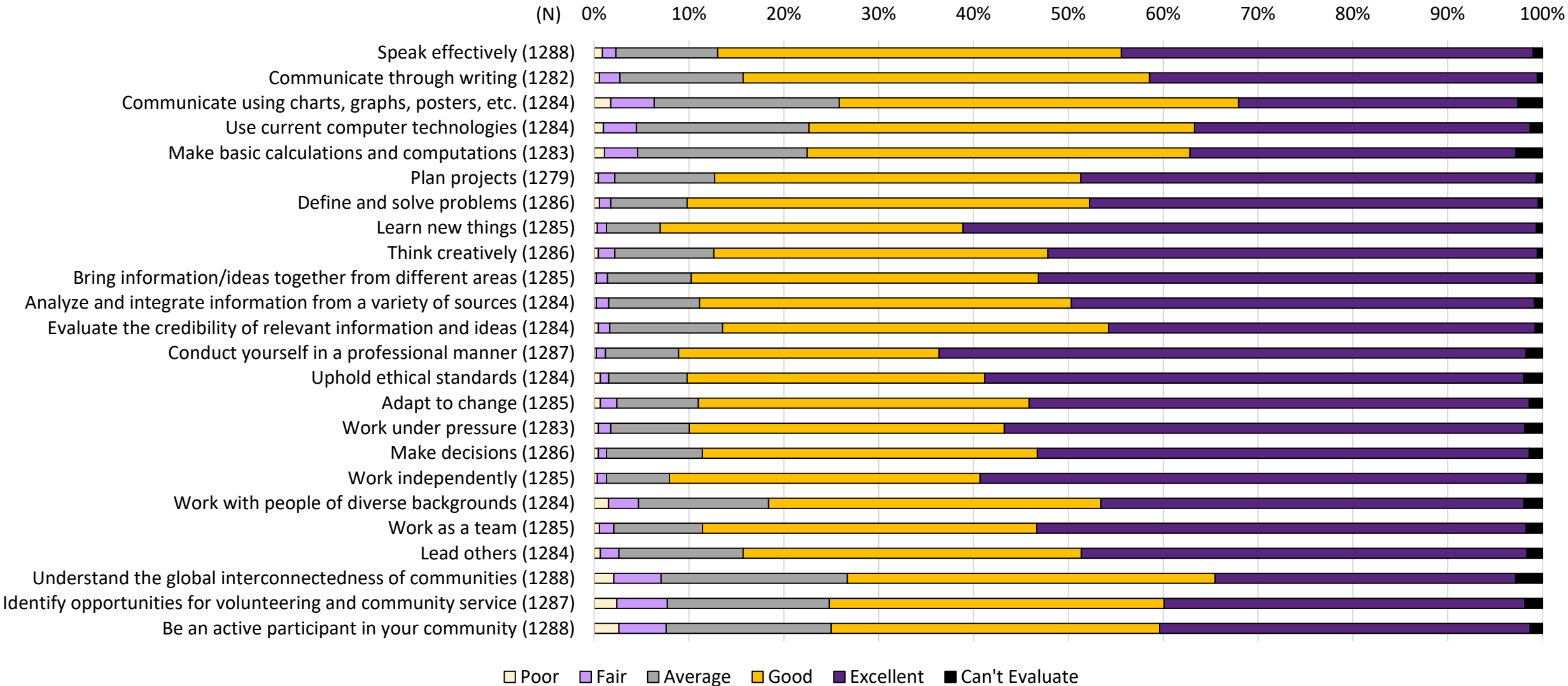


Table 2: College of Business Administration

"Think about your future/career goals. Please rate how well UNI has prepared you to..."	N	Poor	Fair	Average	Good	Excellent	Can't Evaluate	Mean Score*
Speak effectively	280	0.4%	1.8%	10.0%	44.6%	42.9%	0.4%	4.28
Communicate through writing	279	1.1%	3.6%	13.3%	46.2%	35.5%	0.4%	4.12
Communicate using charts, graphs, posters, etc.	279	1.1%	3.6%	15.1%	44.4%	34.8%	1.1%	4.09
Use current computer technologies	280	0.7%	3.2%	15.0%	42.9%	37.9%	0.4%	4.14
Make basic calculations and computations	279	0.0%	1.4%	8.2%	42.3%	48.0%	0.0%	4.37
Plan projects	278	0.0%	2.9%	11.5%	40.3%	45.3%	0.0%	4.28
Define and solve problems	280	0.0%	1.4%	7.1%	44.3%	47.1%	0.0%	4.37
Learn new things	279	0.0%	1.4%	6.5%	35.8%	56.3%	0.0%	4.47
Think creatively	280	0.4%	2.5%	14.6%	41.4%	41.1%	0.0%	4.20
Bring information/ideas together from different areas	279	0.0%	2.2%	11.5%	42.3%	44.1%	0.0%	4.28
Analyze and integrate information from a variety of sources	278	0.0%	1.1%	9.0%	42.1%	47.8%	0.0%	4.37
Evaluate the credibility of relevant information and ideas	279	0.0%	1.8%	13.6%	43.7%	40.5%	0.4%	4.23
Conduct yourself in a professional manner	280	0.0%	1.1%	6.1%	23.9%	67.1%	1.8%	4.60
Uphold ethical standards	278	0.0%	1.4%	7.6%	31.7%	57.2%	2.2%	4.48
Adapt to change	280	0.0%	2.5%	7.9%	37.1%	51.4%	1.1%	4.39
Work under pressure	277	0.0%	1.1%	9.0%	33.2%	54.9%	1.8%	4.44
Make decisions	280	0.0%	0.7%	10.7%	37.9%	50.4%	0.4%	4.38
Work independently	279	0.0%	1.1%	7.9%	36.9%	52.3%	1.8%	4.43
Work with people of diverse backgrounds	279	1.8%	3.9%	13.3%	35.5%	44.4%	1.1%	4.18
Work as a team	278	0.0%	1.4%	8.3%	38.5%	50.0%	1.8%	4.40
Lead others	278	0.4%	2.5%	14.4%	35.6%	46.0%	1.1%	4.26
Understand the global interconnectedness of communities	280	2.1%	6.1%	21.4%	39.3%	29.6%	1.4%	3.89
Identify opportunities for volunteering and community service	280	2.9%	7.5%	22.1%	36.4%	29.6%	1.4%	3.84
Be an active participant in your community	280	4.3%	6.4%	23.2%	32.9%	32.5%	0.7%	3.83

*Based on the following scale: Poor=1; Fair=2; Average=3; Good=4; Excellent=5
 'Can't Evaluate' is not included in the Mean Score

Table 3: College of Education

“Think about your future/career goals. Please rate how well UNI has prepared you to...”	N	Poor	Fair	Average	Good	Excellent	Can't Evaluate	Mean Score*
Speak effectively	289	1.0%	0.7%	7.3%	41.2%	48.8%	1.0%	4.37
Communicate through writing	287	0.3%	1.0%	12.2%	41.1%	44.6%	0.7%	4.29
Communicate using charts, graphs, posters, etc.	289	0.7%	4.8%	15.9%	43.9%	32.9%	1.7%	4.05
Use current computer technologies	287	0.3%	2.4%	17.8%	41.5%	37.3%	0.7%	4.14
Make basic calculations and computations	288	0.7%	2.4%	16.0%	44.1%	35.4%	1.4%	4.13
Plan projects	286	0.0%	0.7%	6.6%	35.0%	56.6%	1.0%	4.49
Define and solve problems	289	0.3%	0.7%	5.9%	42.6%	50.5%	0.0%	4.42
Learn new things	289	0.0%	0.7%	2.8%	32.2%	64.4%	0.0%	4.60
Think creatively	289	0.3%	1.4%	6.2%	32.5%	59.5%	0.0%	4.49
Bring information/ideas together from different areas	289	0.3%	1.4%	6.2%	31.8%	59.9%	0.3%	4.50
Analyze and integrate information from a variety of sources	288	0.3%	1.0%	6.3%	41.0%	51.0%	0.3%	4.42
Evaluate the credibility of relevant information and ideas	288	0.0%	0.7%	9.4%	39.9%	49.3%	0.7%	4.39
Conduct yourself in a professional manner	289	0.0%	0.0%	4.5%	25.6%	68.5%	1.4%	4.65
Uphold ethical standards	289	0.0%	0.3%	3.1%	31.1%	63.7%	1.7%	4.61
Adapt to change	289	0.3%	0.0%	4.8%	30.8%	63.0%	1.0%	4.58
Work under pressure	288	0.3%	0.7%	5.9%	31.9%	59.0%	2.1%	4.52
Make decisions	289	0.3%	0.0%	6.6%	33.2%	58.1%	1.7%	4.51
Work independently	288	0.0%	0.7%	4.5%	27.1%	66.3%	1.4%	4.61
Work with people of diverse backgrounds	289	1.0%	2.4%	10.0%	31.1%	52.6%	2.8%	4.36
Work as a team	288	0.0%	0.7%	6.9%	28.1%	62.2%	2.1%	4.55
Lead others	289	0.3%	1.0%	7.6%	33.6%	56.4%	1.0%	4.46
Understand the global interconnectedness of communities	289	1.4%	2.8%	14.5%	39.8%	38.1%	3.5%	4.14
Identify opportunities for volunteering and community service	288	1.4%	1.7%	9.7%	37.2%	48.6%	1.4%	4.32
Be an active participant in your community	289	1.0%	1.4%	12.1%	32.9%	51.6%	1.0%	4.34

*Based on the following scale: Poor=1; Fair=2; Average=3; Good=4; Excellent=5
 'Can't Evaluate' is not included in the Mean Score

Table 4: College of Humanities, Arts and Sciences

"Think about your future/career goals. Please rate how well UNI has prepared you to..."	N	Poor	Fair	Average	Good	Excellent	Can't Evaluate	Mean Score*
Speak effectively	434	0.7%	1.2%	11.3%	41.9%	44.0%	0.9%	4.29
Communicate through writing	432	0.2%	2.1%	13.7%	42.6%	41.0%	0.5%	4.23
Communicate using charts, graphs, posters, etc.	433	1.2%	4.4%	21.5%	42.3%	26.8%	3.9%	3.93
Use current computer technologies	433	0.9%	3.2%	15.5%	40.4%	37.9%	2.1%	4.13
Make basic calculations and computations	433	0.9%	3.7%	19.9%	39.0%	32.3%	4.2%	4.02
Plan projects	432	0.2%	1.4%	9.0%	39.4%	48.6%	1.4%	4.37
Define and solve problems	434	0.5%	0.7%	8.8%	40.3%	48.6%	1.2%	4.38
Learn new things	433	0.2%	0.5%	5.5%	28.4%	64.0%	1.4%	4.58
Think creatively	433	0.0%	1.8%	8.8%	31.9%	56.6%	0.9%	4.45
Bring information/ideas together from different areas	432	0.0%	0.9%	8.1%	35.4%	54.2%	1.4%	4.45
Analyze and integrate information from a variety of sources	434	0.2%	2.1%	9.4%	38.0%	48.4%	1.8%	4.35
Evaluate the credibility of relevant information and ideas	433	0.9%	1.6%	11.8%	38.8%	45.7%	1.2%	4.28
Conduct yourself in a professional manner	434	0.2%	1.2%	9.0%	30.0%	57.6%	2.1%	4.47
Uphold ethical standards	433	0.7%	0.7%	10.2%	30.7%	55.9%	1.8%	4.43
Adapt to change	433	0.7%	1.8%	9.5%	32.8%	52.9%	2.3%	4.39
Work under pressure	433	0.5%	1.4%	8.3%	30.3%	57.5%	2.1%	4.46
Make decisions	432	0.2%	1.4%	10.4%	34.3%	51.6%	2.1%	4.39
Work independently	434	0.5%	1.2%	5.5%	33.6%	57.1%	2.1%	4.49
Work with people of diverse backgrounds	432	2.1%	2.8%	13.9%	35.4%	43.8%	2.1%	4.18
Work as a team	434	0.2%	2.1%	9.2%	34.1%	52.1%	2.3%	4.39
Lead others	432	0.7%	2.1%	13.2%	34.3%	47.2%	2.5%	4.29
Understand the global interconnectedness of communities	434	2.5%	6.2%	19.8%	37.3%	30.9%	3.2%	3.91
Identify opportunities for volunteering and community service	434	3.0%	6.5%	18.7%	34.1%	35.7%	2.1%	3.95
Be an active participant in your community	434	2.5%	6.0%	16.1%	37.1%	36.6%	1.6%	4.01

*Based on the following scale: Poor=1; Fair=2; Average=3; Good=4; Excellent=5
 'Can't Evaluate' is not included in the Mean Score

Table 5: College of Social and Behavioral Sciences

"Think about your future/career goals. Please rate how well UNI has prepared you to..."	N	Poor	Fair	Average	Good	Excellent	Can't Evaluate	Mean Score*
Speak effectively	249	0.8%	2.0%	14.1%	42.6%	39.0%	1.6%	4.19
Communicate through writing	248	0.0%	2.0%	12.9%	39.5%	44.8%	0.8%	4.28
Communicate using charts, graphs, posters, etc.	247	3.6%	6.1%	25.1%	36.4%	26.7%	2.0%	3.78
Use current computer technologies	248	1.2%	6.0%	27.0%	36.7%	27.0%	2.0%	3.84
Make basic calculations and computations	247	2.0%	6.5%	27.9%	34.4%	24.3%	4.9%	3.76
Plan projects	247	0.8%	2.0%	15.4%	40.1%	41.7%	0.0%	4.20
Define and solve problems	247	0.8%	1.2%	10.9%	44.1%	42.9%	0.0%	4.27
Learn new things	248	0.0%	1.6%	7.3%	33.5%	56.5%	1.2%	4.47
Think creatively	248	0.4%	1.2%	13.7%	36.3%	47.2%	1.2%	4.30
Bring information/ideas together from different areas	249	0.0%	0.8%	8.8%	36.9%	53.0%	0.4%	4.43
Analyze and integrate information from a variety of sources	248	0.0%	0.8%	13.3%	33.1%	52.0%	0.8%	4.37
Evaluate the credibility of relevant information and ideas	248	0.0%	0.8%	13.7%	39.9%	44.8%	0.8%	4.30
Conduct yourself in a professional manner	249	0.0%	1.6%	9.6%	29.3%	57.8%	1.6%	4.46
Uphold ethical standards	248	0.8%	0.8%	12.1%	31.0%	52.8%	2.4%	4.38
Adapt to change	248	0.4%	2.8%	11.3%	41.1%	43.5%	0.8%	4.26
Work under pressure	249	0.4%	1.6%	9.2%	40.6%	46.6%	1.6%	4.33
Make decisions	249	0.4%	1.2%	12.9%	37.8%	46.6%	1.2%	4.30
Work independently	249	0.4%	0.8%	10.0%	32.5%	55.0%	1.2%	4.43
Work with people of diverse backgrounds	248	0.0%	4.0%	19.0%	37.9%	37.5%	1.6%	4.11
Work as a team	249	0.8%	1.6%	14.1%	40.2%	43.0%	0.4%	4.23
Lead others	249	0.4%	1.6%	16.5%	41.4%	39.0%	1.2%	4.18
Understand the global interconnectedness of communities	249	1.2%	4.0%	24.5%	39.0%	28.5%	2.8%	3.92
Identify opportunities for volunteering and community service	249	1.2%	5.6%	17.3%	33.7%	40.6%	1.6%	4.09
Be an active participant in your community	249	1.6%	5.6%	18.9%	33.7%	39.0%	1.2%	4.04

*Based on the following scale: Poor=1; Fair=2; Average=3; Good=4; Excellent=5
 'Can't Evaluate' is not included in the Mean Score



Photo provided by University Relations

Academic & Social Environment

Table 6: Academic & Social Environment Overall

"Please indicate the extent to which you agree or disagree with the following statements."	N	Strongly Disagree	Disagree	Neither Agree Nor Disagree	Agree	Strongly Agree	Not Sure	Mean Score*
Most of the courses I took at UNI were intellectually demanding.	1266	0.4%	4.4%	12.6%	54.0%	18.4%	0.6%	3.95
Most of my instructors were intellectually stimulating.	1265	0.6%	4.8%	12.8%	54.1%	17.7%	0.4%	3.93
Most of my courses required integration of subject matter from several academic areas.	1262	0.9%	5.4%	14.1%	51.4%	17.8%	0.7%	3.89
My learning experience was cumulative over a series of courses.	1265	0.4%	2.0%	8.3%	50.6%	28.3%	0.8%	4.16
My academic experience at UNI made me want to be a lifelong learner.	1260	1.5%	4.1%	14.2%	37.9%	31.5%	0.8%	4.05
Most of my student peers valued high academic achievement.	1256	0.8%	5.4%	16.2%	44.6%	21.4%	1.4%	3.91
The overall quality of teaching at UNI is excellent.	1259	1.0%	3.8%	12.9%	46.7%	25.2%	0.4%	4.02
Most of the courses in my major were readily available when I wanted to take them.	1263	2.6%	8.5%	12.1%	41.6%	24.5%	0.9%	3.86
My courses taught me to assess the ethical consequences of decisions, actions, and inaction.	1264	1.0%	4.1%	16.4%	45.9%	22.1%	0.9%	3.94
The overall quality of most Liberal Arts Core (LAC) classes is excellent.	1265	4.4%	13.2%	25.7%	31.5%	10.5%	5.1%	3.36
The purposes of most LAC courses are very clear.	1266	5.7%	15.5%	21.9%	31.3%	10.7%	5.4%	3.30
Most of the LAC courses I took at UNI were intellectually demanding.	1261	4.6%	12.8%	24.6%	32.4%	10.6%	5.2%	3.37
The overall quality of teaching in the LAC at UNI is excellent.	1255	3.7%	10.5%	24.0%	35.7%	10.4%	5.3%	3.46
I believe the LAC has been an important part of my education.	1261	9.1%	15.4%	19.9%	28.4%	13.0%	4.2%	3.24
The faculty I had contact with were committed to advancing student learning.	1258	0.6%	1.9%	10.2%	48.0%	28.3%	0.9%	4.14
At least one faculty member showed an active interest in my educational/career goals.	1266	0.7%	1.2%	6.5%	32.2%	48.0%	1.9%	4.42
I developed close relationships with other students.	1265	1.4%	3.8%	7.8%	36.6%	40.0%	0.8%	4.23
I often engaged in social activities with other students off campus.	1264	3.1%	7.4%	10.6%	34.0%	34.1%	1.1%	3.99
I often participated in University or student sponsored activities on campus.	1263	4.1%	13.4%	17.1%	34.2%	20.5%	0.9%	3.60
Most UNI students are tolerant of people whose lifestyles are different from their own.	1265	1.7%	3.9%	16.2%	45.4%	21.9%	1.3%	3.92
The UNI community encourages the examination of diverse and controversial ideas.	1264	1.4%	4.1%	15.4%	45.8%	22.3%	1.4%	3.94
Because of my experiences at UNI, I intend to be involved in volunteer service after graduation.	1264	3.8%	8.5%	23.7%	32.7%	19.4%	2.3%	3.63
At UNI, I learned why a sustainable society is important for the environment.	1265	3.1%	8.2%	18.9%	37.1%	22.1%	1.0%	3.75
I believe I have received a high quality education from UNI.	1265	0.6%	1.2%	7.0%	40.0%	40.7%	0.9%	4.33
I would recommend my major to a prospective student.	1267	1.5%	2.1%	6.4%	31.9%	47.4%	1.4%	4.36
I would recommend UNI to a prospective student.	1260	0.9%	1.0%	5.8%	31.3%	49.6%	1.4%	4.44

*Based on the following scale: Strongly disagree=1; Disagree=2; Neither agree nor disagree=3; Agree=4; Strongly agree=5. 'Not sure' is not included in Mean Score.

Chart 2: Academic & Social Environment Overall

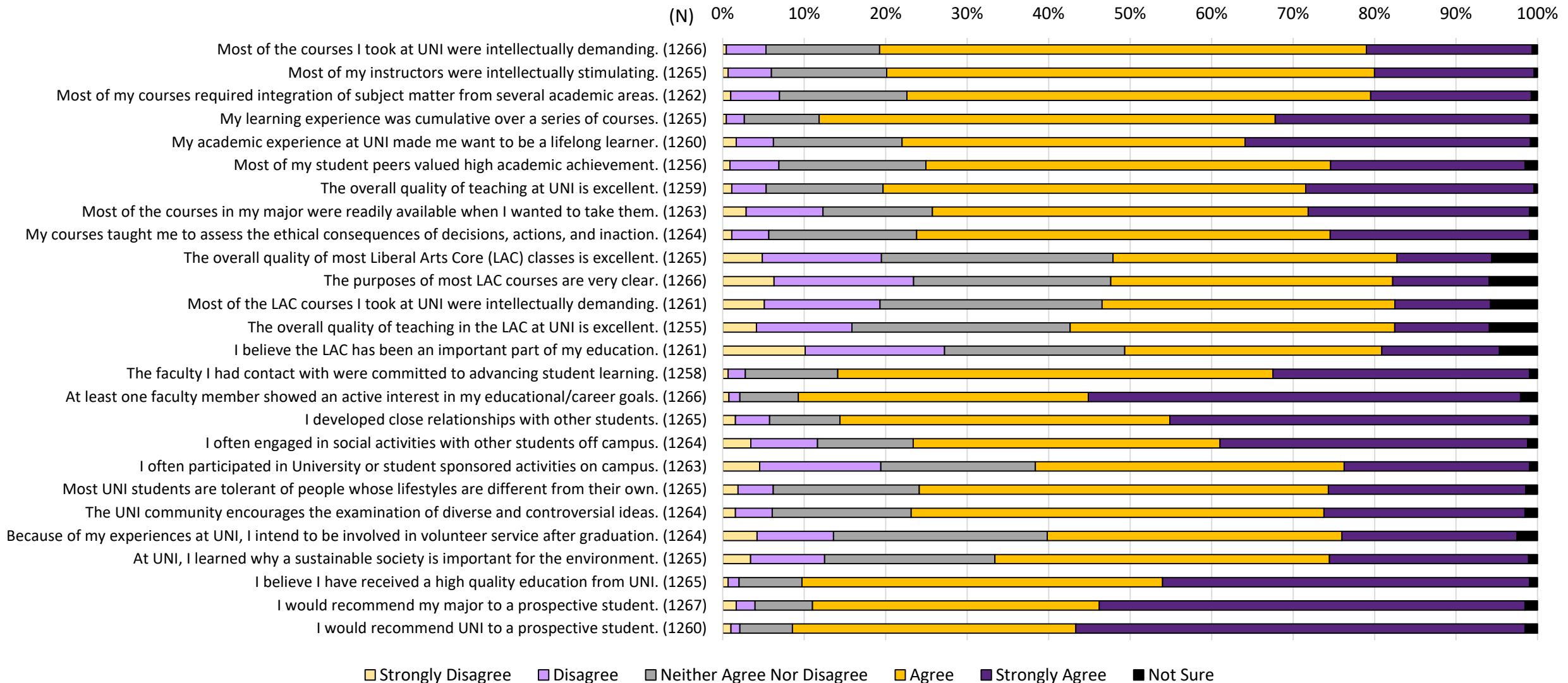


Table 7: College of Business Administration

"Please indicate the extent to which you agree or disagree with the following statements."	N	Strongly Disagree	Disagree	Neither Agree Nor Disagree	Agree	Strongly Agree	Not Sure	Mean Score*
Most of the courses I took at UNI were intellectually demanding.	276	1.1%	4.7%	9.4%	55.8%	28.6%	0.4%	4.07
Most of my instructors were intellectually stimulating.	276	1.1%	5.4%	14.5%	58.0%	21.0%	0.0%	3.92
Most of my courses required integration of subject matter from several academic areas.	275	0.4%	6.2%	13.5%	60.7%	19.3%	0.0%	3.92
My learning experience was cumulative over a series of courses.	275	0.4%	1.5%	9.5%	58.5%	29.8%	0.4%	4.16
My academic experience at UNI made me want to be a lifelong learner.	275	1.8%	5.8%	25.5%	40.0%	26.9%	0.0%	3.84
Most of my student peers valued high academic achievement.	276	0.7%	5.4%	15.2%	51.1%	26.1%	1.4%	3.98
The overall quality of teaching at UNI is excellent.	274	1.1%	4.0%	12.8%	52.6%	29.6%	0.0%	4.05
Most of the courses in my major were readily available when I wanted to take them.	276	2.2%	6.9%	10.1%	47.1%	32.6%	1.1%	4.02
My courses taught me to assess the ethical consequences of decisions, actions, and inaction.	275	0.0%	3.3%	19.6%	52.4%	24.4%	0.4%	3.98
The overall quality of most Liberal Arts Core (LAC) classes is excellent.	276	5.1%	13.4%	29.7%	33.3%	12.0%	6.5%	3.36
The purposes of most LAC courses are very clear.	275	7.6%	15.6%	25.8%	30.9%	13.8%	6.2%	3.29
Most of the LAC courses I took at UNI were intellectually demanding.	273	7.0%	16.8%	28.2%	31.1%	10.6%	6.2%	3.23
The overall quality of teaching in the LAC at UNI is excellent.	275	4.7%	9.8%	28.7%	37.8%	12.0%	6.9%	3.46
I believe the LAC has been an important part of my education.	273	9.9%	17.9%	21.6%	31.5%	13.9%	5.1%	3.23
The faculty I had contact with were committed to advancing student learning.	273	0.0%	1.5%	14.3%	55.3%	28.6%	0.4%	4.11
At least one faculty member showed an active interest in my educational/career goals.	276	0.0%	0.7%	8.3%	39.5%	48.9%	2.5%	4.40
I developed close relationships with other students.	276	1.4%	3.6%	10.1%	38.4%	45.3%	1.1%	4.24
I often engaged in social activities with other students off campus.	275	3.3%	6.9%	8.7%	41.8%	36.7%	2.5%	4.04
I often participated in University or student sponsored activities on campus.	275	4.4%	12.7%	20.0%	39.6%	22.2%	1.1%	3.63
Most UNI students are tolerant of people whose lifestyles are different from their own.	276	0.4%	3.3%	17.4%	53.6%	25.0%	0.4%	4.00
The UNI community encourages the examination of diverse and controversial ideas.	276	1.4%	5.1%	19.9%	51.1%	21.7%	0.7%	3.87
Because of my experiences at UNI, I intend to be involved in volunteer service after graduation.	275	3.6%	13.5%	26.9%	35.3%	18.9%	1.8%	3.53
At UNI, I learned why a sustainable society is important for the environment.	276	2.5%	8.0%	22.1%	42.4%	24.6%	0.4%	3.79
I believe I have received a high quality education from UNI.	276	0.0%	0.7%	7.6%	43.1%	48.2%	0.4%	4.39
I would recommend my major to a prospective student.	276	0.7%	2.2%	6.2%	34.4%	55.1%	1.4%	4.43
I would recommend UNI to a prospective student.	275	0.7%	0.4%	7.6%	36.0%	53.8%	1.5%	4.44

*Based on the following scale: Strongly disagree=1; Disagree=2; Neither agree nor disagree=3; Agree=4; Strongly agree=5. 'Not sure' is not included in Mean Score.

Table 8: College of Education

"Please indicate the extent to which you agree or disagree with the following statements."	N	Strongly Disagree	Disagree	Neither Agree Nor Disagree	Agree	Strongly Agree	Not Sure	Mean Score*
Most of the courses I took at UNI were intellectually demanding.	281	0.4%	5.7%	15.7%	63.0%	14.6%	0.7%	3.86
Most of my instructors were intellectually stimulating.	281	1.1%	3.6%	13.9%	66.2%	14.9%	0.4%	3.91
Most of my courses required integration of subject matter from several academic areas.	280	0.4%	4.6%	15.7%	58.9%	19.6%	0.7%	3.94
My learning experience was cumulative over a series of courses.	281	0.4%	1.8%	10.7%	55.5%	31.0%	0.7%	4.16
My academic experience at UNI made me want to be a lifelong learner.	279	1.4%	2.9%	8.6%	47.3%	39.4%	0.4%	4.21
Most of my student peers valued high academic achievement.	279	1.1%	3.6%	12.2%	53.8%	28.3%	1.1%	4.06
The overall quality of teaching at UNI is excellent.	280	1.4%	2.1%	13.2%	52.5%	30.0%	0.7%	4.08
Most of the courses in my major were readily available when I wanted to take them.	280	2.1%	7.9%	16.8%	47.9%	24.3%	1.1%	3.85
My courses taught me to assess the ethical consequences of decisions, actions, and inaction.	280	1.1%	3.6%	15.7%	56.4%	22.5%	0.7%	3.96
The overall quality of most Liberal Arts Core (LAC) classes is excellent.	281	5.7%	15.3%	32.0%	31.7%	9.6%	5.7%	3.26
The purposes of most LAC courses are very clear.	281	7.1%	19.6%	24.9%	31.7%	10.3%	6.4%	3.20
Most of the LAC courses I took at UNI were intellectually demanding.	280	3.9%	11.1%	29.3%	38.6%	11.4%	5.7%	3.45
The overall quality of teaching in the LAC at UNI is excellent.	277	5.4%	14.1%	28.2%	36.5%	10.1%	5.8%	3.34
I believe the LAC has been an important part of my education.	280	11.4%	18.6%	25.4%	28.2%	11.8%	4.6%	3.11
The faculty I had contact with were committed to advancing student learning.	279	1.1%	1.1%	11.5%	55.2%	30.1%	1.1%	4.13
At least one faculty member showed an active interest in my educational/career goals.	280	1.1%	1.1%	6.1%	36.1%	53.2%	2.5%	4.43
I developed close relationships with other students.	280	1.1%	3.6%	5.7%	42.1%	46.4%	1.1%	4.31
I often engaged in social activities with other students off campus.	281	2.1%	6.4%	11.7%	38.4%	40.2%	1.1%	4.09
I often participated in University or student sponsored activities on campus.	280	1.4%	13.6%	17.1%	42.9%	23.6%	1.4%	3.75
Most UNI students are tolerant of people whose lifestyles are different from their own.	280	1.1%	6.4%	13.9%	50.0%	26.4%	2.1%	3.96
The UNI community encourages the examination of diverse and controversial ideas.	280	0.4%	3.2%	14.3%	51.4%	29.3%	1.4%	4.08
Because of my experiences at UNI, I intend to be involved in volunteer service after graduation.	280	2.1%	5.0%	23.2%	43.2%	23.2%	3.2%	3.83
At UNI, I learned why a sustainable society is important for the environment.	281	2.1%	7.8%	18.9%	47.0%	23.5%	0.7%	3.82
I believe I have received a high quality education from UNI.	280	0.4%	0.7%	6.1%	40.4%	50.4%	2.1%	4.43
I would recommend my major to a prospective student.	281	1.4%	1.4%	3.9%	33.8%	57.3%	2.1%	4.47
I would recommend UNI to a prospective student.	280	0.4%	1.4%	4.6%	33.2%	58.2%	2.1%	4.51

*Based on the following scale: Strongly disagree=1; Disagree=2; Neither agree nor disagree=3; Agree=4; Strongly agree=5. 'Not sure' is not included in Mean Score.

Table 9: College of Humanities, Arts and Sciences

"Please indicate the extent to which you agree or disagree with the following statements."	N	Strongly Disagree	Disagree	Neither Agree Nor Disagree	Agree	Strongly Agree	Not Sure	Mean Score*
Most of the courses I took at UNI were intellectually demanding.	430	0.2%	4.7%	12.1%	61.2%	20.7%	1.2%	3.99
Most of my instructors were intellectually stimulating.	430	0.2%	5.8%	13.7%	55.3%	24.2%	0.7%	3.98
Most of my courses required integration of subject matter from several academic areas.	429	1.4%	7.2%	17.2%	50.1%	23.3%	0.7%	3.87
My learning experience was cumulative over a series of courses.	431	0.5%	3.0%	7.2%	53.4%	34.8%	1.2%	4.20
My academic experience at UNI made me want to be a lifelong learner.	428	1.6%	5.1%	14.0%	40.2%	37.6%	1.4%	4.09
Most of my student peers valued high academic achievement.	425	0.9%	6.1%	20.2%	46.6%	24.2%	1.9%	3.89
The overall quality of teaching at UNI is excellent.	428	0.7%	5.4%	15.0%	49.8%	28.5%	0.7%	4.01
Most of the courses in my major were readily available when I wanted to take them.	430	3.0%	11.9%	12.1%	44.0%	27.9%	1.2%	3.83
My courses taught me to assess the ethical consequences of decisions, actions, and inaction.	431	1.4%	6.7%	18.6%	48.3%	23.7%	1.4%	3.87
The overall quality of most Liberal Arts Core (LAC) classes is excellent.	431	4.6%	15.5%	26.9%	35.5%	11.8%	5.6%	3.36
The purposes of most LAC courses are very clear.	431	5.1%	17.4%	23.7%	37.6%	11.1%	5.1%	3.34
Most of the LAC courses I took at UNI were intellectually demanding.	429	4.9%	13.8%	27.5%	37.3%	11.4%	5.1%	3.39
The overall quality of teaching in the LAC at UNI is excellent.	427	3.0%	13.1%	23.7%	43.6%	11.9%	4.7%	3.51
I believe the LAC has been an important part of my education.	430	11.9%	18.4%	20.2%	30.9%	14.7%	4.0%	3.19
The faculty I had contact with were committed to advancing student learning.	428	0.2%	2.8%	10.3%	50.2%	34.8%	1.6%	4.19
At least one faculty member showed an active interest in my educational/career goals.	431	0.9%	1.9%	5.6%	33.6%	56.1%	1.9%	4.45
I developed close relationships with other students.	431	1.2%	4.6%	6.3%	39.2%	47.8%	0.9%	4.29
I often engaged in social activities with other students off campus.	429	3.3%	9.3%	11.9%	34.7%	39.6%	1.2%	3.99
I often participated in University or student sponsored activities on campus.	429	5.4%	15.2%	19.3%	36.1%	22.8%	1.2%	3.57
Most UNI students are tolerant of people whose lifestyles are different from their own.	430	2.1%	3.3%	19.1%	49.3%	24.4%	1.9%	3.92
The UNI community encourages the examination of diverse and controversial ideas.	430	1.4%	4.0%	17.2%	50.0%	25.3%	2.1%	3.96
Because of my experiences at UNI, I intend to be involved in volunteer service after graduation.	430	5.6%	12.8%	27.0%	31.4%	21.2%	2.1%	3.51
At UNI, I learned why a sustainable society is important for the environment.	430	4.2%	10.7%	21.2%	35.8%	26.0%	2.1%	3.70
I believe I have received a high quality education from UNI.	430	0.9%	1.6%	8.1%	45.3%	43.3%	0.7%	4.29
I would recommend my major to a prospective student.	431	2.1%	2.3%	8.6%	31.8%	54.1%	1.2%	4.35
I would recommend UNI to a prospective student.	429	0.7%	1.4%	6.5%	32.6%	57.3%	1.4%	4.47

*Based on the following scale: Strongly disagree=1; Disagree=2; Neither agree nor disagree=3; Agree=4; Strongly agree=5. 'Not sure' is not included in Mean Score.

Table 10: College of Social and Behavioral Sciences

"Please indicate the extent to which you agree or disagree with the following statements."	N	Strongly Disagree	Disagree	Neither Agree Nor Disagree	Agree	Strongly Agree	Not Sure	Mean Score*
Most of the courses I took at UNI were intellectually demanding.	245	0.0%	4.5%	20.0%	59.2%	15.9%	0.4%	3.87
Most of my instructors were intellectually stimulating.	244	0.0%	4.9%	14.3%	64.8%	15.2%	0.8%	3.91
Most of my courses required integration of subject matter from several academic areas.	245	0.4%	4.9%	14.7%	63.7%	14.3%	2.0%	3.88
My learning experience was cumulative over a series of courses.	244	0.0%	1.2%	10.7%	58.2%	28.7%	1.2%	4.16
My academic experience at UNI made me want to be a lifelong learner.	244	1.2%	4.1%	16.8%	41.4%	34.8%	1.6%	4.06
Most of my student peers valued high academic achievement.	242	0.0%	7.9%	24.8%	49.6%	16.1%	1.7%	3.75
The overall quality of teaching at UNI is excellent.	243	0.0%	3.7%	16.5%	55.1%	24.3%	0.4%	4.00
Most of the courses in my major were readily available when I wanted to take them.	243	3.7%	10.3%	14.8%	46.5%	23.9%	0.8%	3.77
My courses taught me to assess the ethical consequences of decisions, actions, and inaction.	244	0.8%	2.9%	18.9%	47.5%	28.3%	1.6%	4.01
The overall quality of most Liberal Arts Core (LAC) classes is excellent.	243	3.7%	14.8%	26.3%	38.3%	11.1%	5.8%	3.41
The purposes of most LAC courses are very clear.	245	4.9%	17.1%	24.9%	36.3%	9.8%	6.9%	3.31
Most of the LAC courses I took at UNI were intellectually demanding.	245	3.7%	15.9%	25.3%	34.7%	13.1%	7.3%	3.41
The overall quality of teaching in the LAC at UNI is excellent.	243	3.3%	9.5%	28.8%	39.9%	10.7%	7.8%	3.49
I believe the LAC has been an important part of my education.	244	6.1%	14.3%	23.4%	33.6%	16.4%	6.1%	3.42
The faculty I had contact with were committed to advancing student learning.	244	0.4%	2.9%	10.7%	52.9%	32.8%	0.4%	4.15
At least one faculty member showed an active interest in my educational/career goals.	245	0.4%	1.2%	9.4%	33.1%	54.3%	1.6%	4.42
I developed close relationships with other students.	244	2.0%	3.7%	12.7%	43.4%	37.7%	0.4%	4.12
I often engaged in social activities with other students off campus.	245	4.1%	9.4%	15.1%	36.3%	34.7%	0.4%	3.89
I often participated in University or student sponsored activities on campus.	245	6.1%	17.6%	19.2%	33.5%	23.3%	0.4%	3.50
Most UNI students are tolerant of people whose lifestyles are different from their own.	245	3.3%	4.5%	22.0%	46.9%	22.0%	1.2%	3.81
The UNI community encourages the examination of diverse and controversial ideas.	244	2.0%	5.7%	18.4%	49.2%	23.4%	1.2%	3.87
Because of my experiences at UNI, I intend to be involved in volunteer service after graduation.	245	4.1%	4.5%	26.9%	38.4%	23.3%	2.9%	3.74
At UNI, I learned why a sustainable society is important for the environment.	244	3.3%	9.0%	21.7%	42.6%	22.5%	0.8%	3.73
I believe I have received a high quality education from UNI.	245	0.4%	2.0%	8.6%	46.9%	41.2%	0.8%	4.28
I would recommend my major to a prospective student.	245	1.2%	3.3%	8.6%	42.0%	43.3%	1.6%	4.25
I would recommend UNI to a prospective student.	242	1.7%	1.2%	7.0%	36.8%	52.1%	1.2%	4.38

*Based on the following scale: Strongly disagree=1; Disagree=2; Neither agree nor disagree=3; Agree=4; Strongly agree=5. 'Not sure' is not included in Mean Score.

Other Activities

1,328 out of 1,388 (95.7%) students responded to the following question:
 “Please select all of the following you have done during your time at UNI.” Students could select more than one answer.

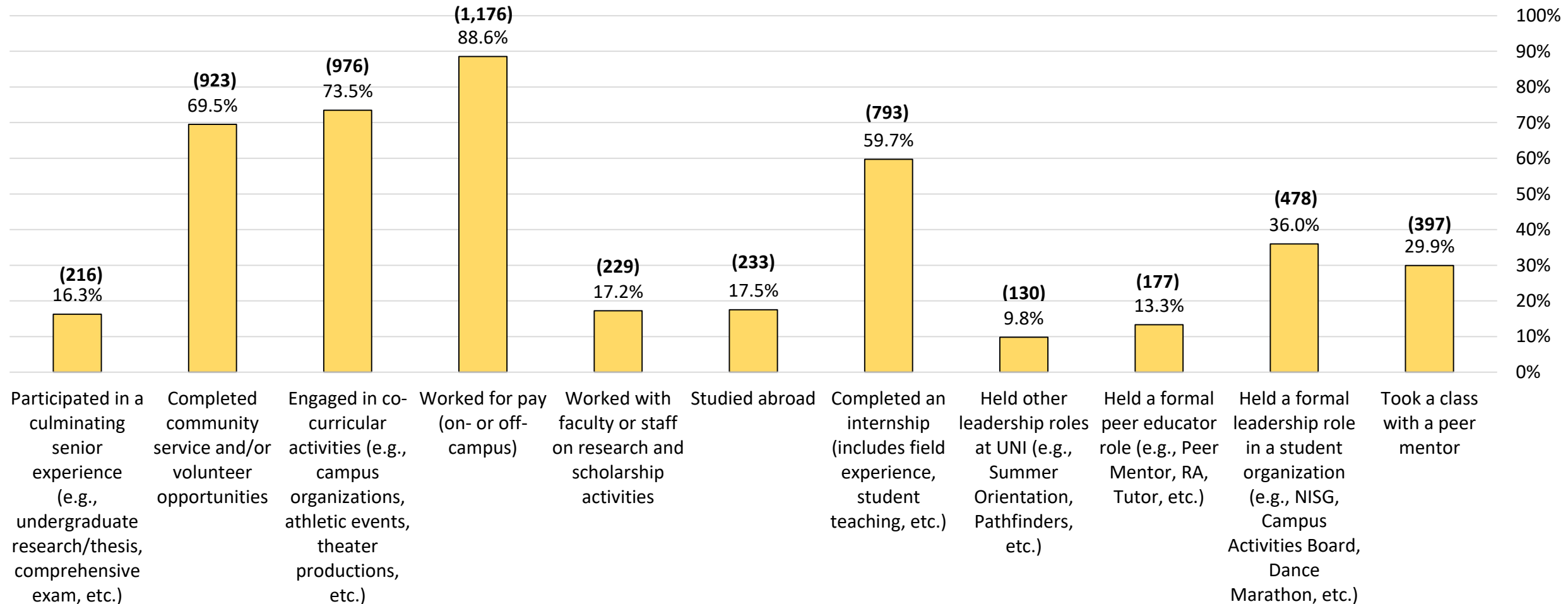
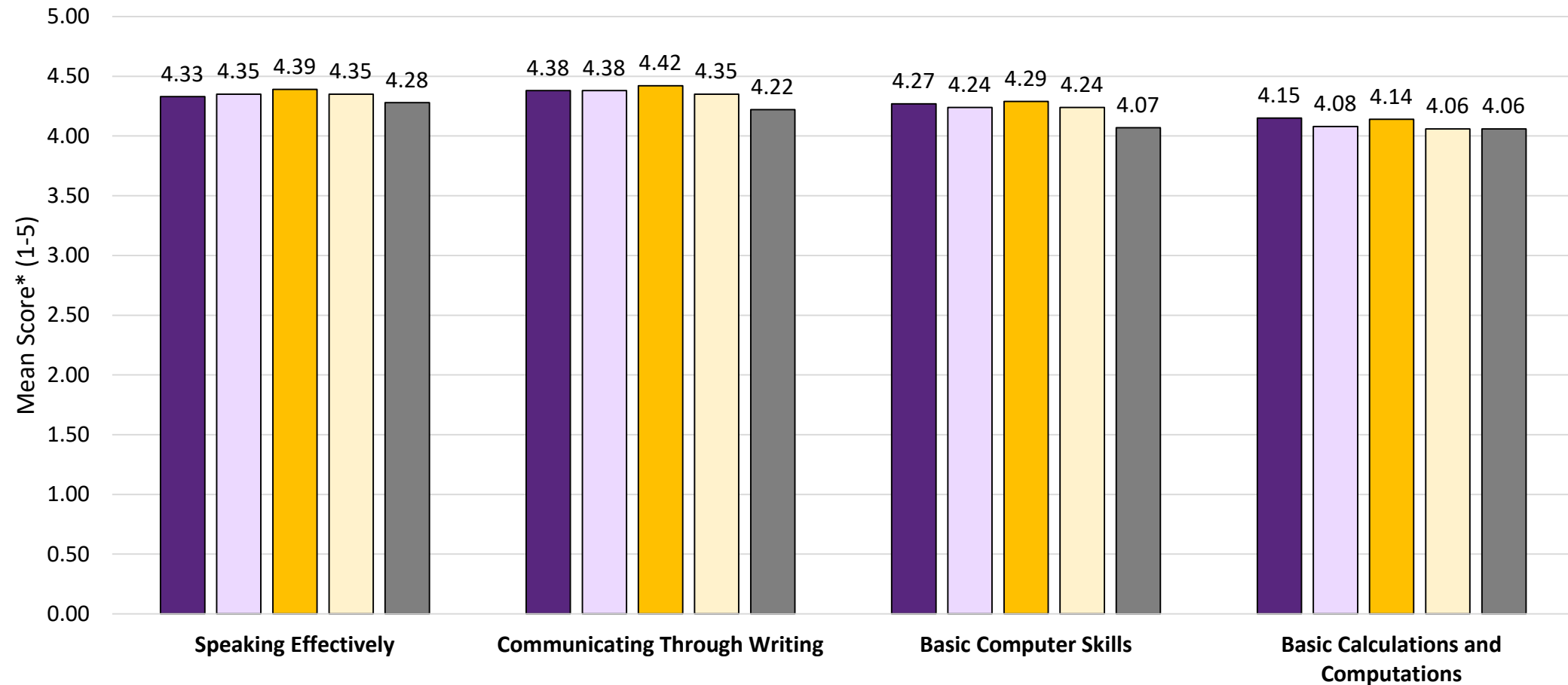




Photo provided by University Relations

Comparison Across Years

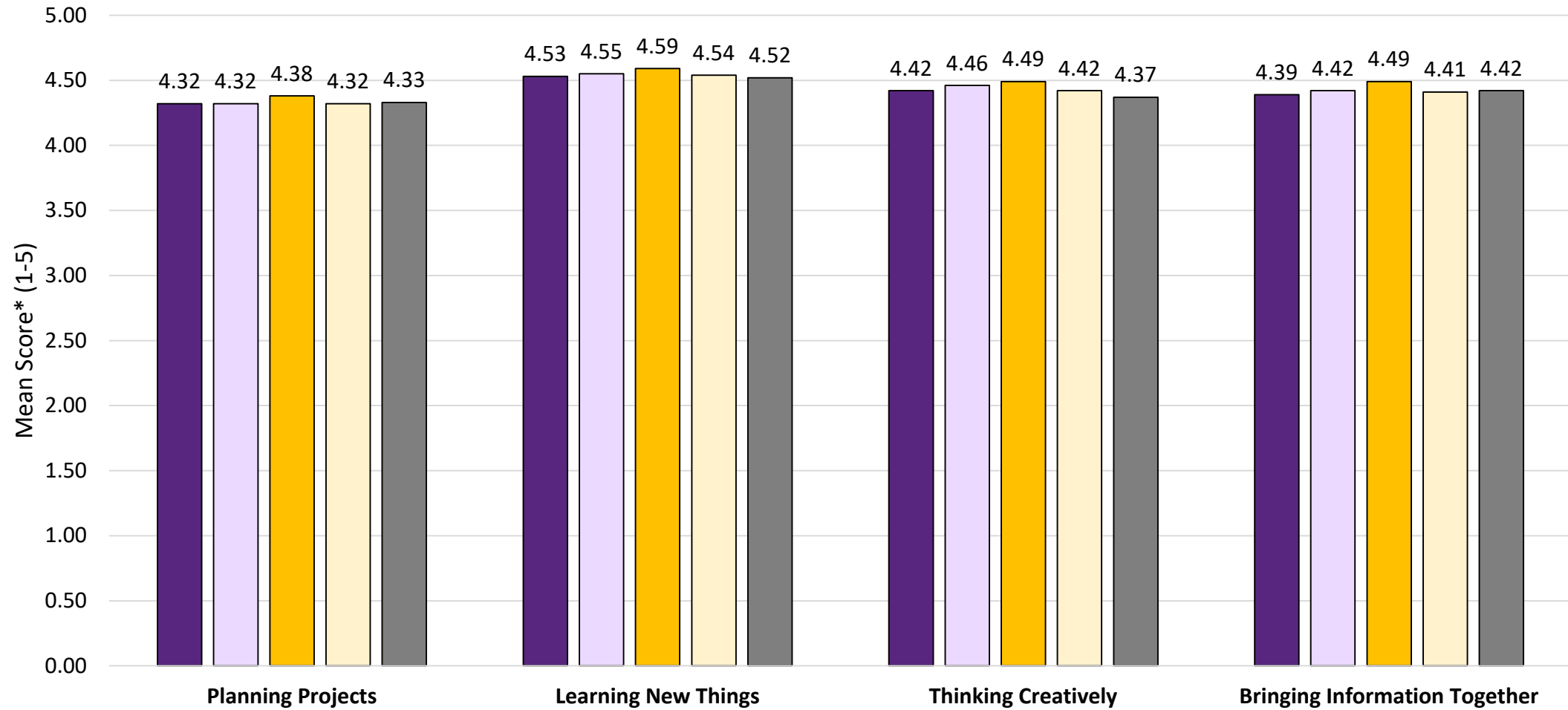
Educational Experiences & Skills Comparison



■ 2013-2014 ■ 2014-2015 ■ 2015-2016 ■ 2016-2017 ■ 2017-2018

*Based on the following scale: Poor=1; Fair=2; Average=3; Good=4; Excellent=5

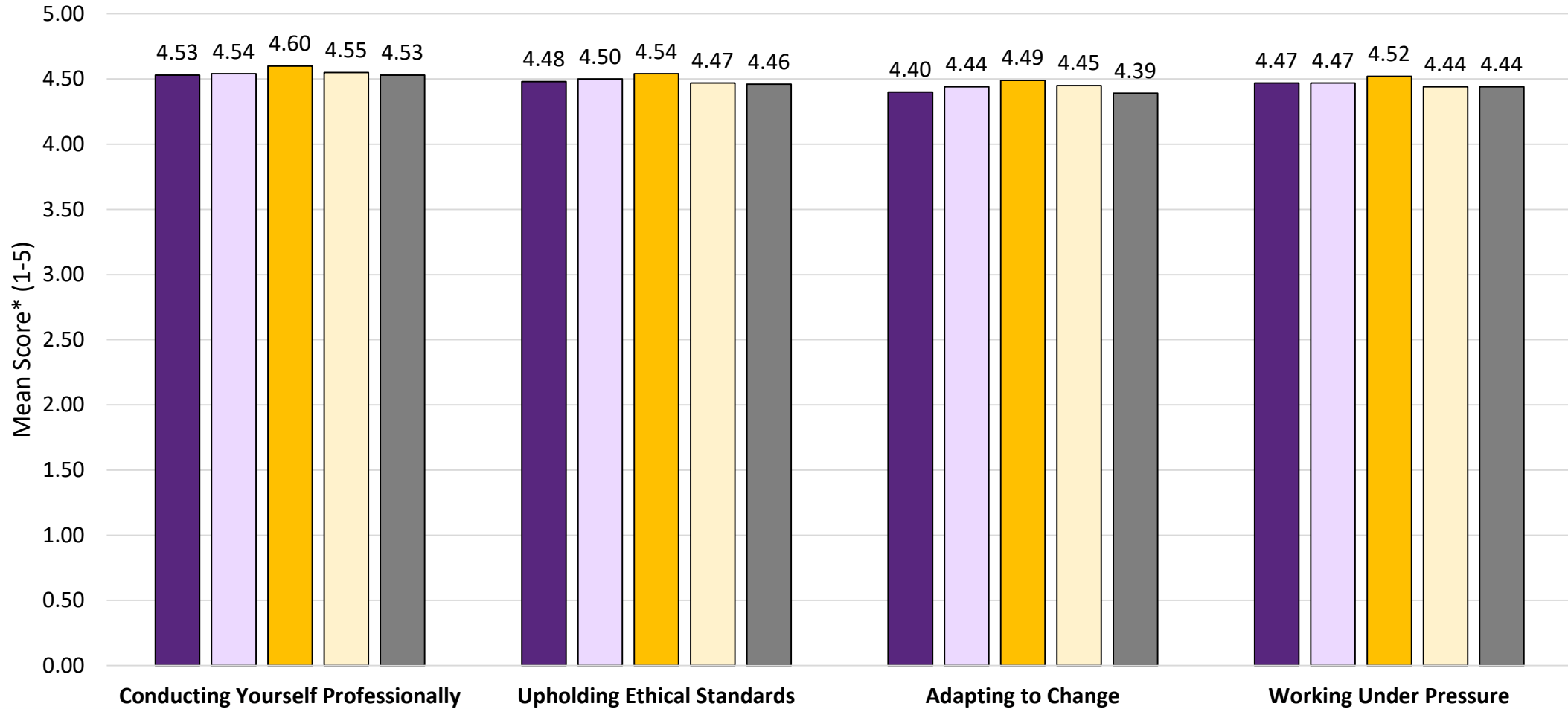
Educational Experiences & Skills Comparison Cont.



■ 2013-2014 □ 2014-2015 ■ 2015-2016 □ 2016-2017 ■ 2017-2018

*Based on the following scale: Poor=1; Fair=2; Average=3; Good=4; Excellent=5

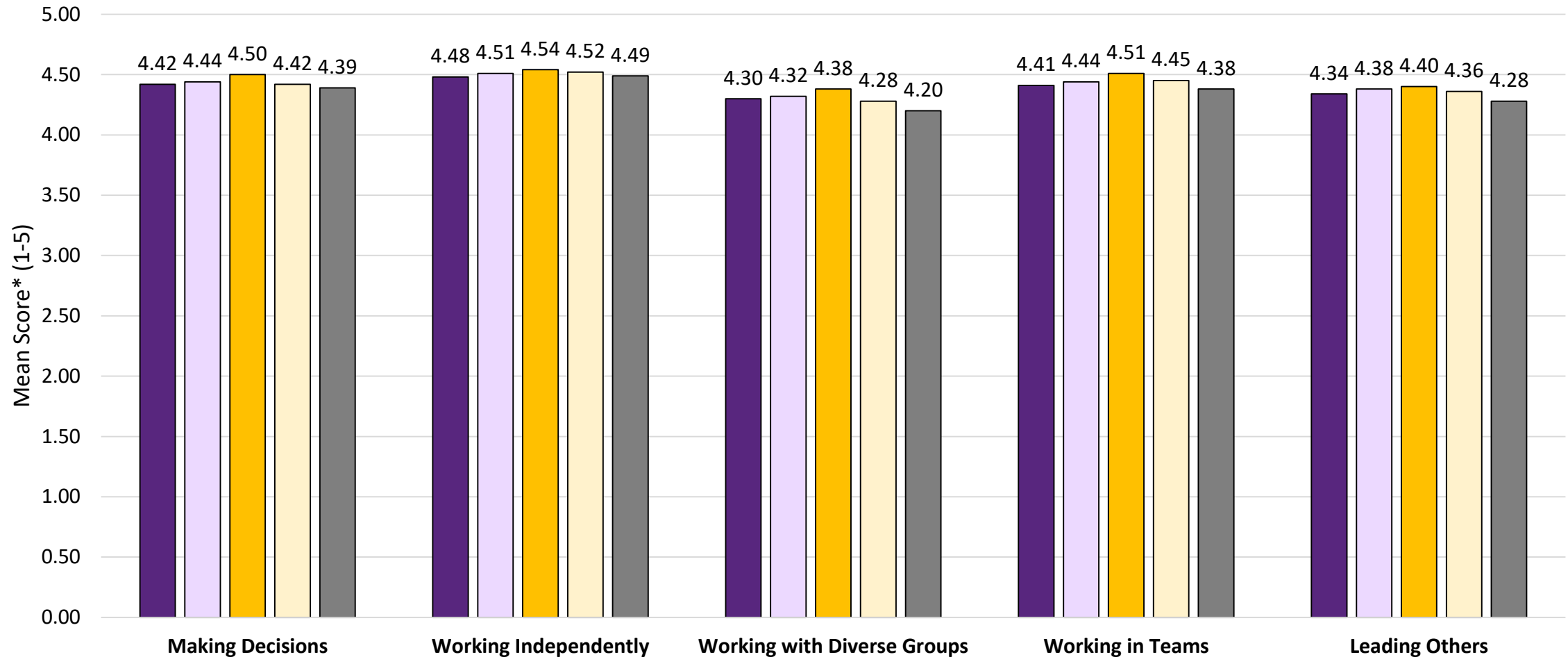
Educational Experiences & Skills Comparison Cont.



■ 2013-2014 ■ 2014-2015 ■ 2015-2016 ■ 2016-2017 ■ 2017-2018

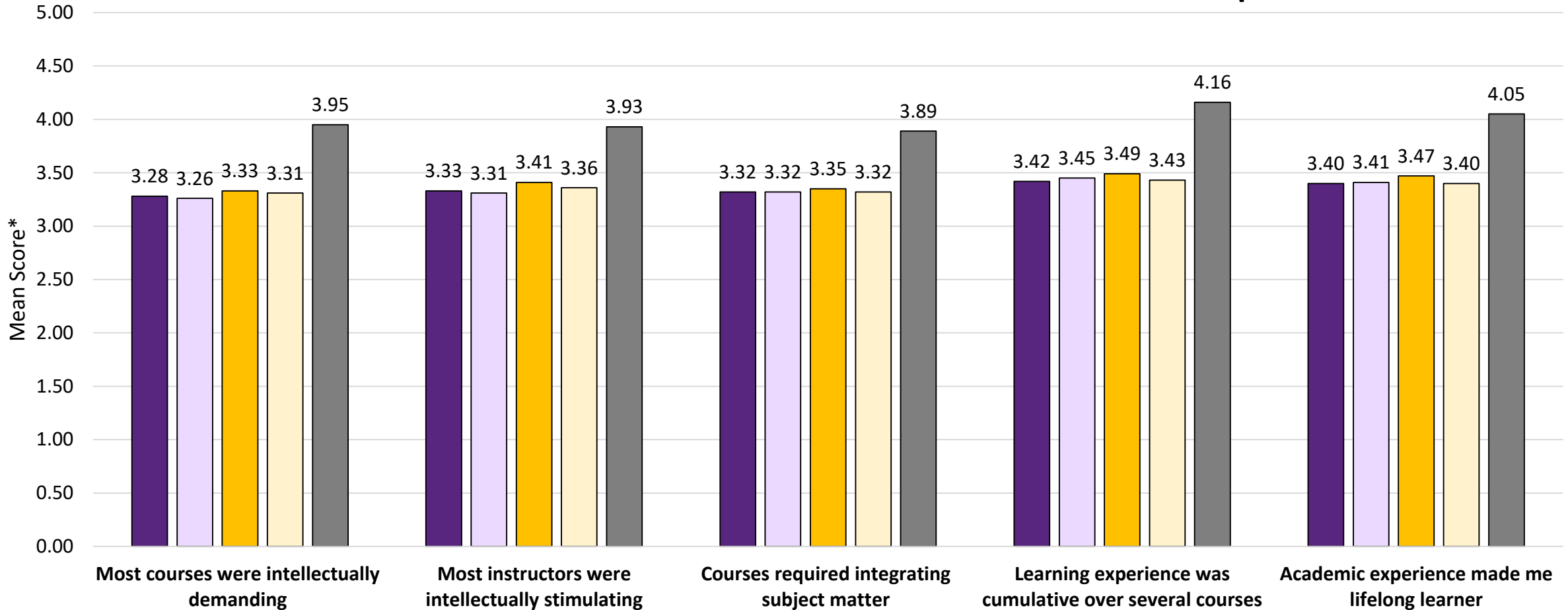
*Based on the following scale: Poor=1; Fair=2; Average=3; Good=4; Excellent=5

Educational Experiences & Skills Comparison Cont.



*Based on the following scale: Poor=1; Fair=2; Average=3; Good=4; Excellent=5

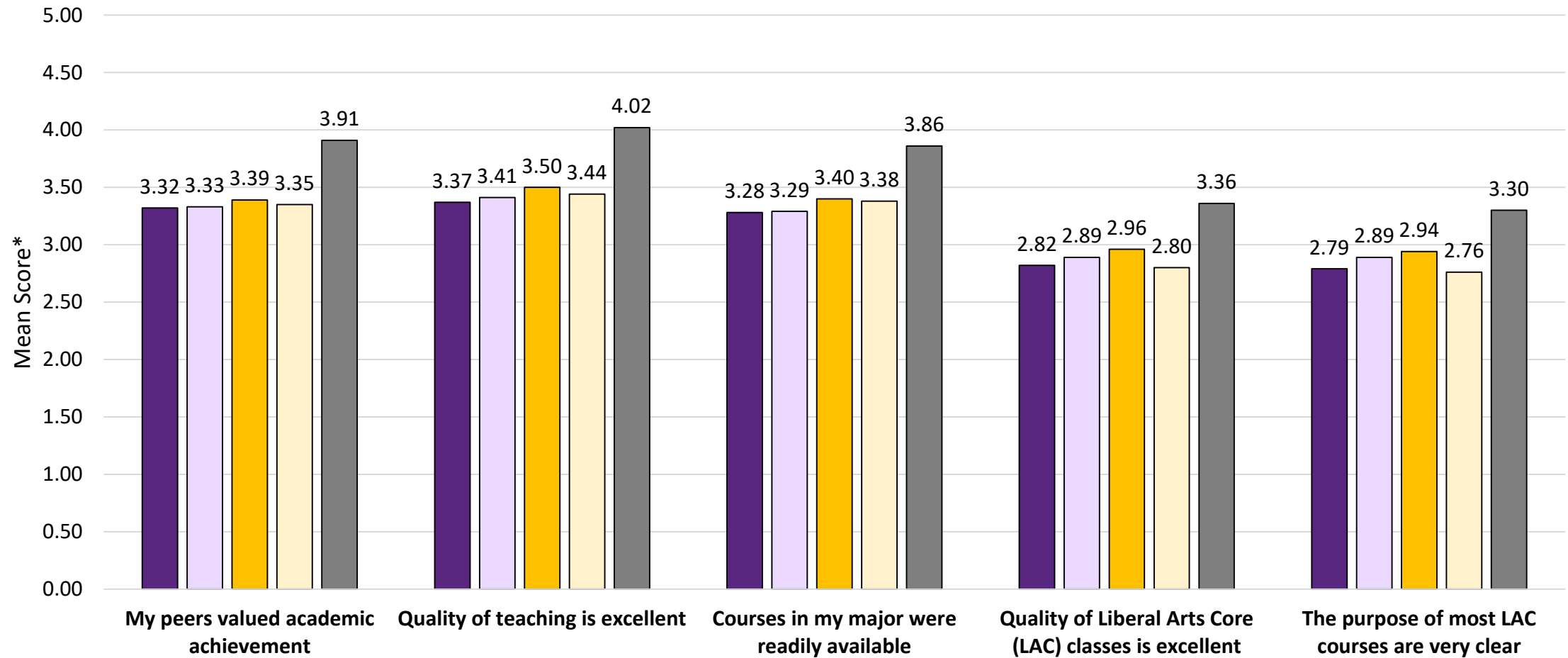
Academic & Social Environment Comparison



■ 2013-2014 ■ 2014-2015 ■ 2015-2016 ■ 2016-2017 ■ 2017-2018*

*For the 2017-2018 GSS, the mean scores are based on a 1-5 scale: Strongly disagree=1; Disagree=2; 3=Neither agree nor disagree; 4=Agree; 5=Strongly agree
In past years, mean scores were based on a 1-4 scale: Strongly disagree=1; Disagree=2; Agree=3; Strongly agree=4

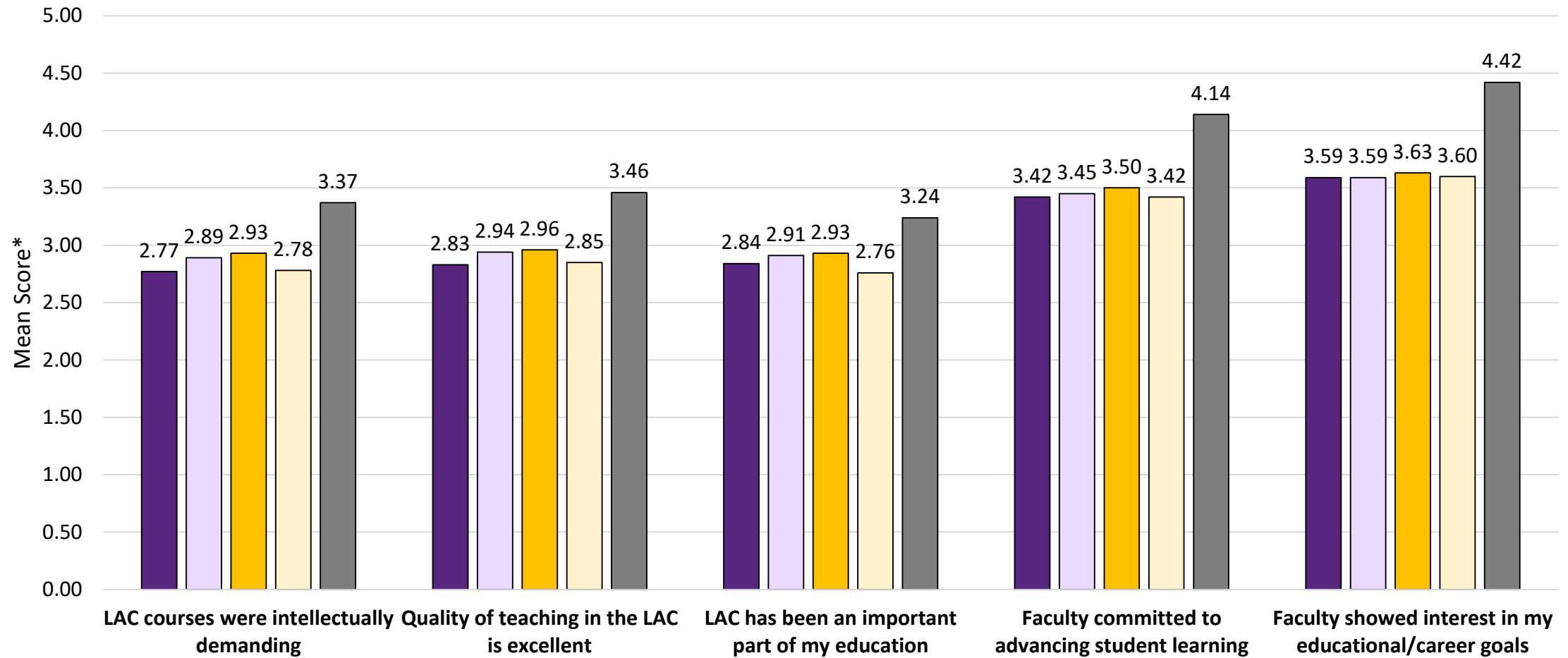
Academic & Social Environment Comparison Cont.



■ 2013-2014 ■ 2014-2015 ■ 2015-2016 ■ 2016-2017 ■ 2017-2018*

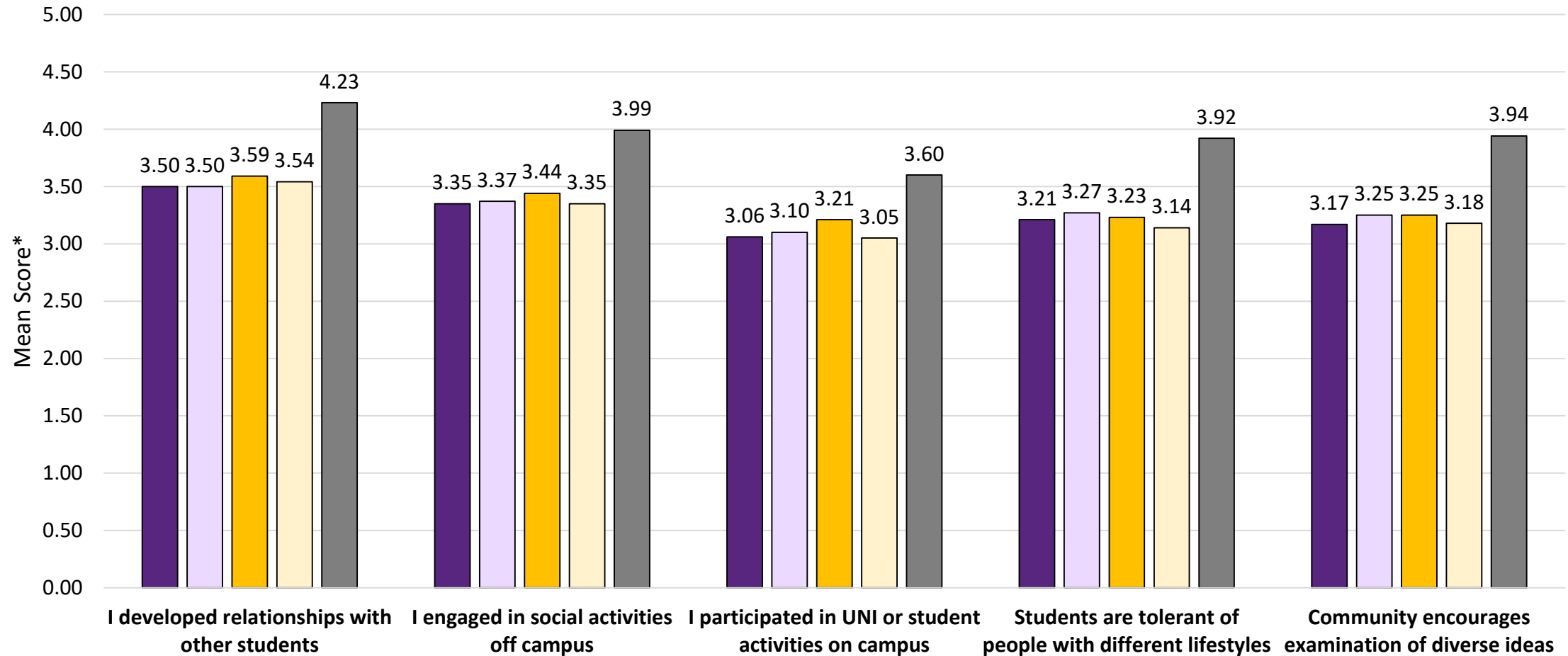
*For the 2017-2018 GSS, the mean scores are based on a 1-5 scale: Strongly disagree=1; Disagree=2; 3=Neither agree nor disagree; 4=Agree; 5=Strongly agree
In past years, mean scores were based on a 1-4 scale: Strongly disagree=1; Disagree=2; Agree=3; Strongly agree=4

Academic & Social Environment Comparison Cont.



*For the 2017-2018 GSS, the mean scores are based on a 1-5 scale: Strongly disagree=1; Disagree=2; 3=Neither agree nor disagree; 4=Agree; 5=Strongly agree
In past years, mean scores were based on a 1-4 scale: Strongly disagree=1; Disagree=2; Agree=3; Strongly agree=4

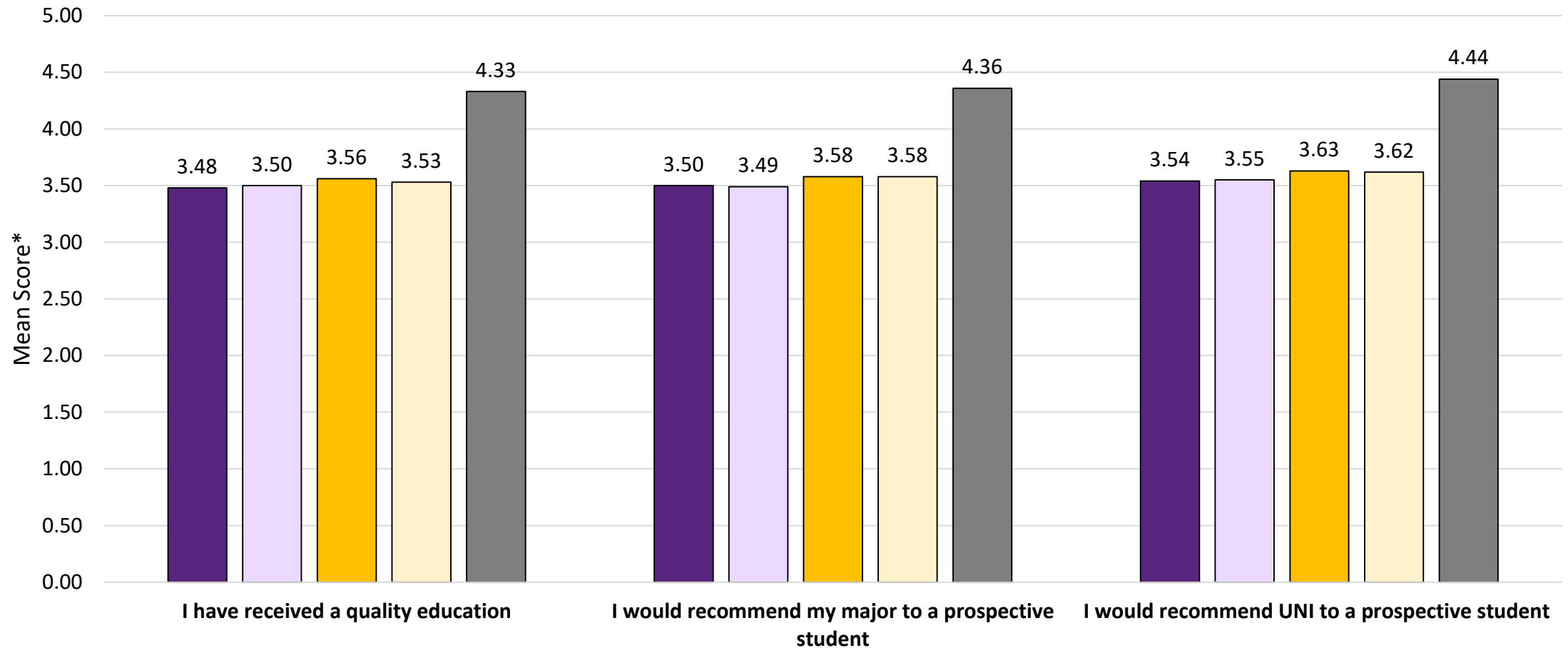
Academic & Social Environment Comparison Cont.



■ 2013-2014 ■ 2014-2015 ■ 2015-2016 ■ 2016-2017 ■ 2017-2018*

*For the 2017-2018 GSS, the mean scores are based on a 1-5 scale: Strongly disagree=1; Disagree=2; 3=Neither agree nor disagree; 4=Agree; 5=Strongly agree
In past years, mean scores were based on a 1-4 scale: Strongly disagree=1; Disagree=2; Agree=3; Strongly agree=4

Academic & Social Environment Comparison Cont.



■ 2013-2014 ■ 2014-2015 ■ 2015-2016 ■ 2016-2017 ■ 2017-2018*

*For the 2017-2018 GSS, the mean scores are based on a 1-5 scale: Strongly disagree=1; Disagree=2; 3=Neither agree nor disagree; 4=Agree; 5=Strongly agree
In past years, mean scores were based on a 1-4 scale: Strongly disagree=1; Disagree=2; Agree=3; Strongly agree=4



Photo provided by University Relations

Survey Form



CONGRATULATIONS! You are one step closer to graduation. Thank you for taking time to complete this survey. It should only take 5 to 10 minutes of your time.

Please answer honestly. Your responses to this survey will be used for program improvement. Individual responses to this survey will be confidential. Survey findings will be reported in aggregate only.

When do you plan to graduate from the University of Northern Iowa?

Fall 2017

Spring 2018

Summer 2018

Other, please specify

BACK

NEXT

Background Information

Student Information

Name:

UNI E-mail Address:

Please note: You must enter your UNI e-mail address and complete the survey entirely for your name to be entered to win one of the twenty \$25 Amazon gift cards.

BACK

NEXT

Plans Following Graduation

What is **MOST LIKELY** to be your **PRINCIPAL** activity upon graduation from UNI?

Employment, full-time paid

Employment, part-time paid

Graduate or professional school, full-time

Graduate or professional school, part-time

Additional undergraduate coursework

Military service

Volunteer activity (e.g., Peace Corps)

Starting or raising a family

Other, please specify:

Please select all of the following you have done during your time at UNI.

Took a class with a peer mentor

Held a formal leadership role in a student organization (e.g., NISG, Campus Activities Board, Dance Marathon, etc.)

Held a formal peer educator role (e.g., Peer Mentor, RA, Tutor, etc.)

Held other leadership roles at UNI (e.g., Summer Orientation, Pathfinders, etc.)

Completed an internship (includes field experience, student teaching, etc.)

Studied abroad

Worked with faculty or staff on research and scholarship activities

Worked for pay (on- or off-campus)

Engaged in co-curricular activities (e.g., campus organizations, athletic events, theater productions, etc.)

Completed community service and/or volunteer opportunities

Participated in a culminating senior experience (e.g., undergraduate research/thesis, comprehensive exam, etc.)

Educational Experiences and Skills

Think about your future/career goals. Please rate how well UNI has prepared you to...

	Poor	Fair	Average	Good	Excellent	Can't Evaluate
Speak effectively	<input type="radio"/>	<input type="radio"/>	<input type="radio"/>	<input type="radio"/>	<input type="radio"/>	<input type="radio"/>
Communicate through writing	<input type="radio"/>	<input type="radio"/>	<input type="radio"/>	<input type="radio"/>	<input type="radio"/>	<input type="radio"/>
Communicate using charts, graphs, posters, etc.	<input type="radio"/>	<input type="radio"/>	<input type="radio"/>	<input type="radio"/>	<input type="radio"/>	<input type="radio"/>
Use current computer technologies	<input type="radio"/>	<input type="radio"/>	<input type="radio"/>	<input type="radio"/>	<input type="radio"/>	<input type="radio"/>
Make basic calculations and computations	<input type="radio"/>	<input type="radio"/>	<input type="radio"/>	<input type="radio"/>	<input type="radio"/>	<input type="radio"/>
Plan projects	<input type="radio"/>	<input type="radio"/>	<input type="radio"/>	<input type="radio"/>	<input type="radio"/>	<input type="radio"/>
Define and solve problems	<input type="radio"/>	<input type="radio"/>	<input type="radio"/>	<input type="radio"/>	<input type="radio"/>	<input type="radio"/>
Learn new things	<input type="radio"/>	<input type="radio"/>	<input type="radio"/>	<input type="radio"/>	<input type="radio"/>	<input type="radio"/>
Think creatively	<input type="radio"/>	<input type="radio"/>	<input type="radio"/>	<input type="radio"/>	<input type="radio"/>	<input type="radio"/>
Bring information/ideas together from different areas	<input type="radio"/>	<input type="radio"/>	<input type="radio"/>	<input type="radio"/>	<input type="radio"/>	<input type="radio"/>
Analyze and integrate information from a variety of sources	<input type="radio"/>	<input type="radio"/>	<input type="radio"/>	<input type="radio"/>	<input type="radio"/>	<input type="radio"/>
Evaluate the credibility of relevant information and ideas	<input type="radio"/>	<input type="radio"/>	<input type="radio"/>	<input type="radio"/>	<input type="radio"/>	<input type="radio"/>
Conduct yourself in a professional manner	<input type="radio"/>	<input type="radio"/>	<input type="radio"/>	<input type="radio"/>	<input type="radio"/>	<input type="radio"/>
Uphold ethical standards	<input type="radio"/>	<input type="radio"/>	<input type="radio"/>	<input type="radio"/>	<input type="radio"/>	<input type="radio"/>
Adapt to change	<input type="radio"/>	<input type="radio"/>	<input type="radio"/>	<input type="radio"/>	<input type="radio"/>	<input type="radio"/>
Work under pressure	<input type="radio"/>	<input type="radio"/>	<input type="radio"/>	<input type="radio"/>	<input type="radio"/>	<input type="radio"/>
Make decisions	<input type="radio"/>	<input type="radio"/>	<input type="radio"/>	<input type="radio"/>	<input type="radio"/>	<input type="radio"/>
Work independently	<input type="radio"/>	<input type="radio"/>	<input type="radio"/>	<input type="radio"/>	<input type="radio"/>	<input type="radio"/>
Work with people of diverse backgrounds	<input type="radio"/>	<input type="radio"/>	<input type="radio"/>	<input type="radio"/>	<input type="radio"/>	<input type="radio"/>
Work as a team	<input type="radio"/>	<input type="radio"/>	<input type="radio"/>	<input type="radio"/>	<input type="radio"/>	<input type="radio"/>
Lead others	<input type="radio"/>	<input type="radio"/>	<input type="radio"/>	<input type="radio"/>	<input type="radio"/>	<input type="radio"/>
Understand the global interconnectedness of communities	<input type="radio"/>	<input type="radio"/>	<input type="radio"/>	<input type="radio"/>	<input type="radio"/>	<input type="radio"/>
Identify opportunities for volunteering and community service	<input type="radio"/>	<input type="radio"/>	<input type="radio"/>	<input type="radio"/>	<input type="radio"/>	<input type="radio"/>
Be an active participant in your community	<input type="radio"/>	<input type="radio"/>	<input type="radio"/>	<input type="radio"/>	<input type="radio"/>	<input type="radio"/>

Academic and Social Environment

Please indicate the extent to which you agree or disagree with the following statements.

	Strongly Disagree	Disagree	Neither Agree Nor Disagree	Agree	Strongly Agree	Not Sure
Most of the courses I took at UNI were intellectually demanding.	<input type="radio"/>	<input type="radio"/>	<input type="radio"/>	<input type="radio"/>	<input type="radio"/>	<input type="radio"/>
Most of my instructors were intellectually stimulating.	<input type="radio"/>	<input type="radio"/>	<input type="radio"/>	<input type="radio"/>	<input type="radio"/>	<input type="radio"/>
Most of my courses required integration of subject matter from several academic areas.	<input type="radio"/>	<input type="radio"/>	<input type="radio"/>	<input type="radio"/>	<input type="radio"/>	<input type="radio"/>
My learning experience was cumulative over a series of courses.	<input type="radio"/>	<input type="radio"/>	<input type="radio"/>	<input type="radio"/>	<input type="radio"/>	<input type="radio"/>
My academic experience at UNI made me want to be a lifelong learner.	<input type="radio"/>	<input type="radio"/>	<input type="radio"/>	<input type="radio"/>	<input type="radio"/>	<input type="radio"/>
Most of my student peers valued high academic achievement.	<input type="radio"/>	<input type="radio"/>	<input type="radio"/>	<input type="radio"/>	<input type="radio"/>	<input type="radio"/>
The overall quality of teaching at UNI is excellent.	<input type="radio"/>	<input type="radio"/>	<input type="radio"/>	<input type="radio"/>	<input type="radio"/>	<input type="radio"/>
Most of the courses in my major were readily available when I wanted to take them.	<input type="radio"/>	<input type="radio"/>	<input type="radio"/>	<input type="radio"/>	<input type="radio"/>	<input type="radio"/>
My courses taught me to assess the ethical consequences of decisions, actions, and inaction.	<input type="radio"/>	<input type="radio"/>	<input type="radio"/>	<input type="radio"/>	<input type="radio"/>	<input type="radio"/>
The overall quality of most Liberal Arts Core (LAC) classes is excellent.	<input type="radio"/>	<input type="radio"/>	<input type="radio"/>	<input type="radio"/>	<input type="radio"/>	<input type="radio"/>
The purposes of most LAC courses are very clear.	<input type="radio"/>	<input type="radio"/>	<input type="radio"/>	<input type="radio"/>	<input type="radio"/>	<input type="radio"/>
Most of the LAC courses I took at UNI were intellectually demanding.	<input type="radio"/>	<input type="radio"/>	<input type="radio"/>	<input type="radio"/>	<input type="radio"/>	<input type="radio"/>
The overall quality of teaching in the LAC at UNI is excellent.	<input type="radio"/>	<input type="radio"/>	<input type="radio"/>	<input type="radio"/>	<input type="radio"/>	<input type="radio"/>
I believe the LAC has been an important part of my education	<input type="radio"/>	<input type="radio"/>	<input type="radio"/>	<input type="radio"/>	<input type="radio"/>	<input type="radio"/>
The faculty I had contact with were committed to advancing student learning.	<input type="radio"/>	<input type="radio"/>	<input type="radio"/>	<input type="radio"/>	<input type="radio"/>	<input type="radio"/>
At least one faculty member showed an active interest in my educational/career goals.	<input type="radio"/>	<input type="radio"/>	<input type="radio"/>	<input type="radio"/>	<input type="radio"/>	<input type="radio"/>
I developed close relationships with other students.	<input type="radio"/>	<input type="radio"/>	<input type="radio"/>	<input type="radio"/>	<input type="radio"/>	<input type="radio"/>
I often engaged in social activities with other students off campus.	<input type="radio"/>	<input type="radio"/>	<input type="radio"/>	<input type="radio"/>	<input type="radio"/>	<input type="radio"/>
I often participated in University or student sponsored activities on campus.	<input type="radio"/>	<input type="radio"/>	<input type="radio"/>	<input type="radio"/>	<input type="radio"/>	<input type="radio"/>
Most UNI students are tolerant of people whose lifestyles are different from their own.	<input type="radio"/>	<input type="radio"/>	<input type="radio"/>	<input type="radio"/>	<input type="radio"/>	<input type="radio"/>
The UNI community encourages the examination of diverse and controversial ideas.	<input type="radio"/>	<input type="radio"/>	<input type="radio"/>	<input type="radio"/>	<input type="radio"/>	<input type="radio"/>
Because of my experiences at UNI, I intend to be involved in volunteer service after graduation.	<input type="radio"/>	<input type="radio"/>	<input type="radio"/>	<input type="radio"/>	<input type="radio"/>	<input type="radio"/>
At UNI, I learned why a sustainable society is important for the environment.	<input type="radio"/>	<input type="radio"/>	<input type="radio"/>	<input type="radio"/>	<input type="radio"/>	<input type="radio"/>
I believe I have received a high quality education from UNI.	<input type="radio"/>	<input type="radio"/>	<input type="radio"/>	<input type="radio"/>	<input type="radio"/>	<input type="radio"/>
I would recommend my major to a prospective student.	<input type="radio"/>	<input type="radio"/>	<input type="radio"/>	<input type="radio"/>	<input type="radio"/>	<input type="radio"/>
I would recommend UNI to a prospective student.	<input type="radio"/>	<input type="radio"/>	<input type="radio"/>	<input type="radio"/>	<input type="radio"/>	<input type="radio"/>

Employment Information

Job Title:

Name of Organization:

City:

When will you begin your employment?

I currently work there.

1 - 6 months after graduation

6 months - 1 year after graduation

Other

Please approximate your annual salary.

Under \$30,000 (less than \$14.50 per hour)

\$30,000 - \$50,000 (\$14.50 - \$24.00 per hour)

\$50,001 - \$75,000 (\$24.01 - \$36.00 per hour)

\$75,000 - \$100,000 (\$36.01 - \$48.00 per hour)

Over \$100,000 (more than \$48.00 per hour)

Is this job in the state of Iowa?

Yes

No

Plans for Further Education

What are your continuing education plans?

Accepted to a graduate/professional program

Currently applying to programs, not yet accepted

Accepted to another undergraduate program

None

Please provide the following details:

Institution Name:

City:

State:

Area of Study:

Intended Degree (e.g. MA, EdD):

Term Start Date (e.g. Fall 2019):



Please list the name(s) of any faculty or staff who have had a positive influence on your development as a student at UNI.

What is the name of the high school you graduated from?

Please list the name(s) of any high school teacher or counselor who made a difference in your coming to and/or succeeding at UNI.

BACK

SUBMIT