



Graduate Program Survey 2016 – 2017

Megan Vogt-Kostner, Research Analyst
Office of Institutional Research & Effectiveness



Table of Contents

Overview: Graduate College and Degrees Awarded

Graduate Degrees Awarded from Summer 2016 – Spring 2017	1 - 3
Number of Degrees Awarded per College over 5 Years	4

Graduate Program Survey

Methodology.....	5
Response Rate	6 – 7
Principal Activity After Graduation	8
Activities Students Engaged in at UNI.....	9
Reasons for Going to Graduate School.....	10
Graduation Education Experience.....	11 – 12
Paying for a Graduate Education at UNI	13
Survey Form.....	Appendix A

University of Northern Iowa

Graduate College Staff

Dr. Patrick Pease, Interim Dean of the Graduate College

Dr. Gabriela Olivares, Interim Associate Dean of the Graduate College

Susie Schwieger, Director of Graduate Student Life

Lisa Steimel, Secretary IV

Rubina Chowdhury, Secretary II

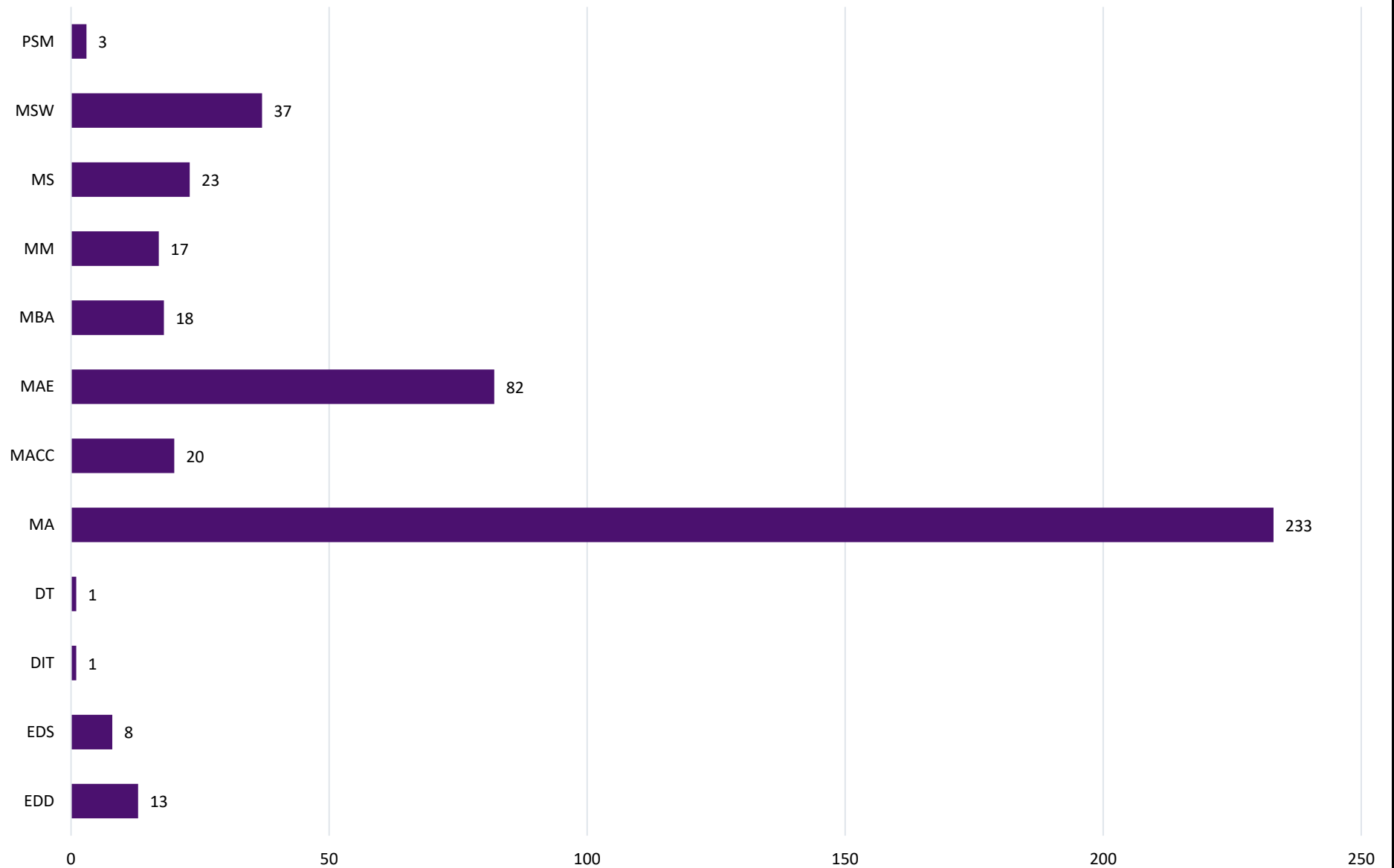
Janet Witt, Clerk IV



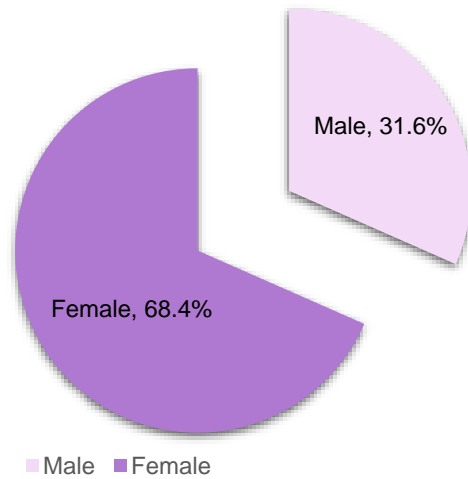
Graduate Degrees Awarded from Summer 2016 – Spring 2017

Program	Degrees Awarded	Program	Degrees Awarded
Accounting	20	Instructional Technology	2
Art Education	10	Jazz Pedagogy	1
Athletic Training	6	Leisure, Youth & Human Services	6
Biology	3	Literacy Education	10
Business Administration	18	Mathematics: Math Emphasis	1
Communication Studies: Communication Education	3	Music Education	3
Communication Studies: General Communication	3	Music	1
Communication Studies: Mass Communication	2	Performance: Voice	6
Communication Studies: Organizational Communication	5	Philanthropy/Nonprofit Development	1
Communication Studies: Public Relations	3	Physical Education: Kinesiology	10
Communication Studies: Performance Studies	1	Physical Education: Scientific Bases of Physical Education	1
Community Health Education	1	Physical Education: Teaching-Pedagogy	11
Computer Science	2	Piano Performance & Pedagogy	1
Conducting	2	Post-Secondary Education: Student Affairs	16
Counseling: Clinical Mental Health	10	Performance: Wind/Percussion/Keyboard/String	4
Counseling: School Counseling	9	Principalship	23
Doctor of Industrial Technology	1	Psychology: Clinical Science	4
Doctor of Technology	1	Psychology: Individualized Study	1
Early Childhood Education	13	Psychology: Social Psychology	3
Educational Psychology: Context & Techniques Assessment	6	Rehabilitation Studies	2
Educational Psychology: School Psychology	8	School Library Studies	11
Educational Psychology: Professional Development for Teachers	2	Science Education	6
Education (Curriculum & Instruction)	1	Social Science	2
Education (Leadership)	3	Sociology	1
Elementary Education	17	Spanish	5
English: Creative Writing Total	4	Special Education: Field Specialization	11
English: English Studies	2	Special Education	6
English: Literature	1	Speech-Language Pathology	50
Geography	4	Social Work	37
History	5	Teaching English to Speakers of Other Languages	6
History: Public History	1	Teacher Leadership International Educators	15
Health Education: Community Health Education	8	Teaching English in Secondary Schools	2
Health Education: Health Promotion/Fitness Management	5	Technology	12
Industrial Mathematics Continual Quality Improvement	1	Teaching English to Speakers of Other Languages: Spanish	1
Industrial Mathematics	2	Women's and Gender Studies	1
Total Degrees Awarded: 456			

Degrees Awarded



Gender



Graduation Date

Summer 2016	106 (23.25%)
Fall 2016	122 (26.75%)
Spring 2017	228 (50.00%)
TOTAL	456

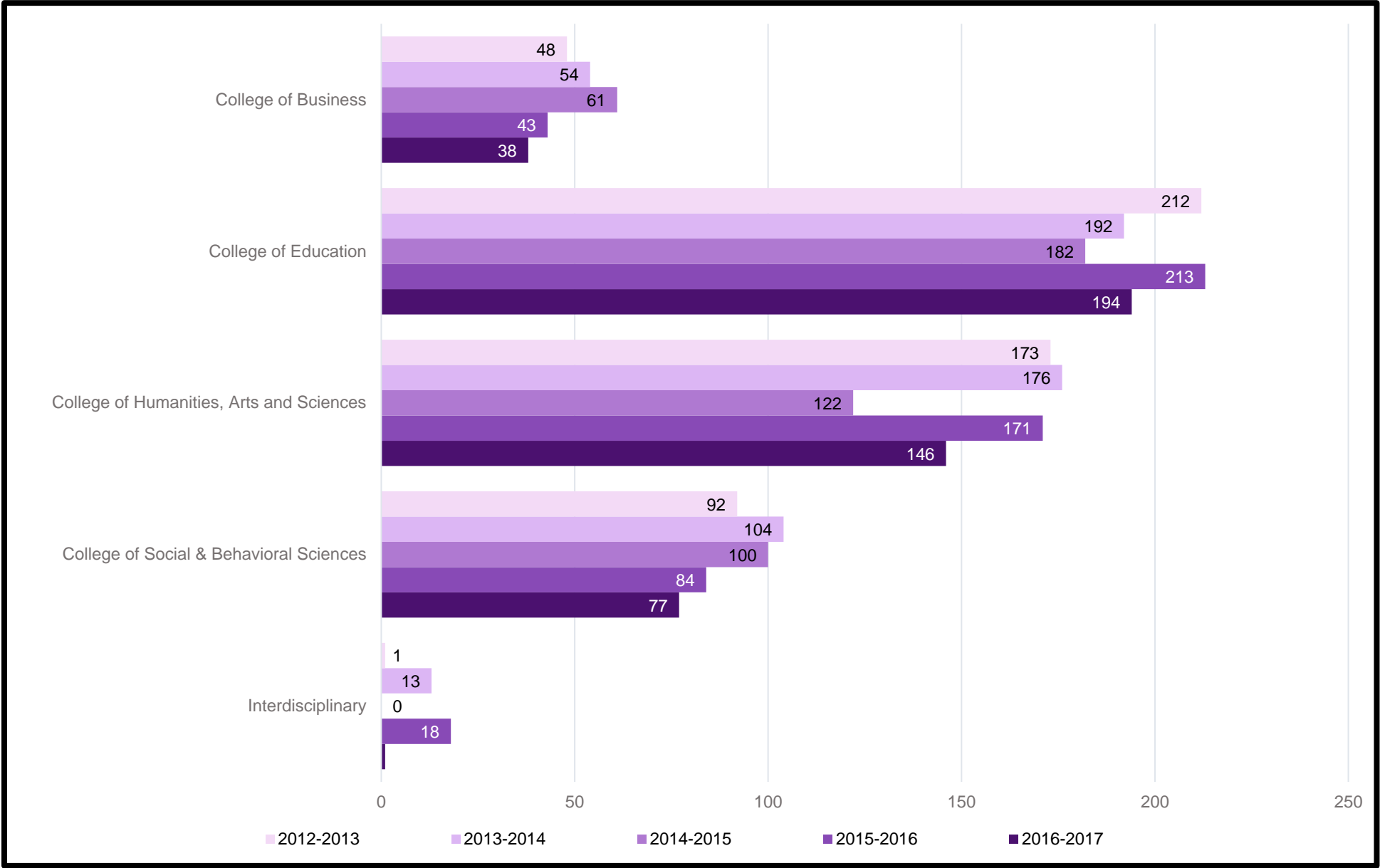
Race

2 or more	9 (1.97%)
American Indian or Alaskan Native	3 (0.66%)
Asian	5 (1.10%)
Black or African American	13 (2.85%)
Hispanic or Latino	7 (1.54%)
Not Available	57 (12.50%)
Unknown/Not Specified	9 (1.97%)
White	353 (77.41%)
TOTAL	456

Age

25 or less	143 (31.36%)
26 – 30	140 (30.70%)
31 – 35	71 (15.57%)
36 – 40	41 (8.99%)
41 – 45	35 (7.68%)
46 – 50	13 (2.85%)
51 or older	13 (2.85%)
TOTAL	456

Graduate College: Number of Majors Awarded per College over 5 Years



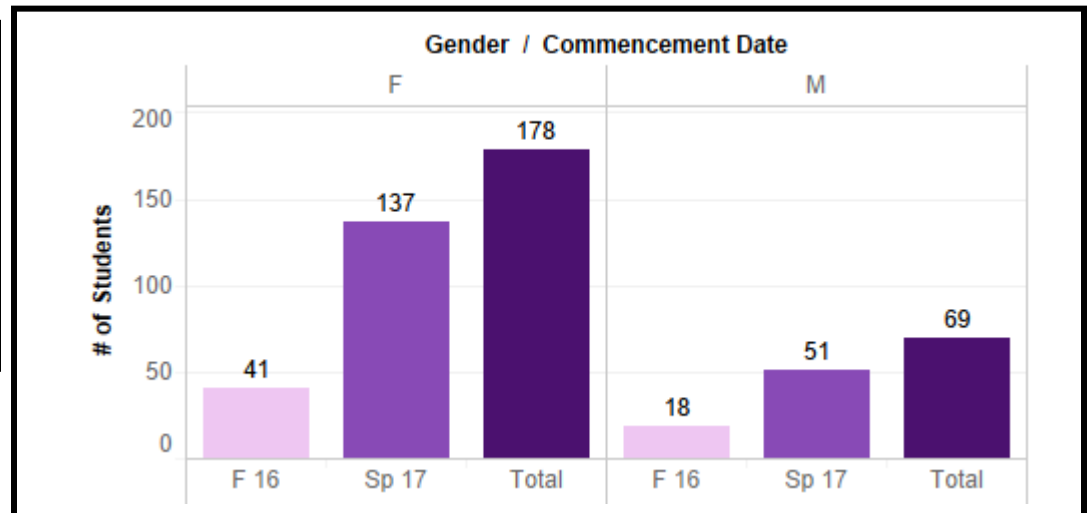
Graduate Program Survey | Methodology

The 2016-2017 Graduate Program Survey was administered by the University of Northern Iowa's Office of Institutional Research and Effectiveness using the online survey tool, Qualtrics. The purpose of the study was for the university to gain feedback about the students' graduate school experiences. The survey results help the university to provide a better graduate experience for future students.

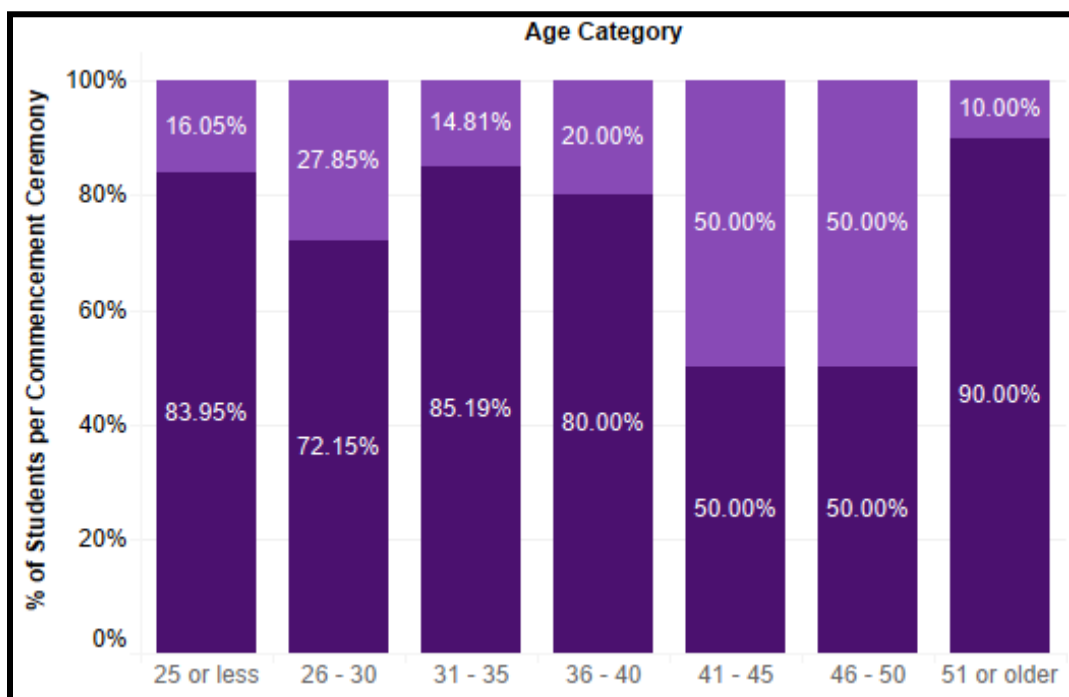
The survey was e-mailed to all graduate students who were eligible to graduate. These students received a campus e-mail starting approximately one month prior to graduation. They were sent five reminder e-mails to complete the survey with the survey closing after commencement. In December 2016, 111 students were eligible for graduation with 59 students (53.2%) completing the survey. In May 2017, 339 students had applied for graduation with 188 students (55.5%) completing the survey. *At UNI, the May 2016 commencement ceremony includes Spring 2017 and Summer 2017 graduates due to the university having no summer commencement ceremony.* Overall, 247 students completed they survey with a 54.9% response rate.

****Please note:** This was the second year the survey has been completed online. In prior years, students completed the survey at their commencement ceremonies.

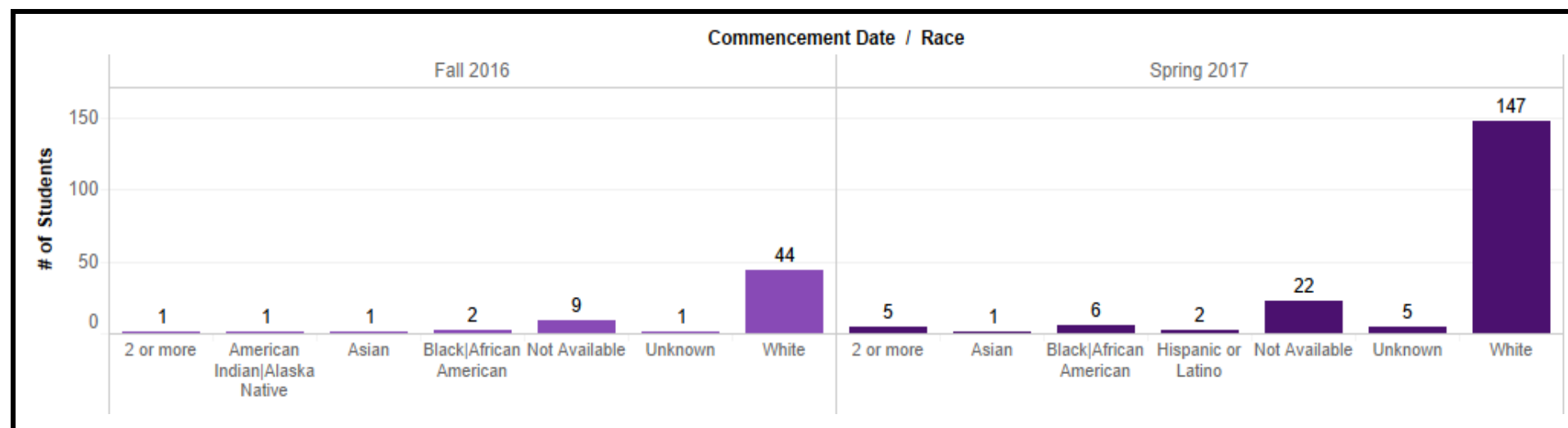
Gender	Commencement Date		Grand Total
	Fall 2016	Spring 2017	
F	69.49%	72.87%	72.06%
M	30.51%	27.13%	27.94%
Grand Total	100.00%	100.00%	100.00%

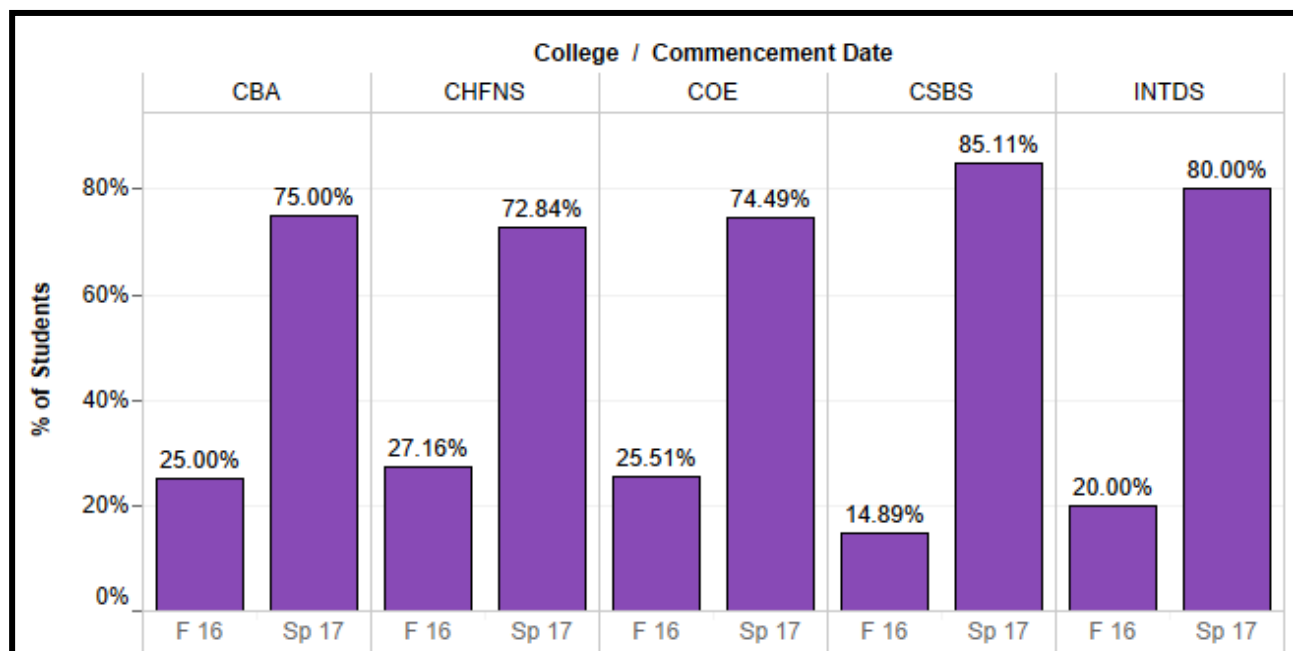


Graduate Program Survey: Response Rate Demographics

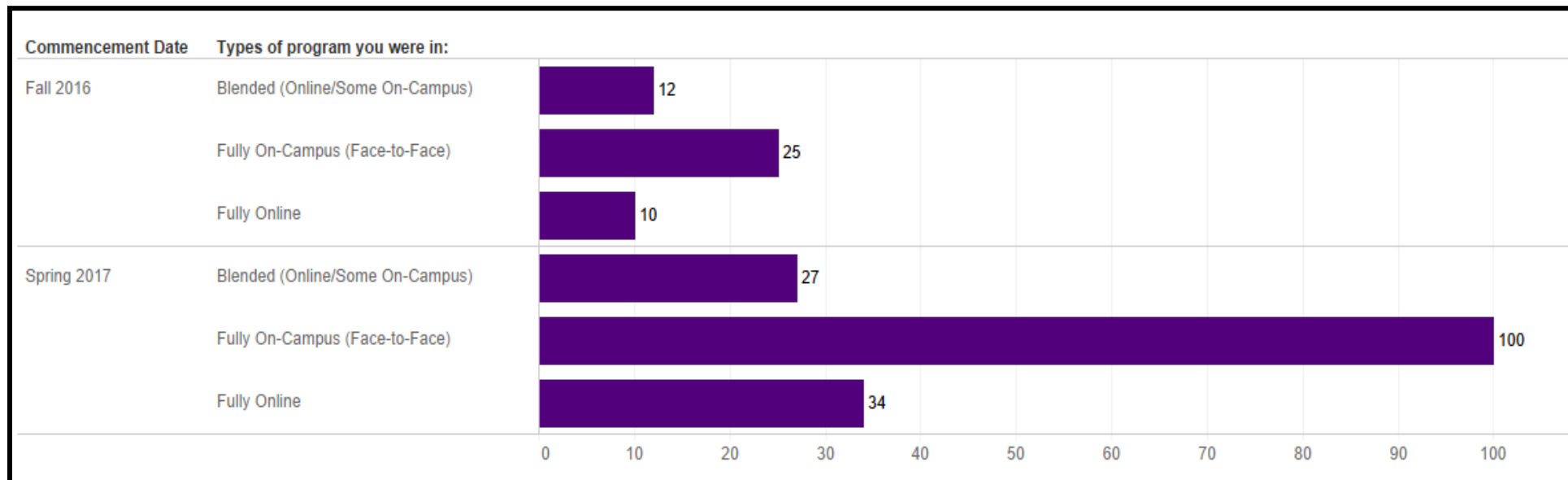


Age Category	Commencement Date		Grand Total
	Fall 2016	Spring 2017	
25 or less	13	68	81
26 - 30	22	57	79
31 - 35	4	23	27
36 - 40	4	16	20
41 - 45	11	11	22
46 - 50	4	4	8
51 or older	1	9	10

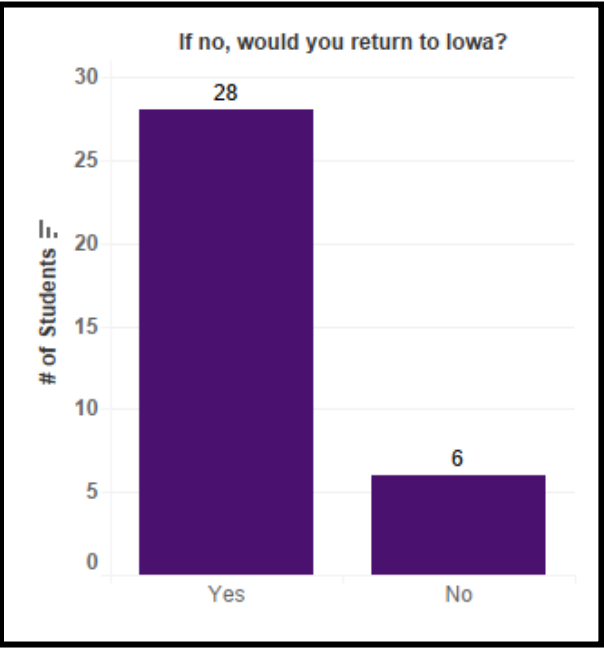
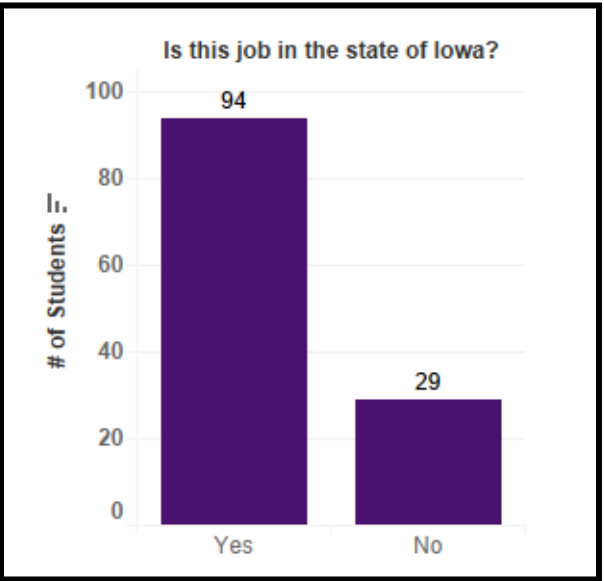
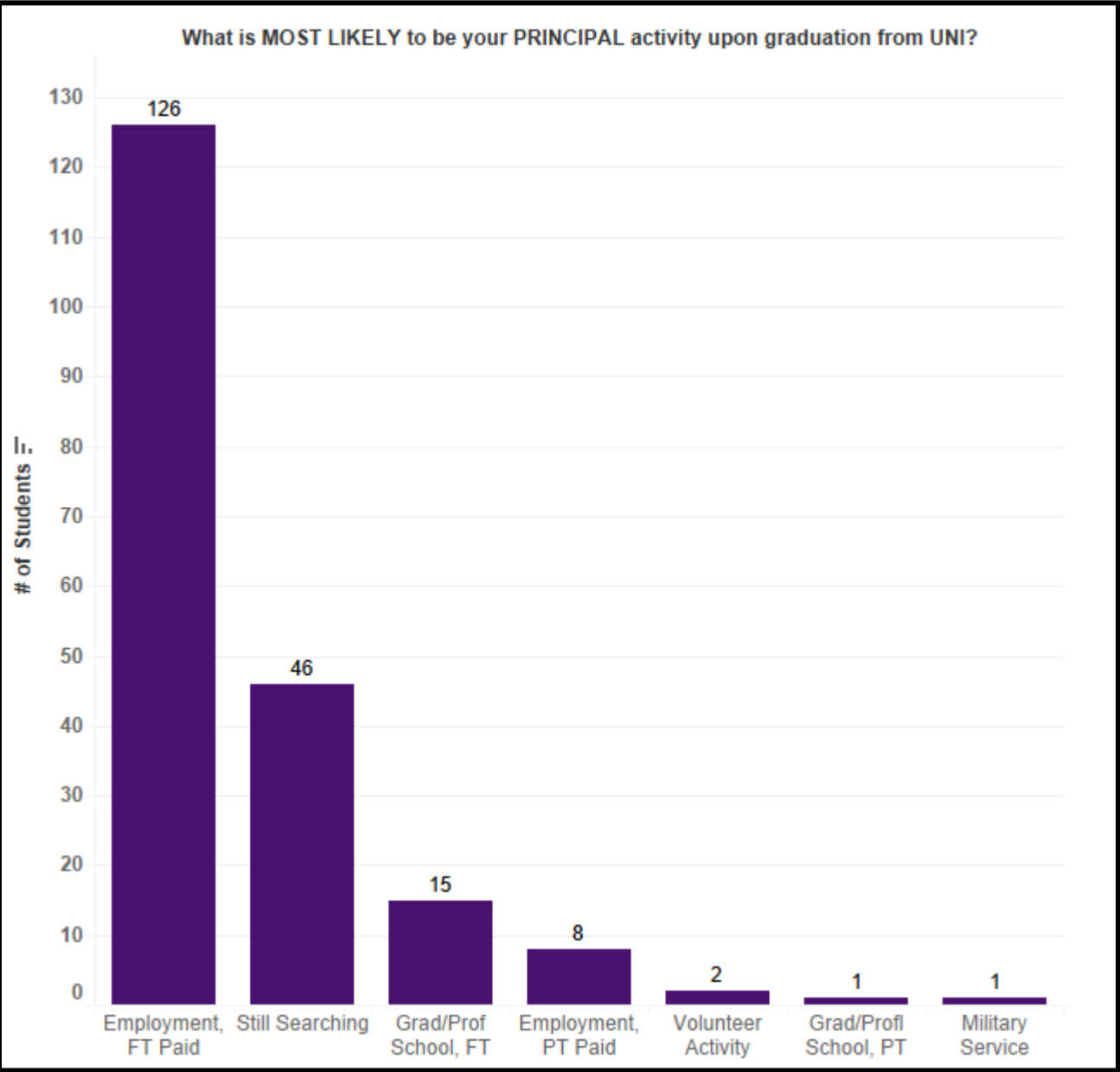




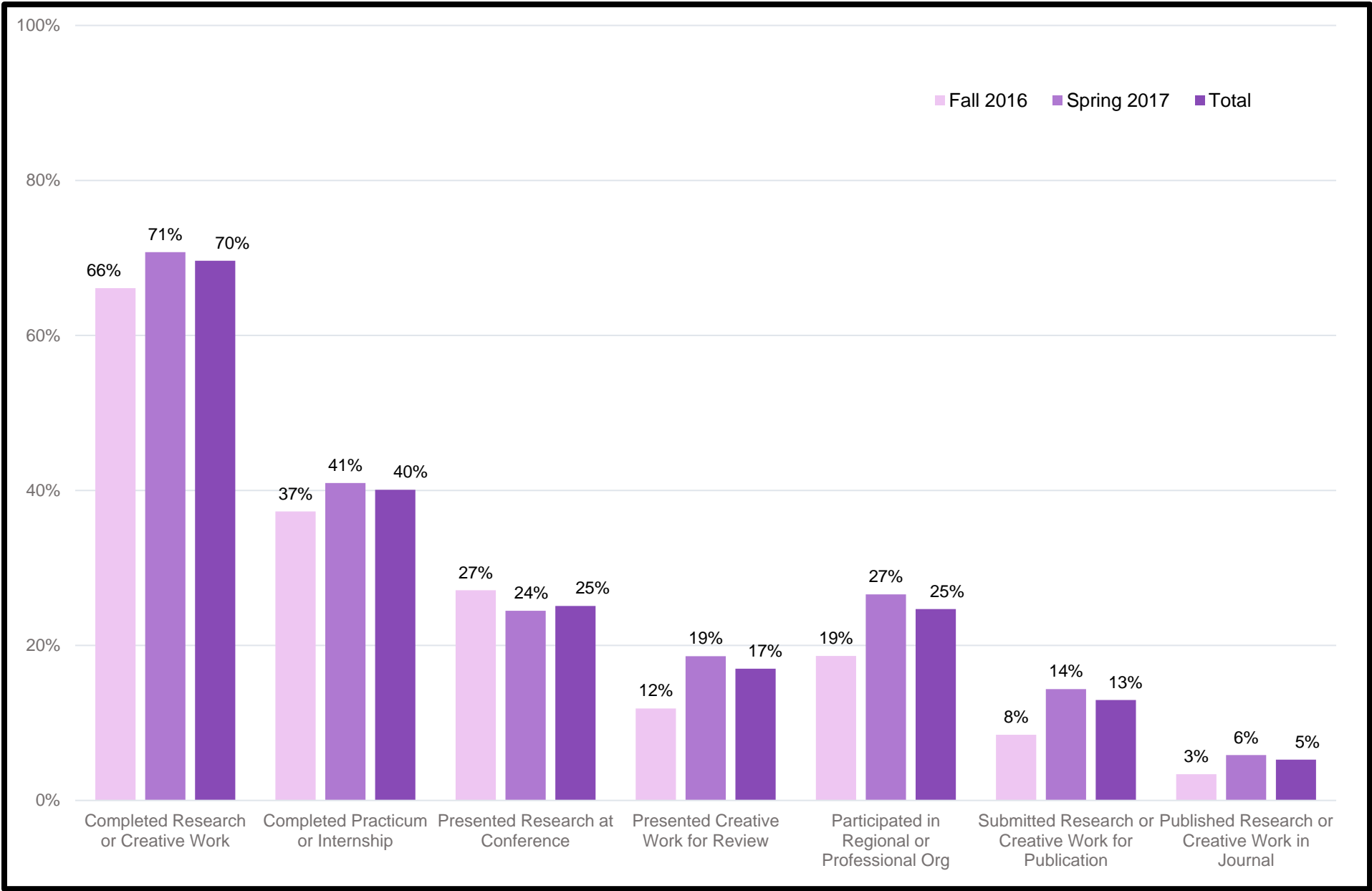
College	Commencement Date		Grand Total
	Fall 2016	Spring 2017	
CBA	5	12	17
CHAS	22	59	81
COE	25	73	98
CSBS	7	40	47
INTDS	1	4	5
Grand Total	60	188	248



Graduate Program Survey: Principal Activity and Location After Graduation

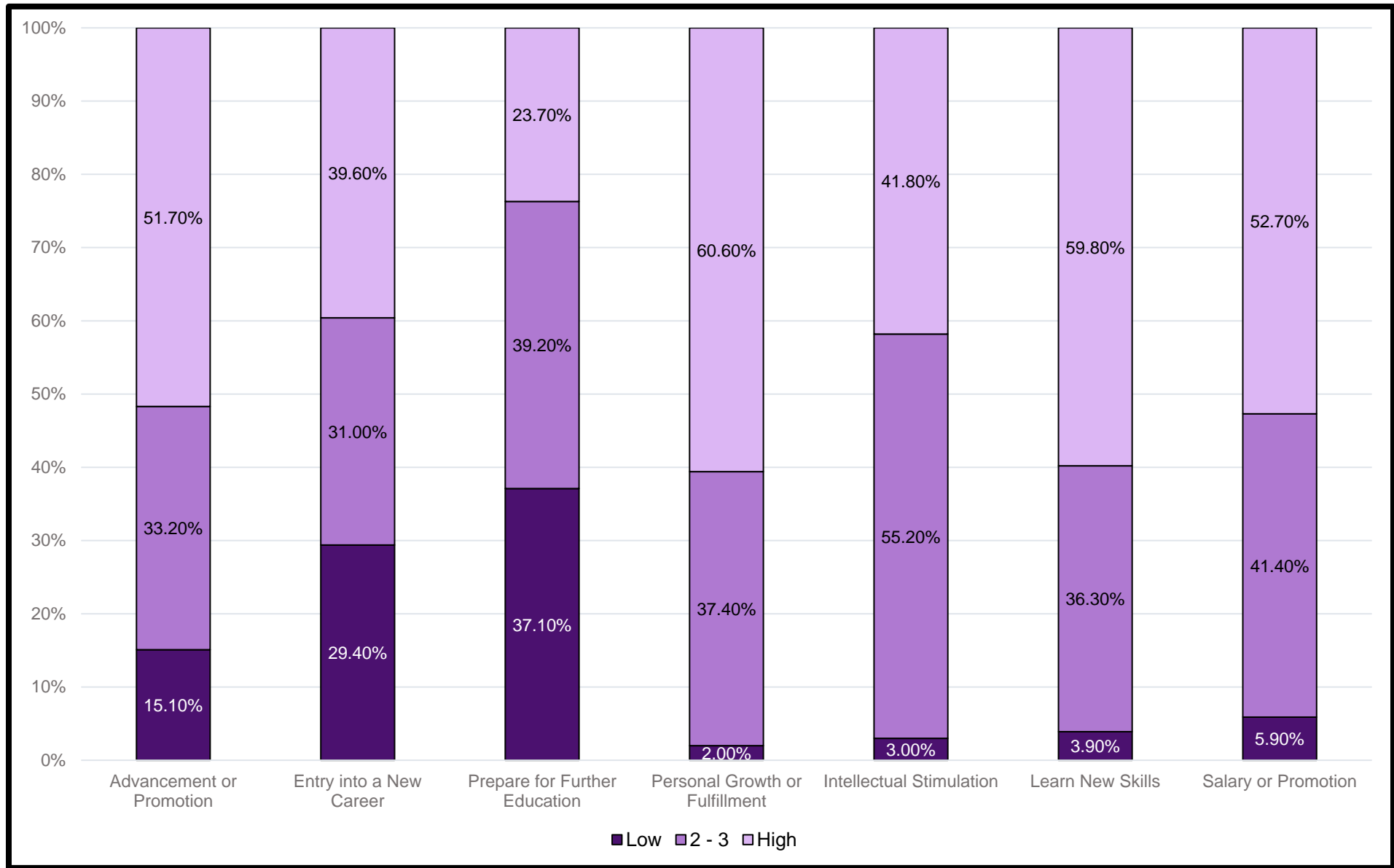


Graduate Program Survey: Activities Students Engaged in at UNI



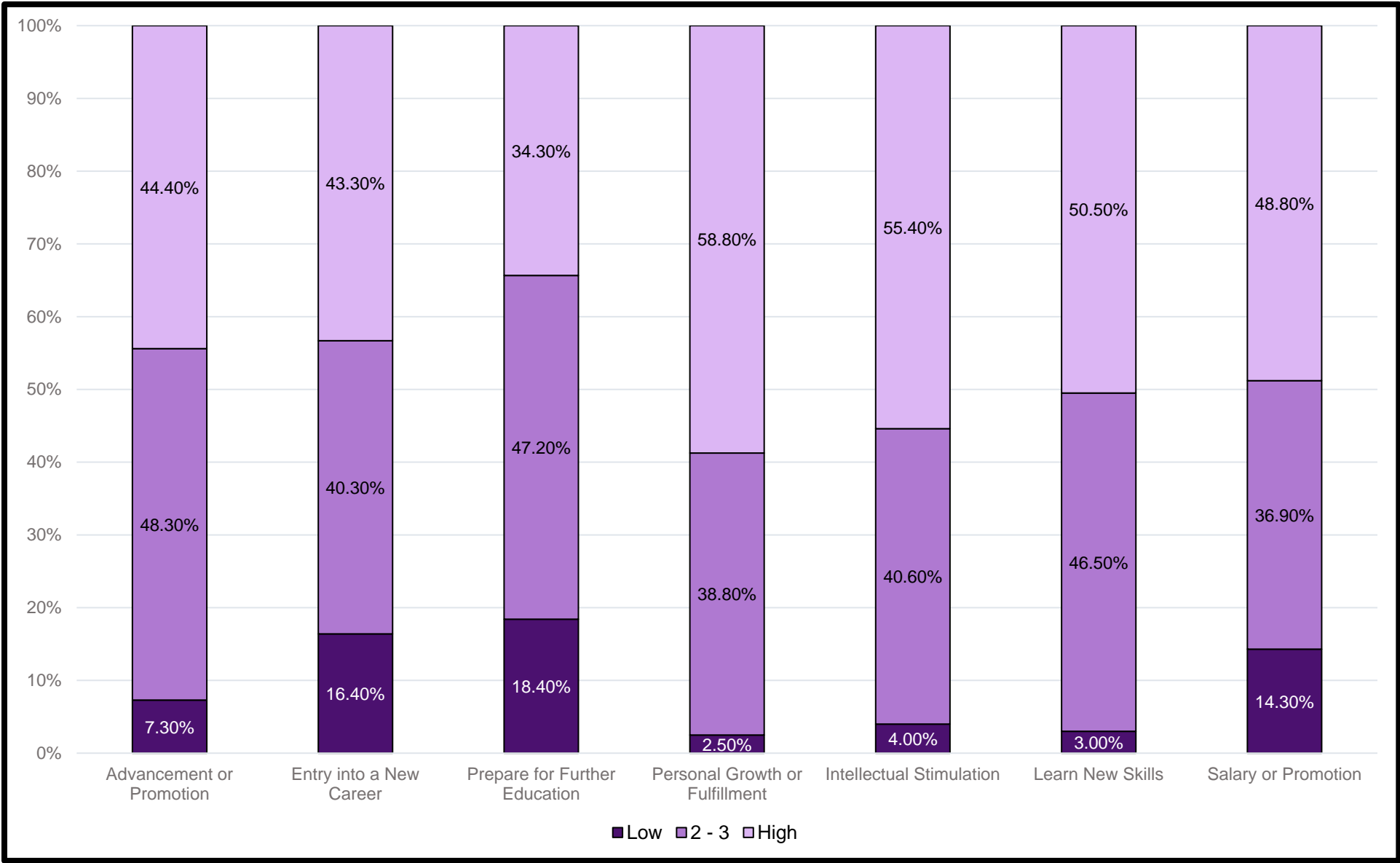
Graduate Program Survey: Reasons for Going to Graduate School

Select the reason why you decided to attend UNI for your graduate education:



Graduate Program Survey: Graduate Education Experience

Please indicate your level of confidence that your graduate experience at UNI will help you achieve the following goals:



Graduate Program Survey: Graduate Education Experience

Please indicate the extent to which you agree or disagree with the following statements...							MEAN	
	N	Strongly Disagree (1)	Disagree (2)	Agree (3)	Strongly Agree (4)	Not Sure (5)	Fall 2016	Spring 2017
Most of the graduate courses I took at UNI were intellectually demanding.	200	7 (3.5%)	11 (5.5%)	90 (45.0%)	92 (46.0%)	0 (0.0%)	3.40	3.31
Most of my graduate instructors were intellectually stimulating.	200	4 (2.0%)	10 (5.0%)	87 (43.5%)	94 (47.0%)	5 (2.5%)	3.44	3.37
My graduate learning experience was cumulative over a series of courses in my program.	200	4 (2.0%)	8 (4.0%)	78 (39.0%)	104 (52.0%)	6 (3.0%)	3.45	3.45
The overall quality of graduate teaching at UNI is excellent.	199	8 (4.0%)	17 (8.5%)	76 (38.2%)	92 (46.2%)	6 (3.0%)	3.44	3.27
The faculty in my graduate program were committed to advancing student learning.	198	9 (4.5%)	7 (3.5%)	66 (33.3%)	109 (55.1%)	7 (3.5%)	3.52	3.42
At least one graduate faculty member showed an active interest in my educational/career goals.	200	5 (2.5%)	6 (3.0%)	42 (21.0%)	133 (66.5%)	14 (7.0%)	3.65	3.62
Most of my courses in my graduate program were readily available when I wanted to take them.	200	7 (3.5%)	11 (5.5%)	68 (34.0%)	105 (52.5%)	9 (4.5%)	3.28	3.46
The UNI community encourages the examination of diverse and controversial ideas in its graduate programs.	200	6 (3.0%)	17 (8.5%)	80 (40.0%)	81 (40.5%)	16 (8.0%)	3.15	3.32
I believe I have received a high quality graduate education from UNI.	200	25 (12.5%)	59 (29.5%)	58 (29.0%)	25 (12.5%)	33 (16.5%)	2.45	2.51
I experienced a strong sense of community with other students in the program.	200	8 (4.0%)	13 (6.5%)	66 (33.0%)	105 (52.5%)	8 (4.0%)	3.58	3.34
I would recommend my graduate program to a prospective graduate student.	199	11 (5.5%)	19 (9.5%)	81 (40.7%)	77 (38.7%)	11 (5.5%)	3.33	3.15
Because of my experience at UNI, I intend to be involved in volunteer service after graduation.	199	10 (5.0%)	12 (6.0%)	62 (31.2%)	105 (52.8%)	10 (5.0%)	3.48	3.36

Graduate Program Survey: Paying for a Graduate Education at UNI

How did you finance your graduate education? (Person may choose more than one. 247 survey respondents)	
Financial Aid	88 (35.63%)
Self-Financed	122 (49.39%)
Employer Reimbursement	22 (8.91%)
Loans (Public and Private)	64 (25.91%)
Graduate College Tuition Scholarship	68 (27.53%)
Graduate College Assistantship(s)	71 (28.74%)
Other Scholarships	26 (10.53%)
Other	15 (6.07%)

Did you receive a Graduate Assistantship?	Yes	77 (38.50%)
	No	123 (61.50%)
	TOTAL	200 (100%)

How many semesters were you awarded a Graduate College Assistantship?	
One (1) Semester	7 (9.86%)
Two (2) Semesters	11 (15.49%)
Three (3) Semesters	15 (21.13%)
Four (4) Semesters	34 (47.89%)
Five (5) Semesters	1 (1.41%)
Six (6) Semesters	3 (4.23%)
TOTAL	71 (100%)

How many semesters were you awarded a Tuition Scholarship?	
One (1) Semester	7 (10.45%)
Two (2) Semesters	17 (25.37%)
Three (3) Semesters	14 (20.90%)
Four (4) Semesters	22 (32.84%)
Five (5) Semesters	3 (4.48%)
Six (6) Semesters	4 (5.97%)
TOTAL	67 (100%)

Appendix A

Graduate Program Survey

CONGRATULATIONS on your graduation! Thank you for completing this survey. Your responses will be used for graduate program improvement and will not be linked in any way to your records. Individual responses to this survey will be confidential. Survey findings will be reported in aggregate only.

Background Information

Student Information

Student Name:

Student ID:

Types of program you were in:

- ☐ Fully On-Campus (Face-to-Face)
- ☐ Fully Online
- ☐ Blended (Online/Some On-Campus)

Name of program:

Scholarly and Academic Activities

Please mark each of the following activities that you participated in during your graduate education at UNI.

- ☐ Completed original research or creative work
- ☐ Submitted original research or creative work for publication to an academic journal
- ☐ Published original research or creative work in an academic journal
- ☐ Presented/performed creative work for professional review (recital, reading, etc.)
- ☐ Presented research at professional conference
- ☐ Participated in other ways in regional or national professional organizations (leadership positions, membership, etc.)
- ☐ Completed a practicum or internship in a professional setting

Below are some reasons for going to graduate school. Select the reason why you decided to attend UNI for your graduate education.

	(Low) 1	2	3	4 (High)
Advancement or promotion in my current career				
Entry into a new career				
Preparation for further graduate education				
Personal growth/fulfillment				
Intellectual stimulation				
To learn new intellectual/technical skills relevant to either my current or future career				
Can lead possibly to an increase in salary or promotion in the workplace				

Please indicate your level of confidence that your graduate experience at UNI will help you achieve the following goals:

	(Low) 1	2	3	4 (High)
Advancement or promotion in my current career				
Entry into a new career				
Preparation for further graduate education				
Personal growth/fulfillment				
Intellectual stimulation				
To learn new intellectual/technical skills relevant to either my current or future career				
Required for entry to work in desired field				

Please indicate the extent to which you agree or disagree with the following statements.

	Strongly Disagree	Disagree	Agree	Strongly Agree	Not Sure
Most of the graduate courses I took at UNI were intellectually demanding					
Most of my graduate instructors were intellectually stimulating					
My graduate learning experience was cumulative over a series of courses in my program					
The overall quality of graduate teaching at UNI is excellent					
The faculty in my graduate program were committed to advancing student learning					
At least one graduate faculty member showed an active interest in my educational/career goals					
Most of my courses in my graduate program were readily available when I wanted to take them					
The UNI community encourages the examination of diverse and controversial ideas in its graduate programs					
Because of my experiences at UNI, I intend to be involved in volunteer service after graduation.					
I believe I have received a high quality graduate education from UNI					
I experienced a strong sense of community with other students in the program					
I would recommend my graduate program to a prospective graduate student					

Did you receive a graduate assistantship award?

- ☐ Yes
- ☐ No

If yes, how did the assistantship contribute to your graduate educational experiences with regard to professional development?

How did you finance your graduate education?

- ☐ Please select all that apply:
- ☐ Financial Aid
- ☐ Self-Financed
- ☐ Employer Reimbursement
- ☐ Loans (public and private)
- ☐ Graduate College Tuition Scholarship
- ☐ Graduate College Assistantship(s)
- ☐ Other Scholarships
- ☐ Other (please specify) _____

How many semesters were you awarded a Graduate College Tuition Scholarship?



How many semester were you awarded a Graduate College Assistantship?



Plans following graduation

- ☐ What is MOST LIKELY to be your PRINCIPAL activity upon graduation from UNI?
- ☐ Still searching for opportunities
- ☐ Employment, full-time paid
- ☐ Employment, part-time paid
- ☐ Graduate or professional school, full-time
- ☐ Graduate or professional school, part-time
- ☐ Additional undergraduate coursework
- ☐ Military service
- ☐ Volunteer activity
- ☐ Other, please specify: _____

Employment Information

Job Title:

Name of Employing Organization:

City:

State: _____

Start Date:

Annual Salary Range (\$)

- ☐ Under \$30,000
- ☐ \$30,000 - \$50,000
- ☐ \$50,000 - \$75,000
- ☐ \$75,000 - \$100,000
- ☐ Over \$100,000

Is this job in the state of Iowa?

- ☐ Yes
- ☐ No

Would you return to Iowa in the future if given the chance?

- ☐ Yes
- ☐ No

Plans for Further Education

What are your continuing education plans?

- ☐ Accepted to another graduate/professional program
- ☐ Currently applying to programs, not yet accepted

Which best describes your educational status?

- ☐ Full-time
- ☐ Part-time

Please provide the following:

Institution Name: _____

City:

State:

Degree Program:

Start Date:

Degree Level Sought:

Additional Information

Please list the name(s) of any faculty members who have had a positive influence on your development as a graduate student at UNI.

Please list the name(s) of any staff members who have had a positive influence on your development as a graduate student at UNI.

NOTE: By clicking the arrow right, you will be completed with the survey. You are allowed to go back and change any answers before you submit, but after clicking the arrow right, you will have submitted this survey.