

Graduate Program Survey 2015 - 2016



Megan Vogt, Research Analyst
University of Northern Iowa
Institutional Research and Effectiveness

Table of Contents

Overview – Graduate College

Graduate College: Degrees Awarded Summer 2015 – Spring 2016	1 - 3
Number of Majors Awarded per College over 5 Years.....	4

Graduate Program Survey

Methodology.....	5
Response Rate.....	6 - 7
Principal Activity After Graduation	8
Activities Student Engaged in at UNI	9 - 10
Reasons for Going to Graduate School	11
Graduate Education Experience	12 - 13
Paying for a Graduate Education at UNI	14
Survey Form	Appendix A



UNI Graduate College

Kavita Dhanwada
Dean of the Graduate College

Barbara Cutter
Associate Dean for Graduate Academic Affairs

Susie Schwieger
Director of Graduate Student Life

Lisa Steimel
Secretary IV

Rubina Chowdhury
Secretary II

Janet Witt
Clerk IV

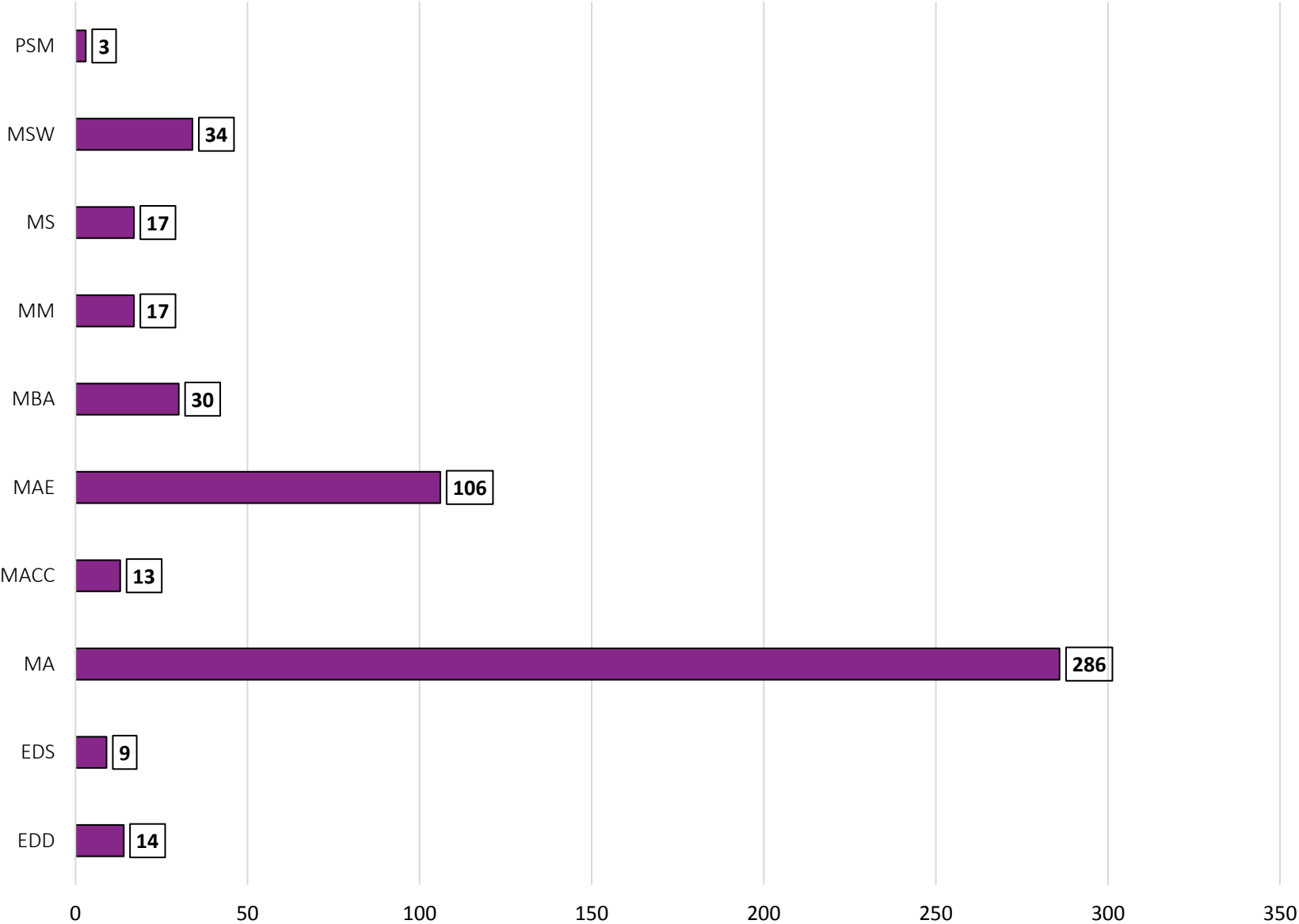
- **Fall 2015 Graduate Student Enrollment:** 1,812
- **2015 - 2016 Degrees Awarded:** 529

The section following will provide an overview of graduate degrees awarded from the 2015-2016 academic year. 529 students were granted degrees at this time from 72 different programs.

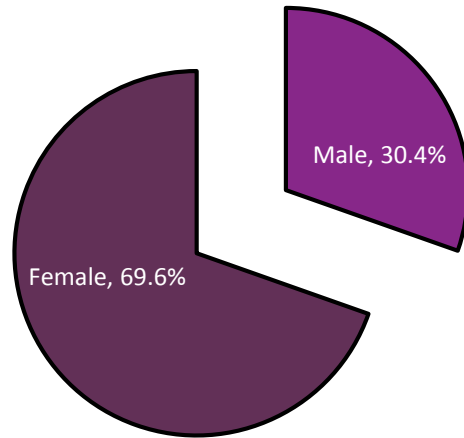
Overview – Graduate College: Degrees Awarded Summer 2015 – Spring 2016 (Total Degrees Awarded = 529)

Program	Degrees	Program	Degrees
Accounting	13	Math: Community College Teaching	11
Allied Health, Recreation, & Community Services	1	Mathematics: Math Emphasis	2
Athletic Training	2	Mathematics: Secondary Teaching	9
Biology	5	Music	3
Business Administration	30	Music Education	9
C & I: Education of the Gifted	1	Performance: Voice	2
Communication Studies: Communication Education	2	Philanthropy/Nonprofit Develop	16
Communication Studies: General Communication	4	Physical Education: Kinesiology	11
Communication Studies: Organizational Communication	2	Physical Education: Scientific Bases of Physical Education	2
Communication Studies: Performance Studies	3	Piano Performance & Pedagogy	2
Composition	1	Post-Sec Ed: Student Affairs	21
Computer Science	1	Performance: Wind/Percussion/Keyboard/Strings	2
Counseling: Clinical Mental Health	11	Principalship	54
Counseling: School Counseling	13	Psychology: Clinical Science	2
Early Childhood Education	7	Psychology: Social Psychology	5
Educational Psychology:Context & Teaching Assessment	8	Rehabilitation Studies	1
Educational Psychology - School Psychology	9	Social Work:2-Year Trauma Informed Practice	11
Educational Psych: Professional Development for Teachers	12	Social Work: Advanced Social Administration	6
Education (Curriculum & Instruction)	6	Social Work: Advanced Trauma Informed Practice	17
Education (Leadership)	1	School Library Studies	15
English: Creative Writing	4	Science Education	9
English: English Studies	2	Social Science	5
English: Literature	3	Spanish	2
French	1	Spanish: Teaching Emphasis	2
Geography	1	Special Ed: Field Specialization	13
History	9	Special Education	2
History: Public History	4	Speech-Language Pathology	49
Health Education: Community Health Education	3	TESOL/Spanish	3
Health Ed: Health Promo/Fitness Management	2	Teaching English to Speakers of Other Languages	11
Industrial Math Continuous Quality Improvement	1	Teaching Students with Visual Impairments	1
Industrial Mathematics	2	Teaching English in Secondary Schools	6
Instructional Technology	17	Technology	5
Jazz Pedagogy	1	Technology: Engineering Management	1
Leisure, Youth & Human Services	14	Technology: Manufacturing Technology	1
Literacy Education	10	Technology: Manufacturing Materials	2
Math for the Middle Grades 4-8	8	Women's and Gender Studies	2

Degrees Awarded



Gender



Graduation Date

Summer 2015

185 (35.0%)

Fall 2015

140 (26.5%)

Spring 2016

204 (38.6%)

TOTAL

529 (100.0%)

Race

2 or more

2 (0.4%)

American Indian or Alaskan Native

2 (0.4%)

Asian

5 (0.9%)

Black or African American

11 (2.1%)

Hispanic or Latino

4 (0.8%)

Not Available

51 (9.6%)

Unknown/Not Specified

7 (1.3%)

White

447 (84.5%)

TOTAL

529 (100.0%)

Age

25 or less

132 (25.0%)

26 – 30

183 (34.6%)

31 – 35

89 (16.8%)

36 – 40

57 (10.8%)

41 – 45

29 (5.5%)

46 – 50

13 (2.5%)

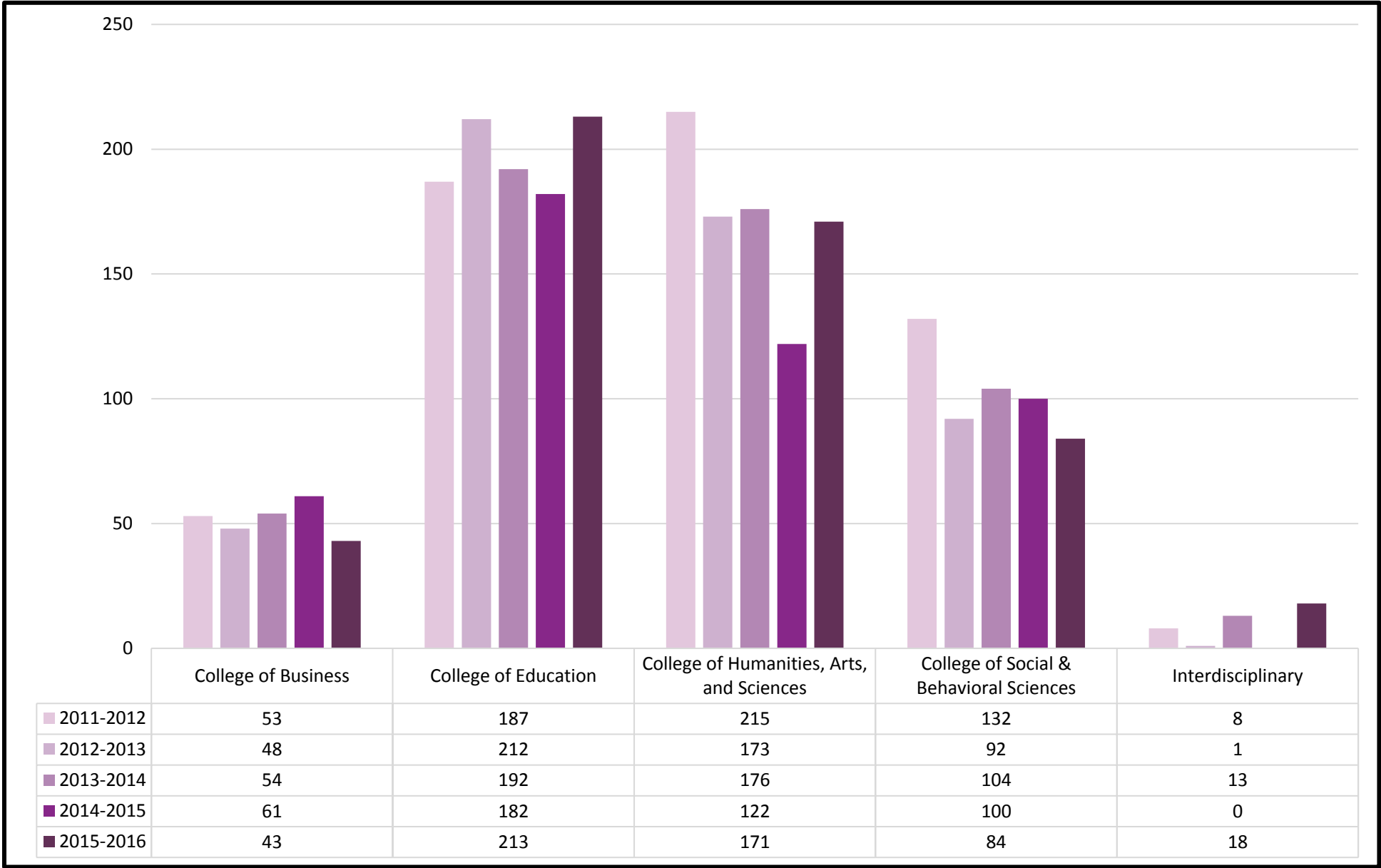
51 or older

26 (4.9%)

TOTAL

529 (100.0%)

Overview – Graduate College: Number of Majors Awarded per College over 5 Years

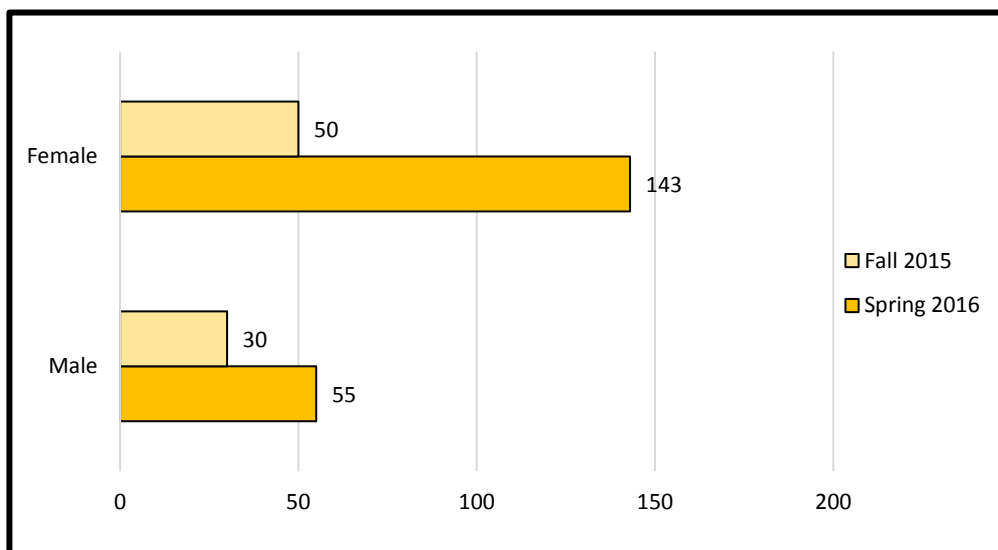


Graduate Program Survey | Methodology

The 2015-2016 Graduate Program Survey was administered by the University of Northern Iowa's Office of Institutional Research and Effectiveness using the online survey tool, Qualtrics. The purpose of the study was for the university to gain feedback about the students' graduate school experiences. The survey results help the university to provide a better graduate experience for future students.

The survey was e-mailed to all graduate students who were eligible to graduate and had applied for graduation. These students received a campus e-mail starting approximately one month prior to graduation. They were sent six reminder e-mails to complete the survey with the survey closing after commencement. In December 2015, 146 students had applied for graduation with 80 students (54.8%) completing the survey. In May 2016, 303 students had applied for graduation with 198 students (65.4%) completing the survey. *At UNI, the May 2016 commencement ceremony includes Spring 2016 and Summer 2016 graduates due to the university having no summer commencement ceremony.* Overall, 278 students completed the survey with a 61.9% response rate.

****Please note:** This was the first year the survey has been completed online. In prior years, students completed the survey at their commencement ceremonies.



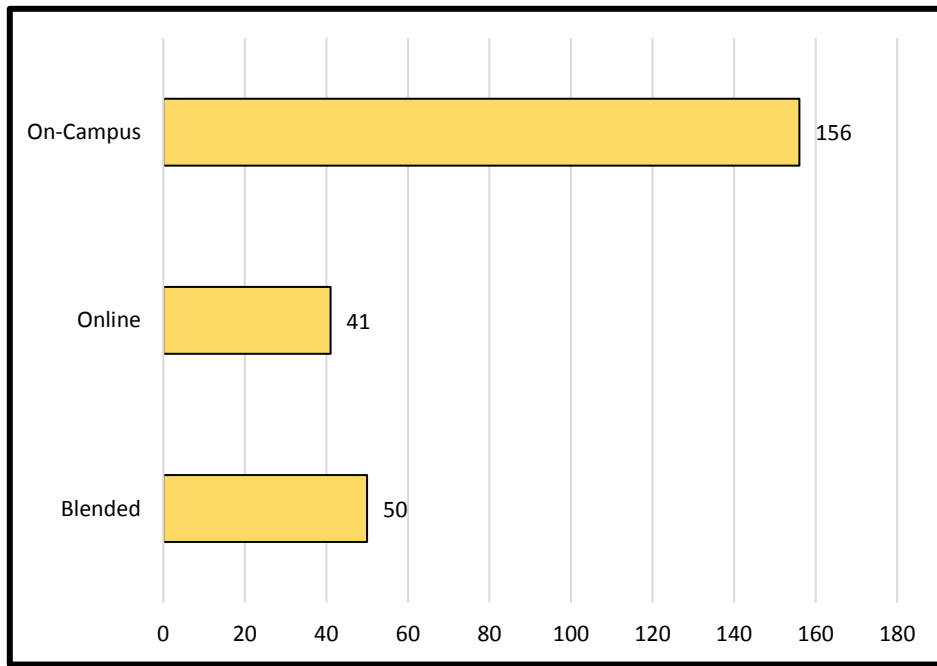
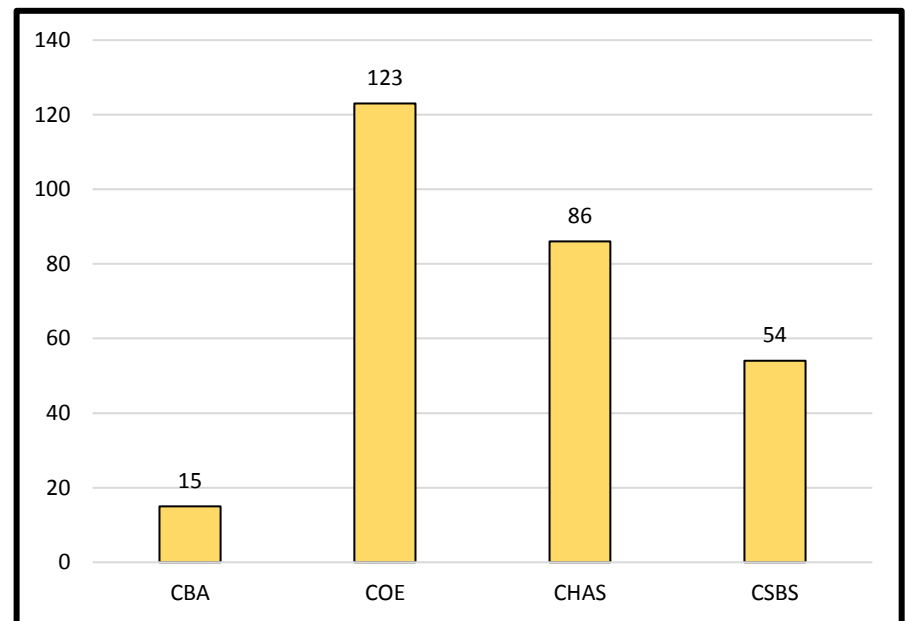
Gender	
Female	193 (69.4%)
Male	85 (30.6%)
TOTAL	278 (100.0%)

Graduate Program Survey: Response Rate Demographics

Age	
25 or less	91 (32.7%)
26-30	94 (33.8%)
31-35	38 (13.7%)
36-40	24 (8.6%)
41-45	15 (5.4%)
46-50	4 (1.4%)
51 or older	12 (4.3%)
TOTAL	278 (100.0%)

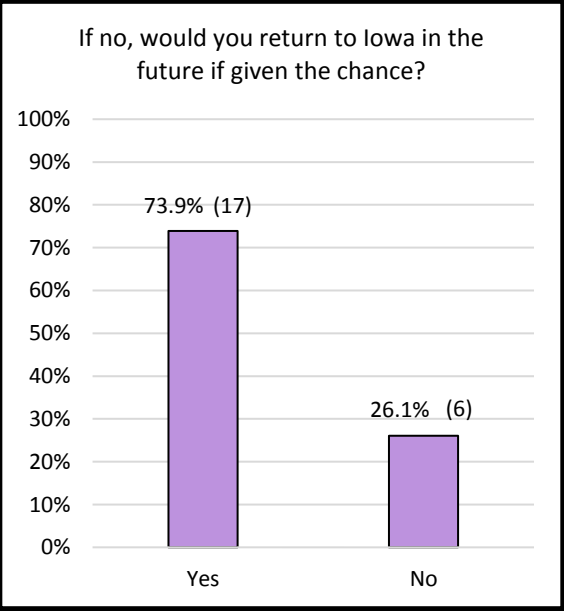
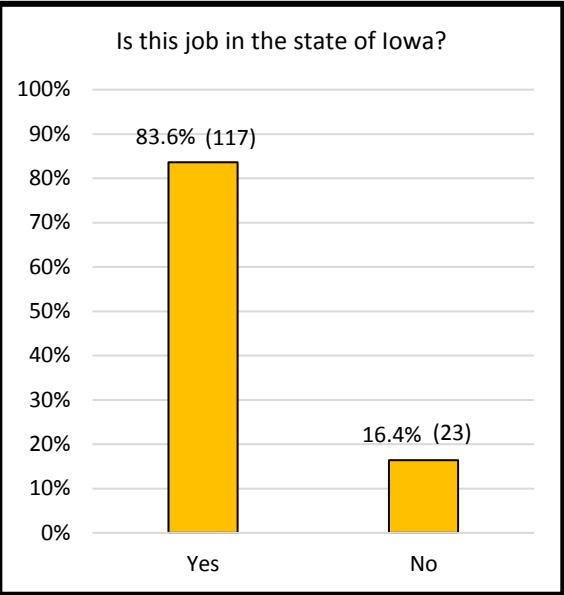
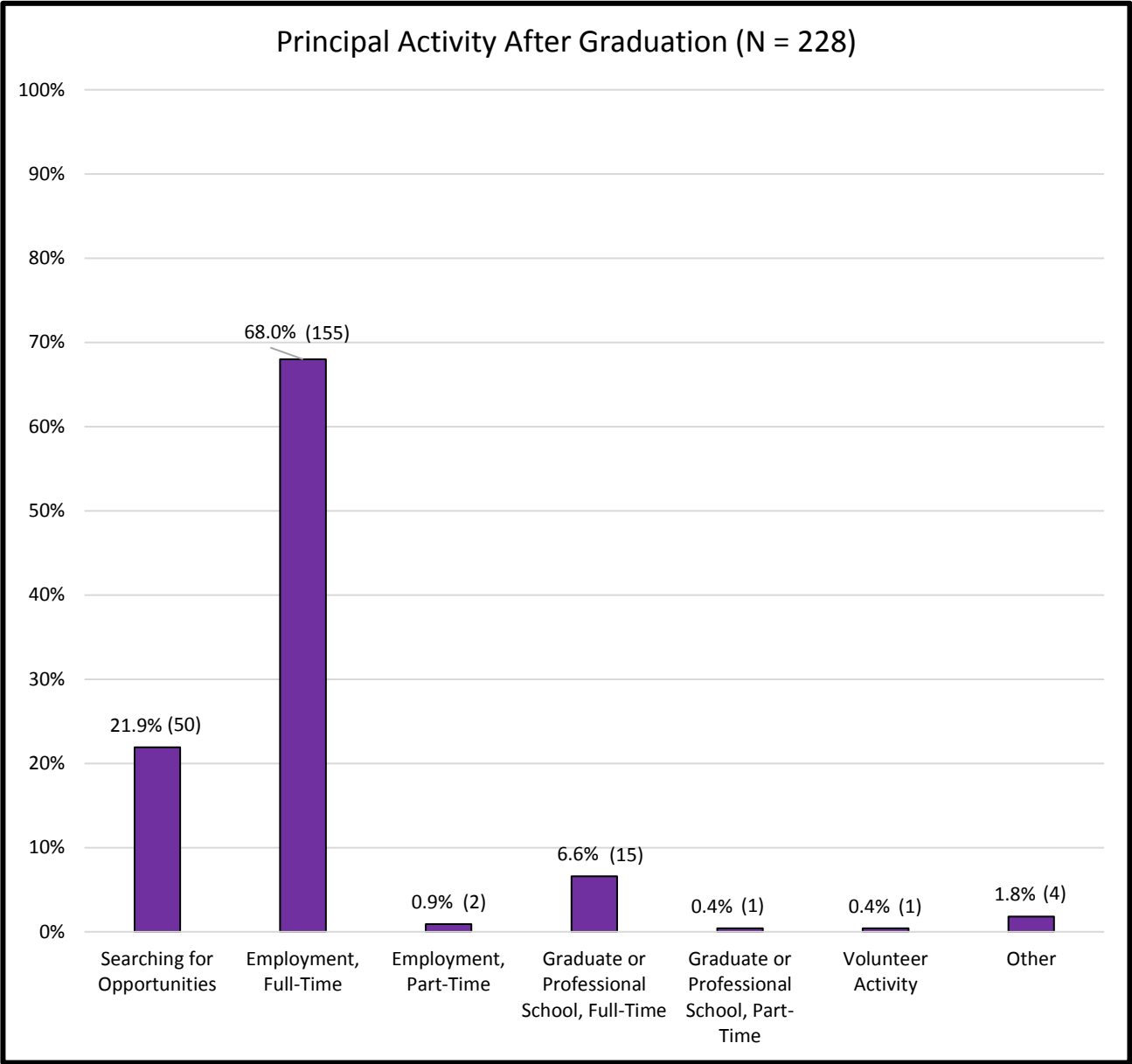
Race/Ethnicity	American Indian or Alaskan Native	Asian	Black or African American	Hispanic or Latino	Not Available	Unknown	White
Fall 2015	0 (0.0%)	0 (0.0%)	3 (3.8%)	1 (1.3%)	9 (11.3%)	0 (0.0%)	67 (83.8%)
Spring 2016	2 (1.0%)	1 (0.5%)	5 (2.5%)	3 (1.5%)	21 (10.6%)	4 (2.0%)	162 (81.8%)
Total	2 (0.7%)	1 (0.4%)	8 (2.9%)	4 (1.4%)	30 (10.8%)	4 (1.4%)	229 (82.4%)

COLLEGE	Fall 2015 N	Spring 2016 N	TOTAL N
College of Business Administration (CBA)	6 (7.5%)	9 (4.5%)	15 (5.4%)
College of Education (COE)	35 (43.8%)	88 (44.4%)	123 (44.2%)
College of Humanities, Arts & Sciences (CHAS)	32 (40.0%)	54 (27.3%)	86 (30.9%)
College of Social & Behavioral Sciences (CSBS)	7 (8.8%)	47 (23.7%)	54 (19.4%)
TOTAL	80 (100.0%)	198 (100.0%)	278 (100.0%)

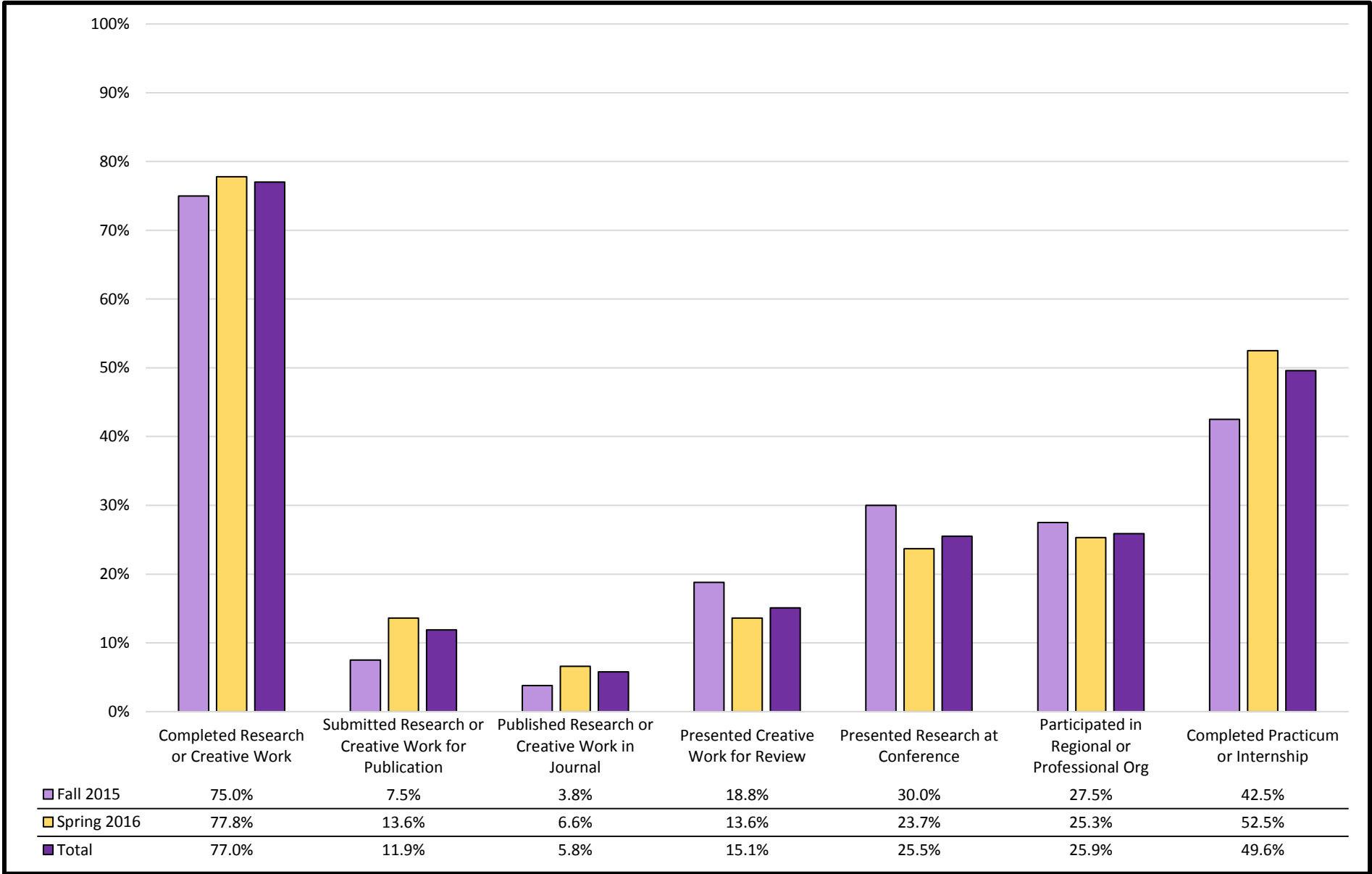


Type of Program	Fall 2015 N	Spring 2016 N	TOTAL N
Fully On-Campus	37 (53.6%)	119 (66.9%)	156 (63.2%)
Fully Online	11 (15.9%)	30 (16.9%)	41 (16.6%)
Blended Courses	21 (30.4%)	29 (16.3%)	50 (20.2%)
TOTAL	69 (100.0%)	178 (100.0%)	247 (100.0%)

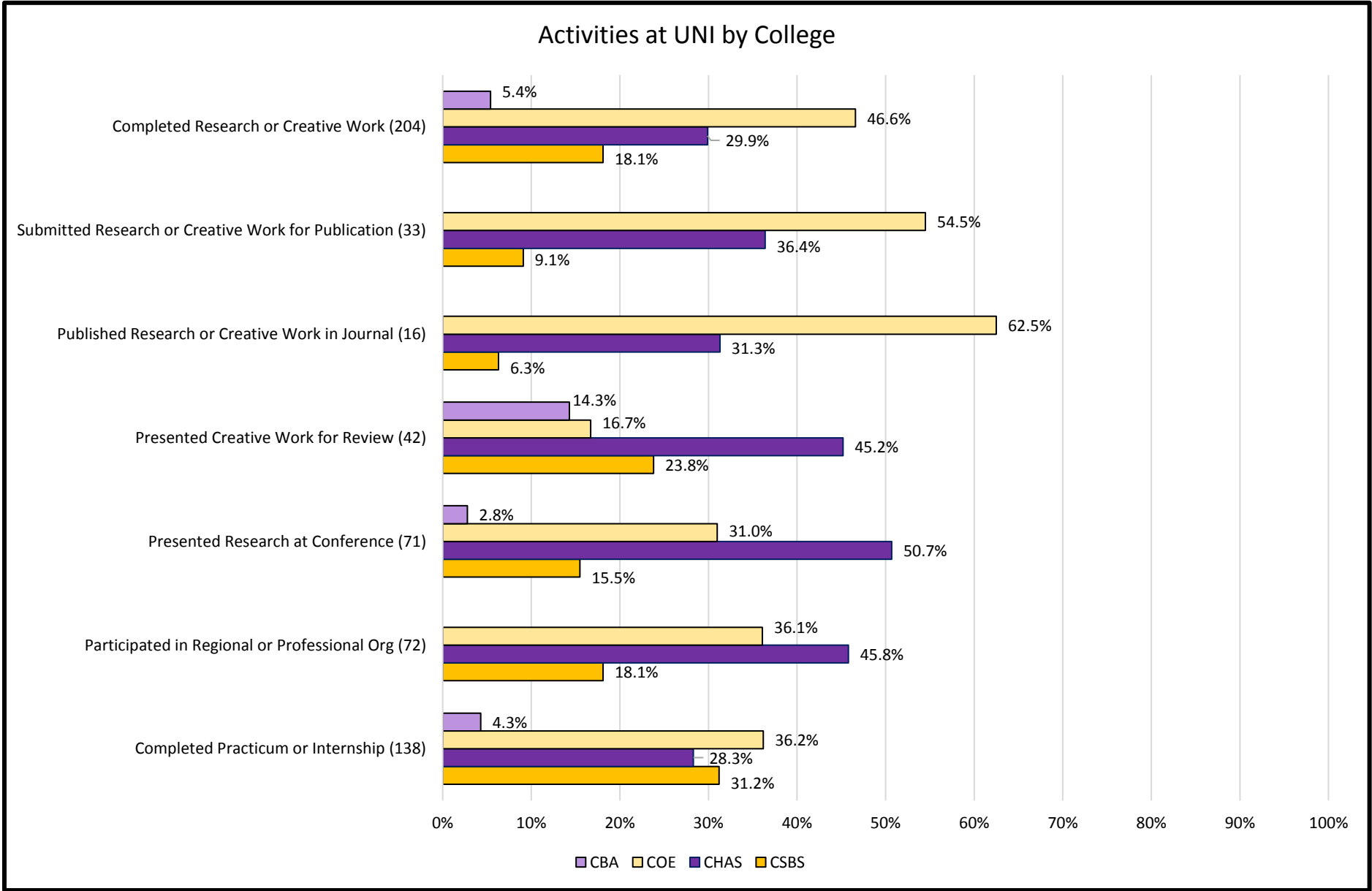
Graduate Program Survey: Principal Activity and Location After Graduation



Graduate Program Survey: Activities Students Engaged in at UNI

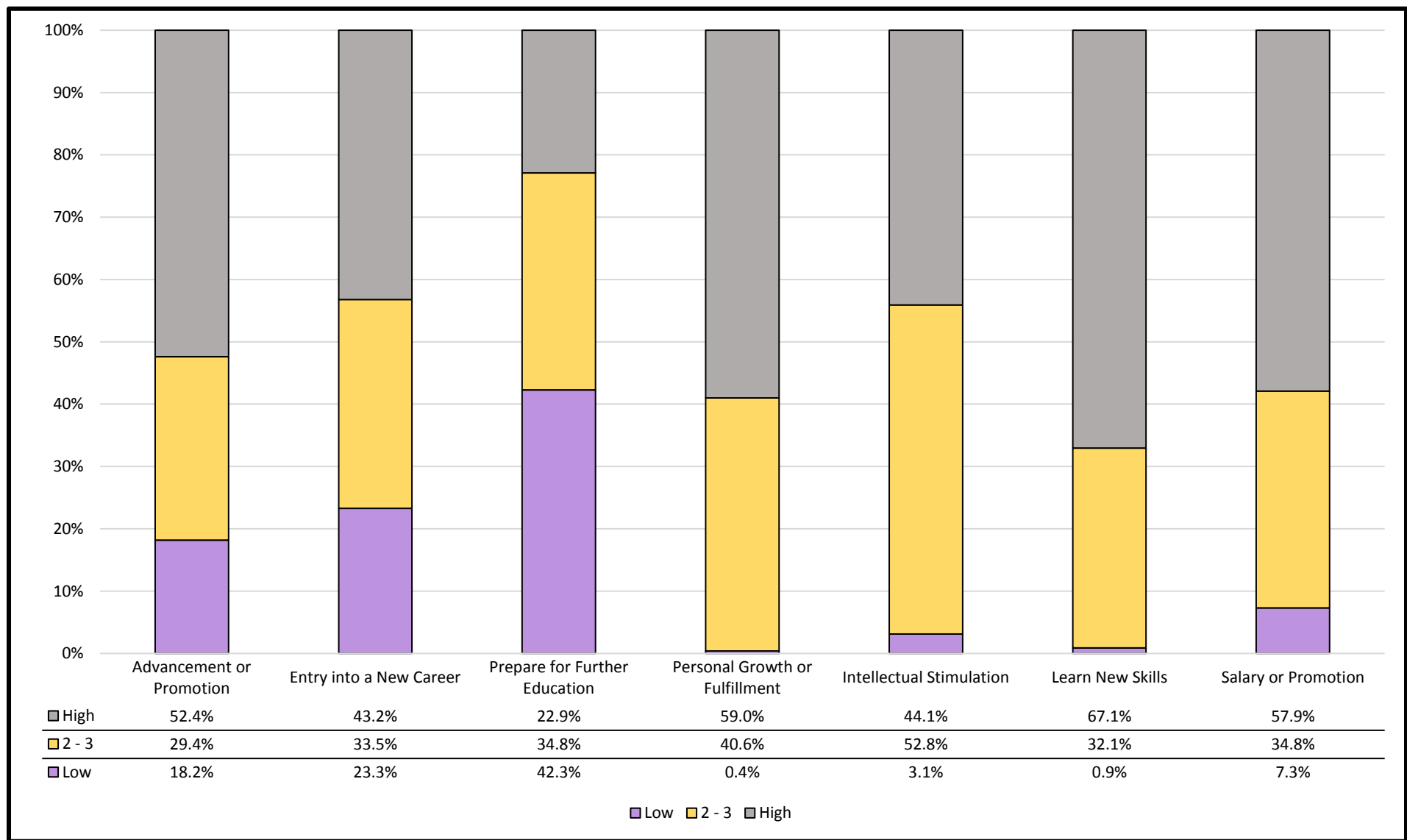


Graduate Program Survey: Activities Students Engaged in at UNI (Breakdown by College)



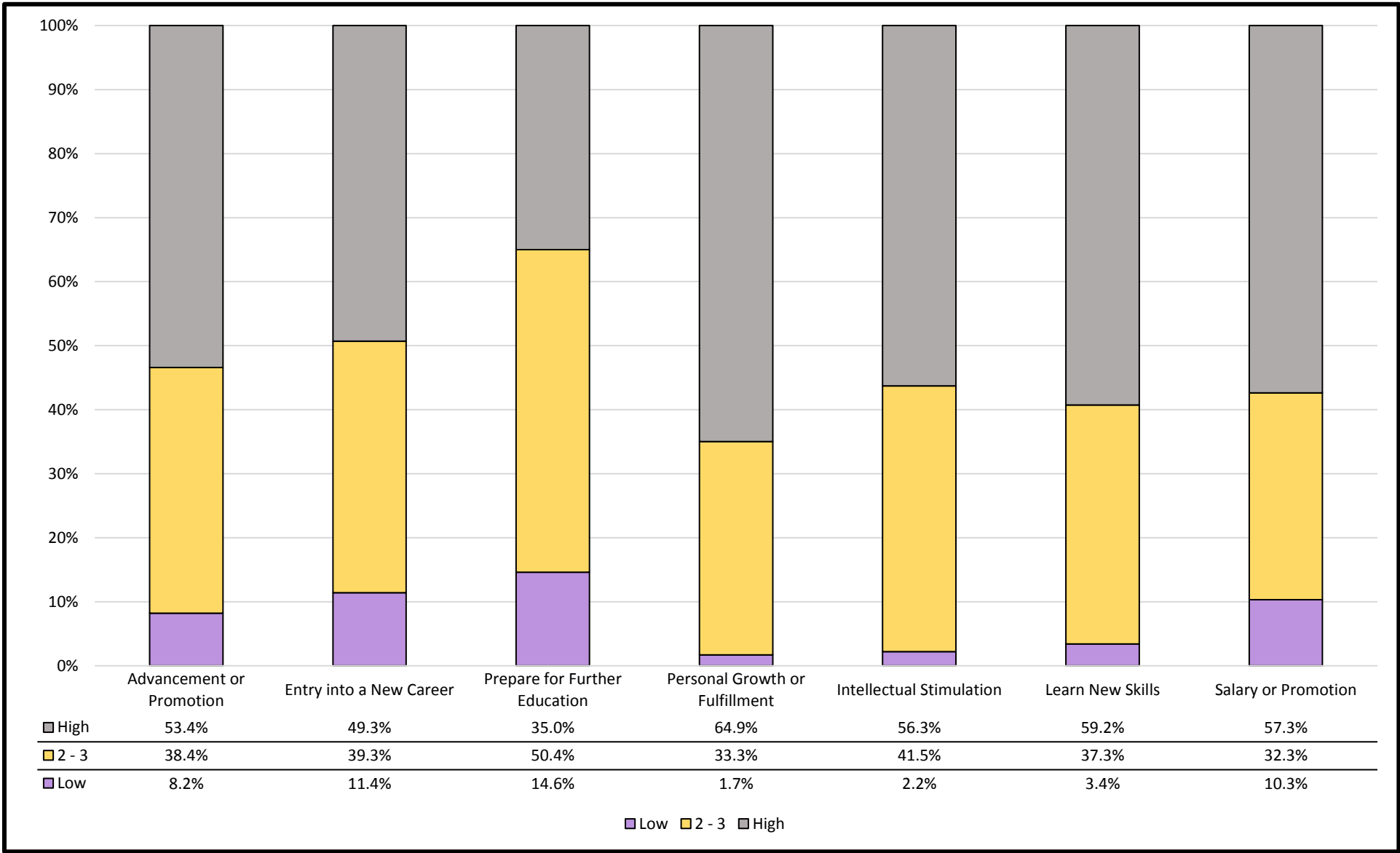
Graduate Program Survey: Reasons for Going to Graduate School

Select the reason why you decided to attend UNI for your graduate education:



Graduate Program Survey: Graduate Education Experience

Please indicate your level of confidence that your graduate experience at UNI will help you achieve the following goals:



Graduate Program Survey: Graduate Education Experience

Please indicate the extent to which you agree or disagree with the following statements...							MEAN	
	N	Strongly Disagree (1)	Disagree (2)	Agree (3)	Strongly Agree (4)	Not Sure (5)	Fall 2015	Spring 2016
Most of the graduate courses I took at UNI were intellectually demanding.	228	6 (2.6%)	12 (5.3%)	109 (47.8%)	101 (44.3%)	0 (0.0%)	3.45	3.30
Most of my graduate instructors were intellectually stimulating.	228	4 (1.8%)	18 (7.9%)	97 (42.5%)	108 (47.4%)	1 (0.4%)	3.41	3.34
My graduate learning experience was cumulative over a series of courses in my program.	228	2 (0.9%)	12 (5.3%)	89 (39.0%)	122 (53.5%)	3 (1.3%)	3.52	3.45
The overall quality of graduate teaching at UNI is excellent.	228	8 (3.5%)	19 (8.3%)	86 (37.7%)	105 (46.1%)	10 (4.4%)	3.35	3.31
The faculty in my graduate program were committed to advancing student learning.	228	3 (1.3%)	7 (3.1%)	84 (36.8%)	125 (54.8%)	9 (3.9%)	3.62	3.47
At least one graduate faculty member showed an active interest in my educational/career goals.	228	3 (1.3%)	8 (3.5%)	45 (19.7%)	161 (70.6%)	11 (4.8%)	3.74	3.65
Most of my courses in my graduate program were readily available when I wanted to take them.	227	7 (3.1%)	25 (11.0%)	62 (27.3%)	126 (55.5%)	7 (3.1%)	3.44	3.38
The UNI community encourages the examination of diverse and controversial ideas in its graduate programs.	228	3 (1.3%)	15 (6.6%)	92 (40.4%)	100 (43.9%)	18 (7.9%)	3.35	3.39
I believe I have received a high quality graduate education from UNI.	227	6 (2.6%)	16 (7.0%)	82 (36.1%)	114 (50.2%)	9 (4.0%)	3.39	3.40
I experienced a strong sense of community with other students in the program.	228	12 (5.3%)	33 (14.5%)	76 (33.3%)	99 (43.4%)	8 (3.5%)	3.08	3.23
I would recommend my graduate program to a prospective graduate student.	228	13 (5.7%)	18 (7.9%)	65 (28.5%)	115 (50.4%)	17 (7.5%)	3.27	3.36
Because of my experience at UNI, I intend to be involved in volunteer service after graduation.	228	21 (9.2%)	57 (25.0%)	65 (28.5%)	35 (15.4%)	50 (21.9%)	2.72	2.61

Graduate Program Survey: Paying for a Graduate Education at UNI

How did you finance your graduate education? (Person may choose more than one. N = 260)	
Financial Aid	95 (36.5%)
Self-Financed	133 (51.2%)
Employer Reimbursement	23 (8.8%)
Loans (Public and Private)	80 (30.8%)
Graduate College Tuition Scholarship	74 (28.5%)
Graduate College Assistantship(s)	83 (31.9%)
Other Scholarships	46 (17.7%)
Other	17 (6.5%)

Did you receive a Graduate Assistantship?	Yes	88 (38.6%)
	No	140 (61.4%)
	TOTAL	228 (100.0%)

How many semesters were you awarded a Graduate College Assistantship?	
One (1) Semester	14 (18.9%)
Two (2) Semesters	20 (27.0%)
Three (3) Semesters	11 (14.9%)
Four (4) Semesters	24 (32.4%)
Five (5) Semesters	3 (4.1%)
Six (6) Semesters	2 (2.7%)
TOTAL	74 (100.0%)

How many semesters were you awarded a Tuition Scholarship?	
One (1) Semester	8 (9.6%)
Two (2) Semesters	20 (24.1%)
Three (3) Semesters	16 (19.3%)
Four (4) Semesters	35 (42.2%)
Five (5) Semesters	0 (0.0%)
Six (6) Semesters	4 (4.8%)
TOTAL	83 (100.0%)

Appendix A

UNI Graduate College - Spring 2016 End of Program Survey

Spring 2016 Graduate Student Survey

CONGRATULATIONS on your graduation! Thank you for completing this survey. Your responses will be used for graduate program improvement and will not be linked in any way to your records. Individual responses to this survey will be confidential. Survey findings will be reported in aggregate only.

Background Information

Student Information

Student Name

Student ID

Types of program you were in:

Fully On-Campus (Face-to-Face)

Fully Online

Blended (Online/Some On-Campus)

Name of program:

Scholarly and Academic Activities

Please mark each of the following activities that you participated in during your graduate education at UNI.

Completed original research or creative work

Submitted original research or creative work for publication to an academic journal

Published original research or creative work in an academic journal

Presented/performed creative work for professional review (recital, reading, etc.)

Presented research at professional conference

Participated in other ways in regional or national professional organizations (leadership positions, membership, etc.)

Completed a practicum or internship in a professional setting

Below are some reasons for going to graduate school. Select the reason why you decided to attend UNI for your graduate education.

	(Low) 1	2	3	4 (High)
Advancement or promotion in my current career	<input type="radio"/>	<input type="radio"/>	<input type="radio"/>	<input type="radio"/>
Entry into a new career	<input type="radio"/>	<input type="radio"/>	<input type="radio"/>	<input type="radio"/>
Preparation for further graduate education	<input type="radio"/>	<input type="radio"/>	<input type="radio"/>	<input type="radio"/>
Personal growth/fulfillment	<input type="radio"/>	<input type="radio"/>	<input type="radio"/>	<input type="radio"/>
Intellectual stimulation	<input type="radio"/>	<input type="radio"/>	<input type="radio"/>	<input type="radio"/>
To learn new intellectual/technical skills relevant to either my current or future career	<input type="radio"/>	<input type="radio"/>	<input type="radio"/>	<input type="radio"/>
Can lead possibly to an increase in salary or promotion in the workplace	<input type="radio"/>	<input type="radio"/>	<input type="radio"/>	<input type="radio"/>

Please indicate your level of confidence that your graduate experience at UNI will help you achieve the following goals:

	(Low) 1	2	3	4 (High)
Advancement or promotion in my current career	<input type="radio"/>	<input type="radio"/>	<input type="radio"/>	<input type="radio"/>
Entry into a new career	<input type="radio"/>	<input type="radio"/>	<input type="radio"/>	<input type="radio"/>
Preparation for further graduate education	<input type="radio"/>	<input type="radio"/>	<input type="radio"/>	<input type="radio"/>
Personal growth/fulfillment	<input type="radio"/>	<input type="radio"/>	<input type="radio"/>	<input type="radio"/>
Intellectual stimulation	<input type="radio"/>	<input type="radio"/>	<input type="radio"/>	<input type="radio"/>
To learn new intellectual/technical skills relevant to either my current or future career	<input type="radio"/>	<input type="radio"/>	<input type="radio"/>	<input type="radio"/>
Required for entry to work in desired field	<input type="radio"/>	<input type="radio"/>	<input type="radio"/>	<input type="radio"/>

Please indicate the extent to which you agree or disagree with the following statements

Strongly Disagree Disagree Agree Strongly Agree Not Sure

	Strongly Disagree	Disagree	Agree	Strongly Agree	Not Sure
Most of the graduate courses I took at UNI were intellectually demanding	<input type="radio"/>	<input type="radio"/>	<input type="radio"/>	<input type="radio"/>	<input type="radio"/>
Most of my graduate instructors were intellectually stimulating	<input type="radio"/>	<input type="radio"/>	<input type="radio"/>	<input type="radio"/>	<input type="radio"/>
My graduate learning experience was cumulative over a series of courses in my program	<input type="radio"/>	<input type="radio"/>	<input type="radio"/>	<input type="radio"/>	<input type="radio"/>
The overall quality of graduate teaching at UNI is excellent	<input type="radio"/>	<input type="radio"/>	<input type="radio"/>	<input type="radio"/>	<input type="radio"/>
The faculty in my graduate program were committed to advancing student learning	<input type="radio"/>	<input type="radio"/>	<input type="radio"/>	<input type="radio"/>	<input type="radio"/>
At least one graduate faculty member showed an active interest in my educational/career goals	<input type="radio"/>	<input type="radio"/>	<input type="radio"/>	<input type="radio"/>	<input type="radio"/>
Most of my courses in my graduate program were readily available when I wanted to take them	<input type="radio"/>	<input type="radio"/>	<input type="radio"/>	<input type="radio"/>	<input type="radio"/>
The UNI community encourages the examination of diverse and controversial ideas in its graduate programs	<input type="radio"/>	<input type="radio"/>	<input type="radio"/>	<input type="radio"/>	<input type="radio"/>
Because of my experiences at UNI, I intend to be involved in volunteer service after graduation.	<input type="radio"/>	<input type="radio"/>	<input type="radio"/>	<input type="radio"/>	<input type="radio"/>
I believe I have received a high quality graduate education from UNI	<input type="radio"/>	<input type="radio"/>	<input type="radio"/>	<input type="radio"/>	<input type="radio"/>
I experienced a strong sense of community with other students in the program	<input type="radio"/>	<input type="radio"/>	<input type="radio"/>	<input type="radio"/>	<input type="radio"/>
I would recommend my graduate program to a prospective graduate student	<input type="radio"/>	<input type="radio"/>	<input type="radio"/>	<input type="radio"/>	<input type="radio"/>

Did you receive a graduate assistantship award?

Yes

No

If yes, how did the assistantship contribute to your graduate educational experiences with regard to professional development?

How did you finance your graduate education?

Please select all that apply:

Financial Aid

Self-Financed

Employer Reimbursement

Loans (public and private)

Graduate College Tuition Scholarship

Graduate College Assistantship(s)

Other Scholarships

Other (please specify)

How many semesters were you awarded a Graduate College Tuition Scholarship?

0 1 2 3 4 5 6

Number of
Semesters

How many semester were you awarded a Graduate College Assistantship?

0 1 2 3 4 5 6

Number of
Semesters

Plans following graduation

What is MOST LIKELY to be your PRINCIPAL activity upon graduation from UNI?

Still searching for opportunities

Employment, full-time paid

Employment, part-time paid

Graduate or professional school, full-time

Graduate or professional school, part-time

Additional undergraduate coursework

Military service

Volunteer activity

Other, please specify:

Employment Information

Job Title:

Name of Employing Organization:

City:

State:

Start Date:

Annual Salary Range (\$)

Under \$30,000

\$30,000 - \$50,000

\$50,000 - \$75,000

\$75,000 - \$100,000

Over \$100,000

Is this job in the state of Iowa?

Yes

No

Would you return to Iowa in the future if given the chance?

Yes

No

Plans for Further Education

What are your continuing education plans?

Accepted to another graduate/professional program

Currently applying to programs, not yet accepted

Which best describes your educational status?

Full-time

Part-time

Please provide the following:

Institution Name:

City:

State:

Degree Program:

Start Date:

Degree Level Sought:

Additional Information

Please list the name(s) of any faculty members who have had a positive influence on your development as a graduate student at UNI.

Please list the name(s) of any staff members who have had a positive influence on your development as a graduate student at UNI.

NOTE: By clicking the arrow right, you will be completed with the survey. You are allowed to go back and change any answers before you submit, but after clicking the arrow right, you will have submitted this survey.

Powered by Qualtrics