

Student Financial Aid 2010-11

Institution: University of Northern Iowa (154095)

User ID: P1540951

Overview

IPEDS Student Financial Aid Component Overview Public Academic Reporters

Welcome to the Student Financial Aid (SFA) component of the U.S. Department of Education's Integrated Postsecondary Education Data System (IPEDS)!

The purpose of the SFA component is to collect information about financial aid provided to various groups of undergraduate students at your institution.

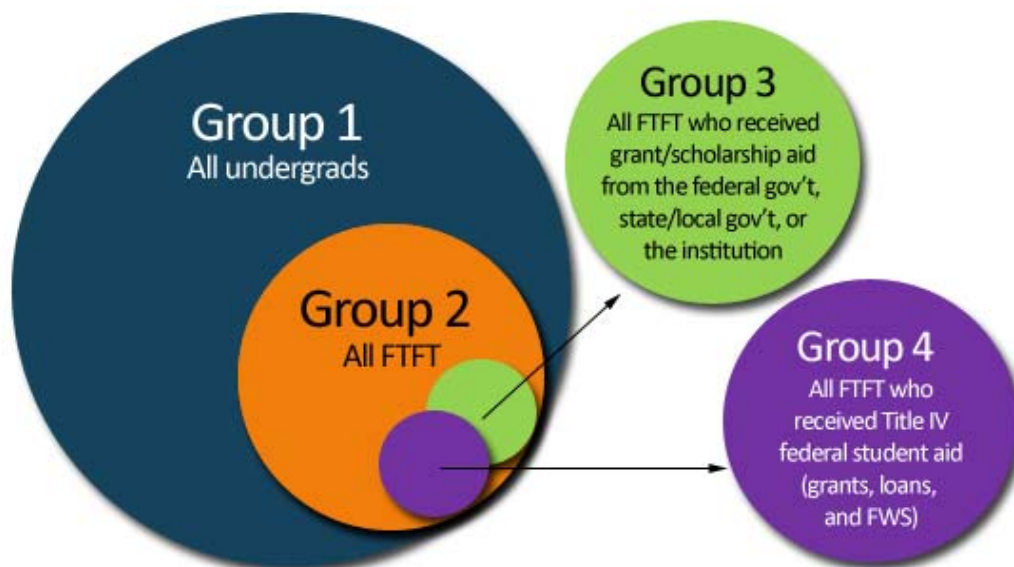
BEFORE YOU BEGIN

You will need the following materials to complete this survey:

- SFA instructions
- Counts and dollars amounts of different types of aid received by the following students in the 2009-10 full financial aid year:
 - Group 1.** All undergraduate students
 - Group 2.** Of the students in Group 1, those who are full-time, first-time degree/certificate-seeking students
 - Group 3.** Of the students in Group 2, those paying in-state or in-district tuition who received grant or scholarship aid from the federal government, state/local government, or the institution
 - Group 4.** Of the students in Group 2, those paying in-state or in-district tuition who received Title IV federal student aid
- Living arrangement information for Group 3 and Group 4 students in the 2009-10 full financial aid year
- Income categories for Group 4 students in the 2009-10 full financial aid year

KEY CONCEPTS**Groups**

In this component, you will be asked to report information regarding different groups of students. See below for a visual representation of these various groups.



Aid Received

Throughout the instructions, the word "received" refers to financial aid that was awarded to, and accepted by, a student. This amount may differ from the aid amount that is disbursed to a student.

Interactive Edits and Error Messages

The SFA component contains interactive edits that will check for blank fields, invalid values, or values that fall outside expected ranges. Some error messages will require you to confirm or explain the values that you entered. Some error messages are fatal and will require you to contact the IPEDS Help Desk for resolution.

Context Boxes

You will find optional text boxes throughout the SFA component. Context boxes allow you to provide more information about the data you enter. Note that some of these context boxes will be made available to the public on College Navigator, so make sure that the information you enter can be understood easily by students, parents, and the general public.

Resources:

To download the survey materials for this component: [Survey Materials](#)

To access your prior year data submission for this component: [Reported Data](#)

If you have questions about completing this survey, please contact the **IPEDS Help Desk at 1-877-225-2568**.

Institution: University of Northern Iowa (154095)

User ID: P1540951

Part A**Part A - Establish Your Groups**

Part A establishes the number of students in various groups. Note that the numbers on this screen will be carried forward to other parts of the Student Financial Aid component.

In the fields below, report the number of students in each of the following groups:

	Fall 2009	Fall 2009 counts reported on last year's Fall Enrollment survey	Fall 2008 counts reported on last year's SFA survey
01. Group 1 All undergraduate students enrolled in Fall 2009	<input type="text" value="11,381"/>	11,381	11,086
Group 2 02. Of those in Group 1, those who are full-time, first-time degree/certificate-seeking	<input type="text" value="1,921"/>	1,921	1,986
02a. Of those in Group 2, those who received any Federal Work Study, loans to students, or grant or scholarship aid from the federal government, state/local government, the institution, or other sources known to the institution	<input type="text" value="1,696"/>		1,752
02b. Of those in Group 2, those who received any loans to students or grant or scholarship aid from the federal government, state/local government, or the institution	<input type="text" value="1,637"/>		
Group 3 03. Of those in Group 2, those paid the in-state or in-district tuition rate who received grant or scholarship aid from the federal government, state/local government, or the institution. Exclude other sources of grants.	<input type="text" value="1,179"/>		1,232
Group 4 04. Of those in Group 2, those paid the in-state or in-district tuition rate who received Title IV federal student aid	<input type="text" value="1,250"/>		1,249

Institution: University of Northern Iowa (154095)

User ID: P1540951

Part B

Part B - Enter Financial Aid About Group 1

Group 1 students are all undergraduates enrolled in Fall 2009.

For this part, report:

- Financial aid received by Group 1 students from all sources: the federal government, state/local government, the institution, and other sources known to the institution
- Financial aid received by Group 1 students at any time during the full aid year (academic year 2009–10)

In the fields below, report the number of Group 1 students and the total amount of aid received by these students for each type of aid.

Information from Part A:

Group 1

All undergraduate students enrolled in Fall 2009
(This number is carried forward from Part A, Line 01.)


Fall 2009

Fall 2008

11,381

11,086

Aid Type	Number of students in Group 1 receiving aid in 2009-10	Percentage of students receiving aid	Total amount of aid received by Group 1 in 2009-10	Average amount of aid received by students in Group 1
01. Grant or scholarship aid received from the federal government, state/local government, the institution, and other sources known to the institution	6,896	61	33,224,583	4,818
02. Pell grants	2,981	26	10,882,051	3,650
03. Federal student loans	7,860	69	51,005,601	6,489

 You may use the space below to provide context for data you've reported above. These context notes will be posted on the College Navigator website and should be written to be understood by students and parents.

Institution: University of Northern Iowa (154095)

User ID: P1540951


Part C, Page 1

Part C - Enter Financial Aid About Group 2, Page 1

Group 2 students are all full-time, first-time degree/certificate-seeking undergraduate students enrolled in Fall 2009.

In the fields below, report the number of Group 2 students paying in-district, in-state, and out-of-state tuition rates.

Information from Part A:		Number of students in Fall 2009	Percentage of total number of undergraduate students in Fall 2009	Percentage of total number of undergraduate students in Fall 2008
Group 1				
01.	All undergraduate students enrolled in Fall 2009 (This number is carried forward from A01.)	11,381		
Group 2				
02.	Full-time, first-time degree/certificate-seeking undergraduates enrolled in Fall 2009 (This number is carried forward from A02.)	1,921	17	18
02a.	Of those in Group 2, those who received any Federal Work Study, loans to students, or grant or scholarship aid from the federal government, state/local government, the institution, or other sources known to the institution (This number is carried forward from Part A, Line 02a.)	1,696	88	88
02b.	Of those in Group 2, those who received any loans to students or grant or scholarship aid from the federal government, state/local government, or the institution	1,637	85	
04.	Group 2 students:	Number of Group 2 students in Fall 2009	Percentage of Group 2 students in Fall 2009	Percentage of Group 2 students in Fall 2008
04a.	<u>paying in-district tuition rates</u>	<input type="text" value="0"/>	0	0
04b.	<u>paying in-state tuition rates</u>	<input type="text" value="1,813"/>	94	93
04c.	<u>paying out-of-state tuition rates</u>	<input type="text" value="108"/>	6	7
04d.	Unknown (calculated value) This value is calculated using the following formula: [02-(04a+04b+04c)]	0	0	0

 You may use the space below to provide context for data you've reported above. These context notes will be posted on the College Navigator website and should be written to be understood by students and parents.

Institution: University of Northern Iowa (154095)

User ID: P1540951

Part C, Page 2

Part C - Enter Financial Aid About Group 2, Page 2

Group 2 students are all full-time, first-time degree/certificate-seeking undergraduate students enrolled in Fall 2009.

For this part, report:

- Unduplicated student counts within a given aid category (e.g., Pell grants). However, a student can appear in more than one aid category.
- Only grant or scholarship aid received by Group 2 students from the federal government, state/local government, and from your institution. Do not include grant or scholarship aid from private or other sources (e.g., Rotary Club Scholarship).
- Loans to Group 2 students from the federal government and from other sources (including private loans). Do not include PLUS loans (which are made to the parent of the student).
- Financial aid received by Group 2 students at any time during the full aid year (academic year 2009-10).

Note: Two aid categories in this section are further disaggregated into subcategories. Because students may receive more than one type of aid, the sum of the values you enter in the subcategories will not necessarily equal the value you enter in the aid category. However, the total number of students reported for the aid category cannot exceed the sum of subcategories. (For example, the number of students receiving federal grants cannot exceed the sum of the number of students receiving Pell grants and the number receiving other federal grants). In addition, the total number of students reported for an aid category must be at least as large as the largest of those reported in a subcategory.

Information from Part A:

Group 2

Full-time, first-time degree/certificate-seeking undergraduates enrolled in Fall 2009
(This number is carried forward from Part A, Line 02.) 1,921


Of those in Group 2, those who received any Federal Work Study, loans to students, or grant or scholarship aid from the federal government, state/local government, the institution, or other sources known to the institution 1,696
(This number is carried forward from Part A, Line 02a.)

Of those in Group 2, those who received any loans to students or grant or scholarship aid from the federal government, state/local government, or the institution 1,637
(This number is carried forward from Part A, Line 02b.)

In the fields below, report the number of Group 2 students and the total amount of aid received by these students for each type of aid.

Types of aid	Number of students in Group 2 receiving aid in 2009-10	Percentage of students in Group 2 receiving aid in 2009-10	Total dollar amount of aid received by Group 2 in 2009-10	Average amount of aid received by students in Group 2 in 2009-10	Average amount of aid received by students in Group 2 in 2008-09
01. Grants or scholarships from the federal government, state/local government, or the institution	1,268	66	5,907,709	4,659	4,324
02. Federal grants	461	24	2,106,317	4,569	3,966
02a. Pell grants	377	20	1,379,633	3,660	3,039
02b. Other federal grants	426	22	726,684	1,706	1,360
03. State/local government grants or scholarships (grants/scholarships/waivers)	128	7	434,500	3,395	4,216
04. Institutional grants or scholarships (scholarships/fellowships)	1,139	59	3,366,892	2,956	2,899
05. Loans to students	1,233	64	6,862,571	5,566	5,891

05a.	Federal loans	1,232	64	6,350,632	5,155	5,164
05b.	Other loans (including private loans)	88	5	511,939	5,817	6,785

 You may use the space below to provide context for the data you've reported above. These context notes will be posted on the College Navigator website and should be written to be understood by students and parents. For example, institutions may report here other sources of private aid not included in the categories above.

Institution: University of Northern Iowa (154095)

User ID: P1540951

Part D

Part D - Enter Financial Aid About Group 3

Group 3 students are all full-time, first-time degree/certificate-seeking undergraduate students enrolled in Fall 2009 who paid the in-state or in-district tuition rate and received grant or scholarship aid from the federal government, state/local government, or the institution. Students who received only grant or scholarship aid from private or other sources, or students who received only non-grant aid should not be included in this group.

For this part, report:

- Only grant or scholarship aid received by Group 3 students from the federal government, state/local government, and from your institution. Do not include grant or scholarship aid from private or other sources (e.g., Rotary Club Scholarship).
- Financial aid received by Group 3 students at any time during the full aid year (academic year 2009–10)

The information you report in this part will be used in Part F to calculate institutional net price.

In the fields below, report the number of Group 3 students with each type of living arrangement and the total amount of grant or scholarship aid from the federal government, state/local government, or the institution received by these students.

Information from Part A:	2009-2010	2008-2009	2007-2008
Group 2 Full-time, first-time degree/certificate-seeking undergraduates enrolled in Fall 2009 (This number is carried forward from Part A, Line 02.)	1,921	1,986	1,934
Group 3 Of those in Group 2, those paying the in-state or in-district tuition rate who received grant or scholarship aid from the federal government, state/local government, or the institution. Exclude other sources of grants. (This number is carried forward from Part A, Line 03.)	1,179	1,232	1,231
01. Report the number of Group 3 students with the following living arrangements:			
02a. On-campus	1,025	1,056	1,086
02b. Off-campus (with family)	39	35	33
02c. Off-campus (not with family)	38	46	40
Unknown (calculated)			
02d. This value is calculated using the following formula: [D01-(D02a+D02b+D02c)]	77	95	72
03. Total grant or scholarship aid from the federal government, state/local government, or the institution received by students in Group 3. Exclude other sources of grants.	5,023,662	4,865,418	4,239,575
04. Average total grant and scholarship aid from the federal government, state/local government, or the institution received by students in Group 3 (calculated). This value is calculated using the following formula: [D03/D01]	4,261	3,949	3,444

You may use the space below to provide context for the data you've reported above.

Institution: University of Northern Iowa (154095)

User ID: P1540951

Part E

Part E - Enter Financial Aid About Group 4

Group 4 students are full-time, first-time degree/certificate-seeking undergraduates enrolled in Fall 2009 who paid the in-state or in-district tuition rate and received Title IV federal student aid, including federal grants or federal student loans.

Title IV federal student aid includes the following:

- Federal Pell Grant, Federal Supplemental Educational Opportunity Grant (FSEOG), Academic Competitiveness Grant (ACG), National Science and Mathematics Access to Retain Talent Grant (National SMART Grant), Teacher Education Assistance for College and Higher Education (TEACH) Grant
- Federal Work Study
- Federal Perkins Loan, Subsidized Direct or FFEL Stafford Loan, and Unsubsidized Direct or FFEL Stafford Loan

For this part, report:

- Dollar amounts for grants and scholarships from the federal government, state/local government, or the institution. Do not include grants or scholarships from private or other sources (e.g., Rotary Club Scholarships) and do not include loan or Federal Work Study dollar amounts.
- Financial aid received by Group 4 students at any time during the full aid year (academic year 2009–10).

The information you report in this part will be used in Part G to calculate institutional net price by income level.

In the fields below, report the number of Group 4 students and the total amount of aid received by these students with each type of living arrangement.

Information from Part A:		2009-2010	2008-2009	2007-2008
Group 4				
Of those in Group 2, those paying the in-state or in-district tuition rate who received Title IV federal student aid.				
01.	(This number is carried forward from Part A, Line 04.)	1,250	1,249	
02. Report the number of Group 4 students with the following living arrangements:				
02a.	<u>On-campus</u>	1,168	1,167	
02b.	<u>Off-campus (with family)</u>	39	28	
02c.	<u>Off-campus (not with family)</u>	43	52	
02d.	Unknown (calculated) This value is calculated using the formula: [E01-(E02a+E02b+E02c)]	0	2	

In the fields below, report the number of Group 4 students and the total amount of grant or scholarship aid from the federal government, state/local government, or the institution received by these students by income level.

Note: To assign the income category of the student, use the income that was used by your financial aid office to determine the student's Expected Family Contribution (EFC). For dependent students this will include the parent's adjusted gross income and the student's adjusted gross income. For independent students this will include the student's adjusted gross income.

03. Income Level	2009-2010			2008-09			Available in future years, preloaded		
	Col. 1	Col. 2	Col. 3	Col. 4	Col. 5	Col. 6	Col. 7	Col. 8	Col. 9
	Number of students in Group 4 receiving any Title	Total dollar amount of grant or scholarship aid received by students in Group 4 in 2009-10	Average dollar amount of grant or scholarship aid received by students in	Number of students in Group 4 receiving any Title	Total dollar amount of grant or scholarship aid received by students in Group 4 in 2008-09	Average dollar amount of grant or scholarship aid received by students in	Number of students in Group 4 receiving any Title IV aid	Total dollar amount of grant and scholarship aid received by students in Group 4	Average dollar amount of grant and scholarship aid received by

	IV aid in 2009-10		Group 4 in 2009-10	IV aid in 2008-09		Group 4 in 2008-09	students in Group 4
\$0- 30,000	146	1,272,947	8,719	151	1,145,405	7,585	
\$30,001- 48,000	151	1,019,375	6,751	181	926,330	5,118	
\$48,001- 75,000	294	901,029	3,065	355	972,050	2,738	
\$75,001- 110,000	411	682,386	1,660	362	565,289	1,562	
\$110,001 and more	248	338,529	1,365	200	260,725	1,304	
Total all income levels	1,250	4,214,266	3,371	1,249	3,869,799	3,098	

You may use the space below to provide context for the data you've reported above.

Institution: University of Northern Iowa (154095)

User ID: P1540951

Part F

Part F - Net Price Calculation for Group 3

Group 3 students are all full-time, first-time degree/certificate-seeking undergraduates enrolled in Fall 2009 who paid the in-state or in-district tuition rate and received grant or scholarship aid from the federal government, state/local government, or the institution.


The following net price calculation is based on information that your institution reported in the Institutional Characteristics component and the Student Financial Aid component.

For more information about the data your institution reported in the Institutional Characteristics component, please contact your institution's IPEDS Keyholder.

	2009- 2010	2008- 2009	2007- 2008
Components of cost of attendance			
01. Published tuition and required fees (lower of in-district or in-state)	6,636	6,376	6,190
02. Books and supplies	1,035	1,002	966
03. Room and board and other expenses by living arrangement			
03a. <u>On campus</u>	10,406	10,008	9,331
03b. <u>Off-campus (with family)</u>	3,426	3,218	3,051
03c. <u>Off-campus (not with family)</u>	11,889	11,454	10,635
04. Number of Group 3 students by living arrangement			
04a. <u>On campus</u>	1,025	1,056	1,086
04b. <u>Off-campus (with family)</u>	39	35	33
04c. <u>Off-campus (not with family)</u>	38	46	40
04d. Unknown	77	95	72
05. Weighted average by living arrangement (excluding unknown values) for room and board and other expenses. See instructions for the formula for this calculation.	10,210	9,857	9,197
06. Total cost of attendance (calculated) This value is calculated using the following formula: [F01+F02+F05]	17,881	17,235	16,353
07. Average total grant or scholarship aid from federal, state or local governments, or institutional sources received by these students. Exclude other sources of aid. (from Part D).	4,261	3,949	3,444
08. Average net price for Group 3 students Average net price for full-time, first-time degree/certificate-seeking undergraduate students enrolled in Fall 2009 who paid the in-state or in-district tuition rate and received grant or scholarship aid from the federal government, state/local government, or the institution (calculated). This value is calculated using the following formula: (F06-F07)	13,620	13,286	12,909
As required by the HEOA, these amounts will be posted on the U.S. Department of Education's College Navigator website and used in the U.S. Department of Education's College Affordability and Transparency Lists.			

Do you wish to provide additional context notes?

Yes No

 You may use the space below to provide context for these data. These context notes will be posted on the College Navigator website and should be written to be understood by students and parents.

Estimated personal expenses are included in the net price and may vary by individual student. Student loans, hometown scholarships, student work awards and parent loans are available to assist with funding the net price.

Institution: University of Northern Iowa (154095)

User ID: P1540951

Part G

Part G - Net Price Calculation for Group 4

Group 4 students are all full-time, first-time degree/certificate-seeking undergraduates enrolled in Fall 2009 who paid the in-state or in-district tuition rate and received Title IV federal student aid, including federal grants or federal student loans.


The following net price calculation is based on information that your institution reported in the Institutional Characteristics component and the Student Financial Aid component.

For more information about the data your institution reported in the Institutional Characteristics component, please contact your institution's IPEDS Keyholder.

	2009-2010	2008-2009	2007-2008
Components of cost of attendance			
01. Published tuition and required fees (lower of in-district or in-state rates)	6,636	6,376	
02. Books and supplies	1,035	1,002	
03. Room and board and other expenses by living arrangement			
03a. <u>On campus</u>	10,406	10,008	
03b. <u>Off-campus (with family)</u>	3,426	3,218	
03c. <u>Off-campus (not with family)</u>	11,889	11,454	
04. Number of Group 4 students by living arrangement			
04a. <u>On campus</u>	1,168	1,167	
04b. <u>Off-campus (with family)</u>	39	28	
04c. <u>Off-campus (not with family)</u>	43	52	
04d. Unknown	0	2	
05. Weighted average by living arrangement (excluding unknown values) for room and board and other expenses. See instructions for the formula for this calculation.	10,239	9,916	
06. Total cost of attendance (calculated)	17,910	17,294	
This value is calculated using the following formula: [G01+G02+G05]			
07 Average total grant or scholarship aid from federal, state or local governments, or institutional sources received by these students by income (from Part E).			
\$0-30,000	8,719	7,585	
\$30,001-48,000	6,751	5,118	
\$48,001-75,000	3,065	2,738	
\$75,001-110,000	1,660	1,562	
\$110,001 and more	1,365	1,304	
Average net price for Group 4 students			
Average net price for full-time, first-time degree/certificate-seeking undergraduate students enrolled in Fall 2009 who paid the in-state or in-district tuition rate and received Title IV federal student aid (calculated). This value is calculated using the following formula: [F06-F07]			
\$0-30,000	9,191	9,709	
\$30,001-48,000	11,159	12,176	
\$48,001-75,000	14,845	14,556	
\$75,001-110,000	16,250	15,732	
\$110,001 and more	16,545	15,990	
These amounts will be posted on the U.S. Department of Education's College Navigator website.			

Do you wish to provide additional context notes?

Yes No

 You may use the space below to provide context for these data. These context notes will be posted on the College Navigator website and should be written to be understood by students and parents.

Estimated personal expenses are included in the net price and may vary by individual student. Student loans, hometown scholarships, student work awards and parent loans are available to assist with funding the net price.

Institution: University of Northern Iowa (154095)

User ID: P1540951

Summary**IPEDS Student Financial Aid (SFA) Survey Summary**

IPEDS collects important information regarding your institution. All data reported in IPEDS survey components become available in the IPEDS Data Center and appear as aggregated data in various Department of Education reports. Additionally, some of the reported data appears specifically for your institution through the College Navigator website and is included in your institution's Data Feedback Report (DFR). The purpose of this summary is to provide you an opportunity to view some of the data that, when accepted through the IPEDS quality control process, will appear on the College Navigator website and/or your DFR. College Navigator is updated approximately three months after the data collection period closes and Data Feedback Reports will be available through the ExPT and sent to your institution's CEO in November 2011.

Please review your data for accuracy. If you have questions about the data displayed below after reviewing the data reported on the survey screens, please contact the IPEDS Help Desk at: 1-877-225-2568 or ipedshelp@rti.org.

Total grant aid received by all undergraduate students		\$33,224,583
Number of undergraduate students who received a Pell Grant		2,981
Percentage of FTFT students receiving any financial aid		88%
	Percentage of FTFT students receiving grant aid by type	Average amount of grant aid received by type
Total	66%	\$4,659
Federal Government	24%	\$4,569
Pell	20%	\$3,660
Other Federal	22%	\$1,706
State/Local Government	7%	\$3,395
Institutional	59%	\$2,956
	Percentage of FTFT students receiving loans by type	Average amount of loans received by type
Total	64%	\$5,566
Federal	64%	\$5,155
Non-federal	5%	\$5,817
Average net price for FTFT students who receive grant aid		\$13,620
Average net price for FTFT students who receive Title IV federal student aid		
\$0 – 30,000		\$9,191
\$30,001 – 48,000		\$11,159
\$48,001 – 75,000		\$14,845
\$75,001 – 110,000		\$16,250
\$110,001 and more		\$16,545

Institution: University of Northern Iowa (154095)

User ID: P1540951

Explanation Report					
Number	Source	Location	Description	Severity	Accepted
Screen: Part C, Page 2					
1	Row: 14 Col: 8	Screen Entry	The average amount of this aid type is outside the expected range when compared to last year's value. Please check the values reported for the number of students and the total amount of aid received, and fix or explain.	Explanation	Yes
Reason:	Full Pell Grant increased from \$4,731 to \$5,350. Also first year of second Pell grant (year-round Pell) in one year.				
2	Row: 15 Col: 8	Screen Entry	The average amount of this aid type is outside the expected range when compared to last year's value. Please check the values reported for the number of students and the total amount of aid received, and fix or explain.	Explanation	Yes
Reason:	UNI had more students participating in the TEACH grant program.				
Screen: Part E					
3	Row: 9 Col: 4	Screen Entry	The number entered is outside the expected range when compared with the prior year's value. Please explain.	Explanation	Yes
Reason:	Correct - due to economy more students living at home				

[Print Form\(s\)](#)

[Get PDF File](#)

[Go Back](#)