
University of Northern Iowa Summer Course Interest Survey 2019

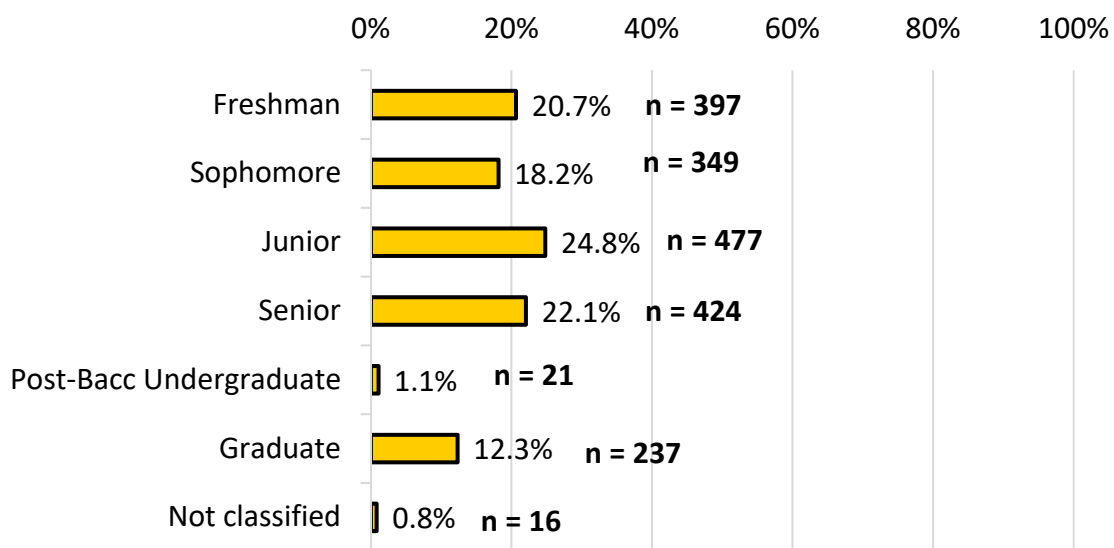
Bailey Holm, Graduate Research Assistant
Office of Institutional Research & Effectiveness

Table of Contents

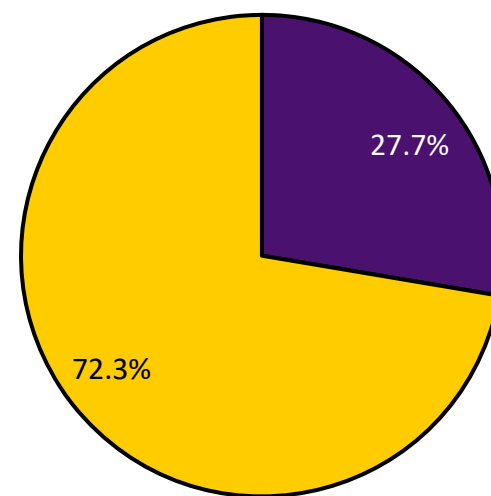
Respondent Overview	Page 1
Breakdown by Academic Level	Pages 2-21
Breakdown by Previously Attended UNI Summer Course	Pages 22-41

Respondent Overview

Academic Classification (N = 1921)



Have you previously taken a summer course at UNI? (N = 1920)

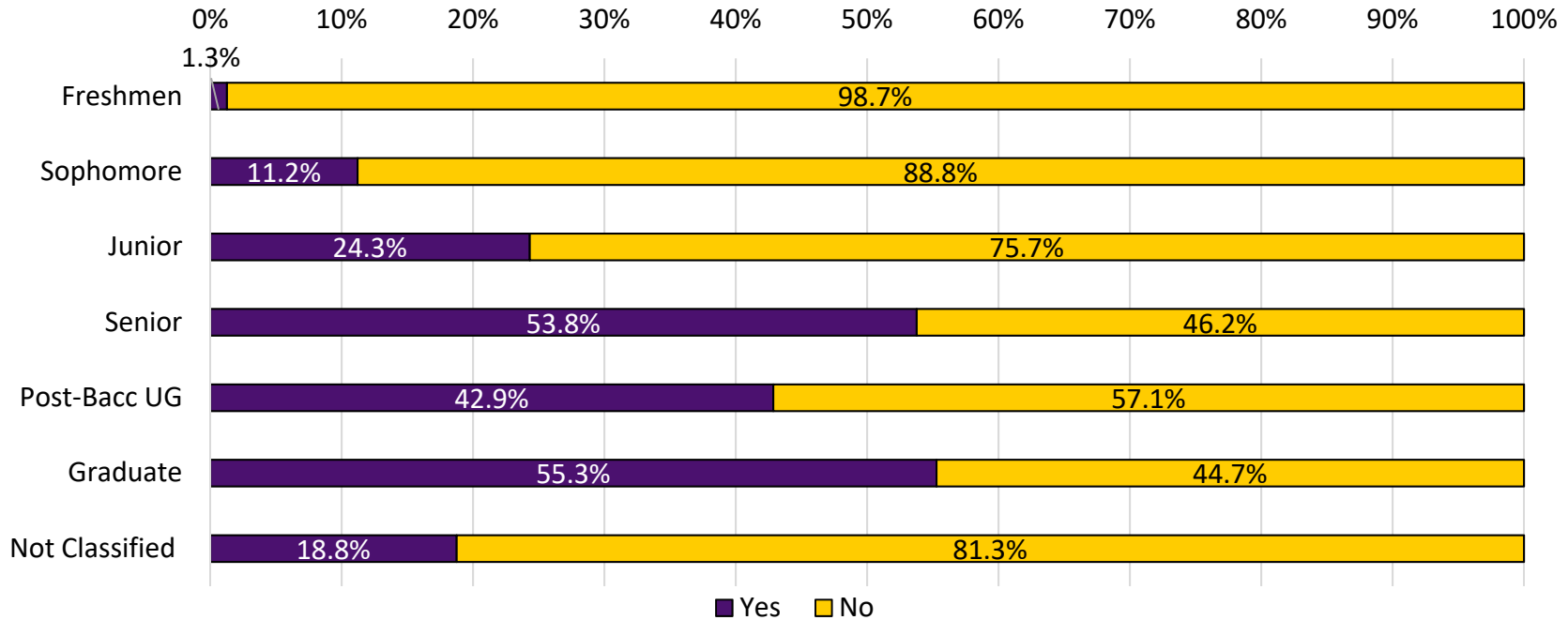


■ Yes ■ No
n = 531 n = 1389

Breakdown by Academic Level

Breakdown by Academic Level

Have you previously taken a summer course at UNI?

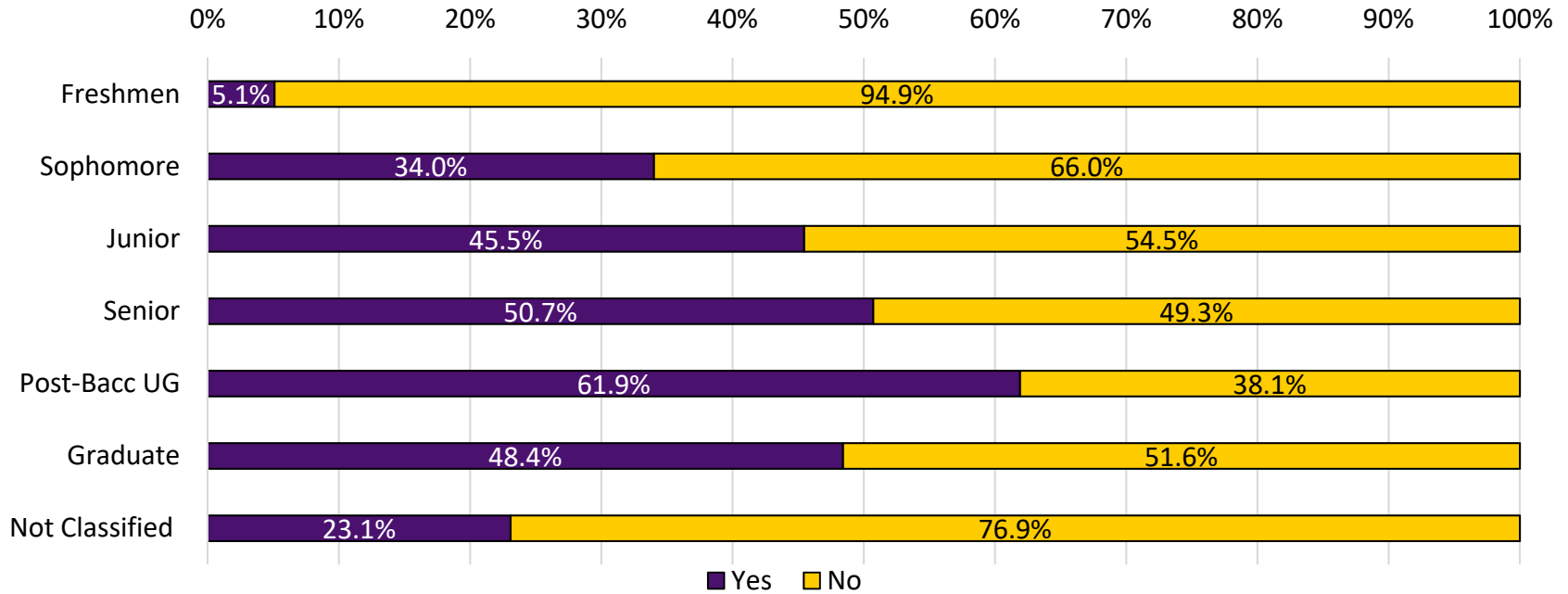


	TOTAL	Freshman	Sophomore	Junior	Senior	Post-Bacc UG	Graduate	Not Classified
Yes	531 27.7%	5 1.3%	39 11.2%	116 24.3%	228 53.8%	9 42.9%	131 55.3%	3 18.8%
No	1389 72.3%	392 98.7%	309 88.8%	361 75.7%	196 46.2%	12 57.1%	106 44.7%	13 81.3%
Total	1920 100.0%	397 100.0%	348 100.0%	477 100.0%	424 100.0%	21 100.0%	237 100.0%	16 100.0%



Breakdown by Academic Level

Have you previously taken a summer course from an institution other than UNI?

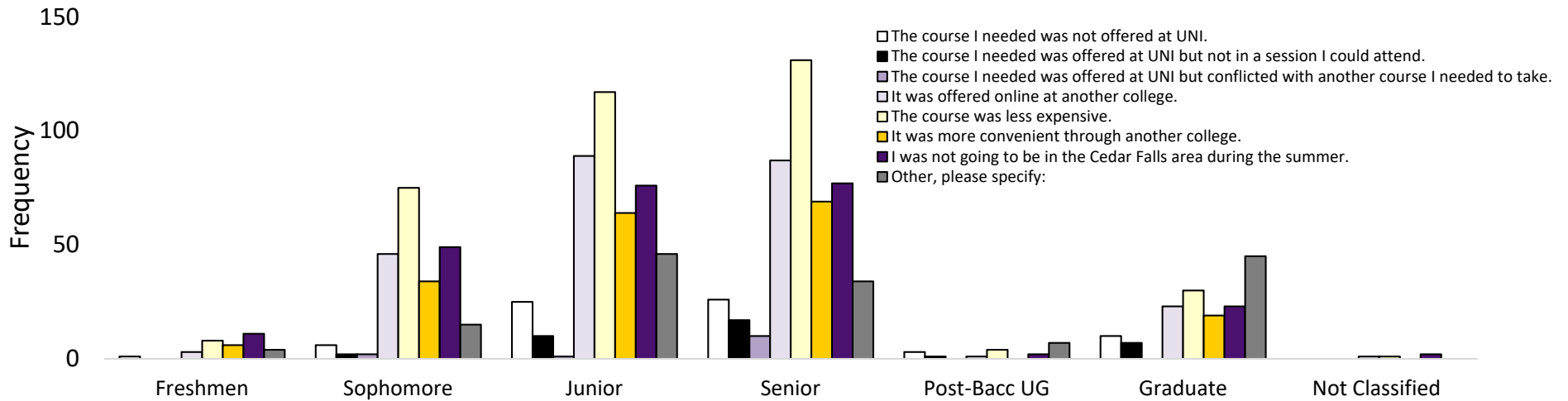


	N	%	Freshman		Sophomore		Junior		Senior		Post-Bacc UG		Graduate		Not Classified	
Yes	686	36.5%	20	5.1%	118	34.0%	215	45.5%	210	50.7%	13	61.9%	107	48.4%	3	23.1%
No	1196	63.5%	373	94.9%	229	66.0%	258	54.5%	204	49.3%	8	38.1%	114	51.6%	10	76.9%
Total	1882	100.0%	393	100.0%	347	100.0%	473	100.0%	414	100.0%	21	100.0%	221	100.0%	13	100.0%



Breakdown by Academic Level

Please select the reason(s) you chose to take a summer course from an institution other than UNI.



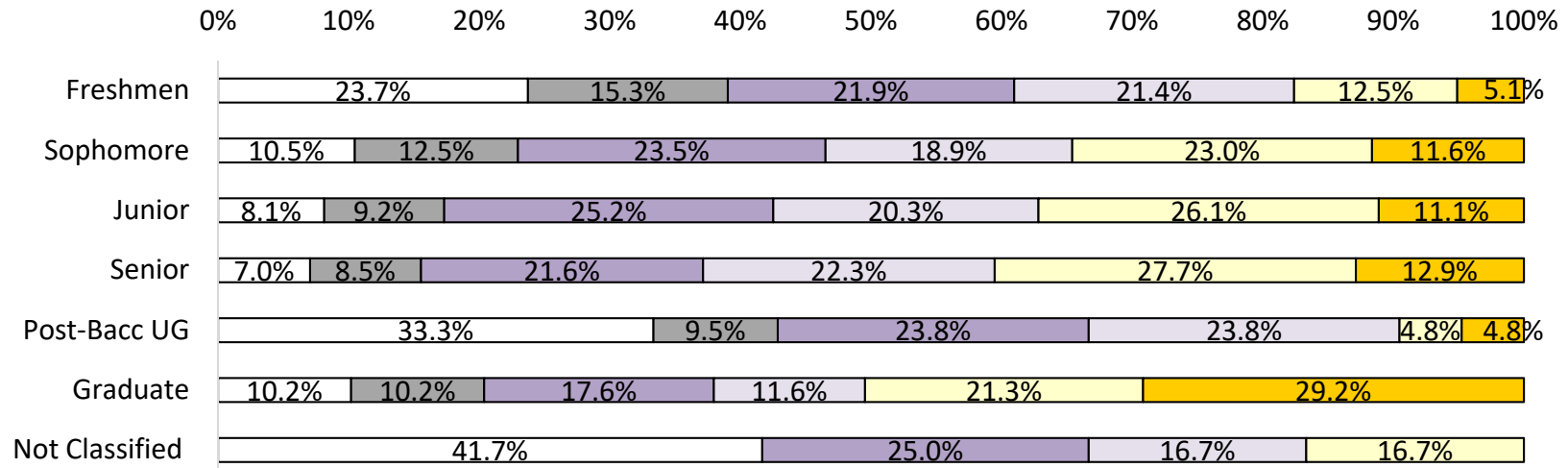
	TOTAL		Freshman		Sophomore		Junior		Senior		Post-Bacc UG		Graduate		Not Classified	
The course I needed was not offered at UNI.	71	10.6%	1	5.3%	6	5.1%	25	11.8%	26	12.5%	3	23.1%	10	9.9%	0	0.0%
The course I needed was offered at UNI but not in a session I could attend.	37	5.5%	0	0.0%	2	1.7%	10	4.7%	17	8.2%	1	7.7%	7	6.9%	0	0.0%
The course I needed was offered at UNI but conflicted with another course I needed to take.	13	1.9%	0	0.0%	2	1.7%	1	0.5%	10	4.8%	0	0.0%	0	0.0%	0	0.0%
It was offered online at another college.	250	37.2%	3	15.8%	46	39.3%	89	42.2%	87	41.8%	1	7.7%	23	22.8%	1	33.3%
The course was less expensive.	366	54.5%	8	42.1%	75	64.1%	117	55.5%	131	63.0%	4	30.8%	30	29.7%	1	33.3%
It was more convenient through another college.	192	28.6%	6	31.6%	34	29.1%	64	30.3%	69	33.2%	0	0.0%	19	18.8%	0	0.0%
I was not going to be in the Cedar Falls area during the summer.	240	35.7%	11	57.9%	49	41.9%	76	36.0%	77	37.0%	2	15.4%	23	22.8%	2	66.7%
Other, please specify:	151	22.5%	4	21.1%	15	12.8%	46	21.8%	34	16.3%	7	53.8%	45	44.6%	0	0.0%



Breakdown by Academic Level

PLEASE RESPOND TO THE FOLLOWING QUESTIONS REGARDING YOUR SUMMER EMPLOYMENT.

How many hours per week do you typically work?



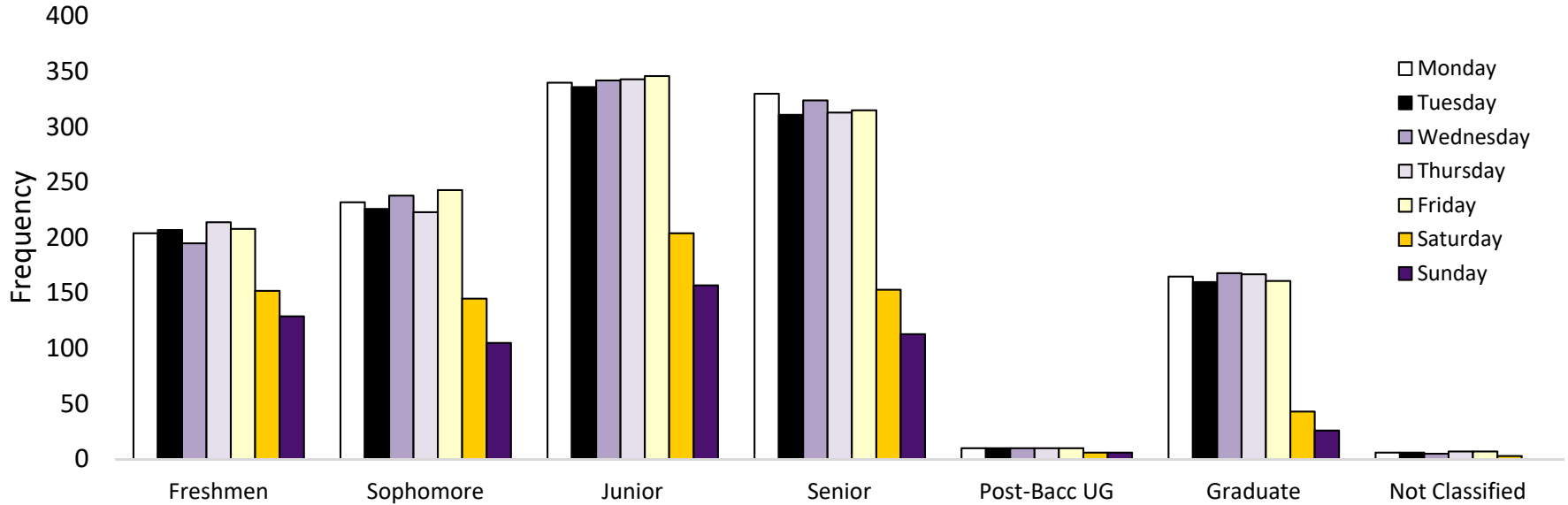
- I do not work.
- 1 - 10 hours per week
- 11 - 20 hours per week
- 21 - 30 hours per week
- 31 - 40 hours per week
- More than 40 hours per week

	TOTAL	Freshman		Sophomore		Junior		Senior		Post-Bacc UG		Graduate		Not Classified	
I do not work.	230 12.3%	93 23.7%	36 10.5%	38 8.1%	29 7.0%	7 33.3%	22 10.2%	5 41.7%							
1 - 10 hours per week	205 11.0%	60 15.3%	43 12.5%	43 9.2%	35 8.5%	2 9.5%	22 10.2%	0 0.0%							
11 - 20 hours per week	420 22.5%	86 21.9%	81 23.5%	118 25.2%	89 21.6%	5 23.8%	38 17.6%	3 25.0%							
21 - 30 hours per week	368 19.7%	84 21.4%	65 18.9%	95 20.3%	92 22.3%	5 23.8%	25 11.6%	2 16.7%							
31 - 40 hours per week	413 22.1%	49 12.5%	79 23.0%	122 26.1%	114 27.7%	1 4.8%	46 21.3%	2 16.7%							
More than 40 hours per week	229 12.3%	20 5.1%	40 11.6%	52 11.1%	53 12.9%	1 4.8%	63 29.2%	0 0.0%							
Total	1865 100.0%	392 100.0%	344 100.0%	468 100.0%	412 100.0%	21 100.0%	216 100.0%	12 100.0%							



Breakdown by Academic Level

What days of the week do you normally work? Check all that apply.

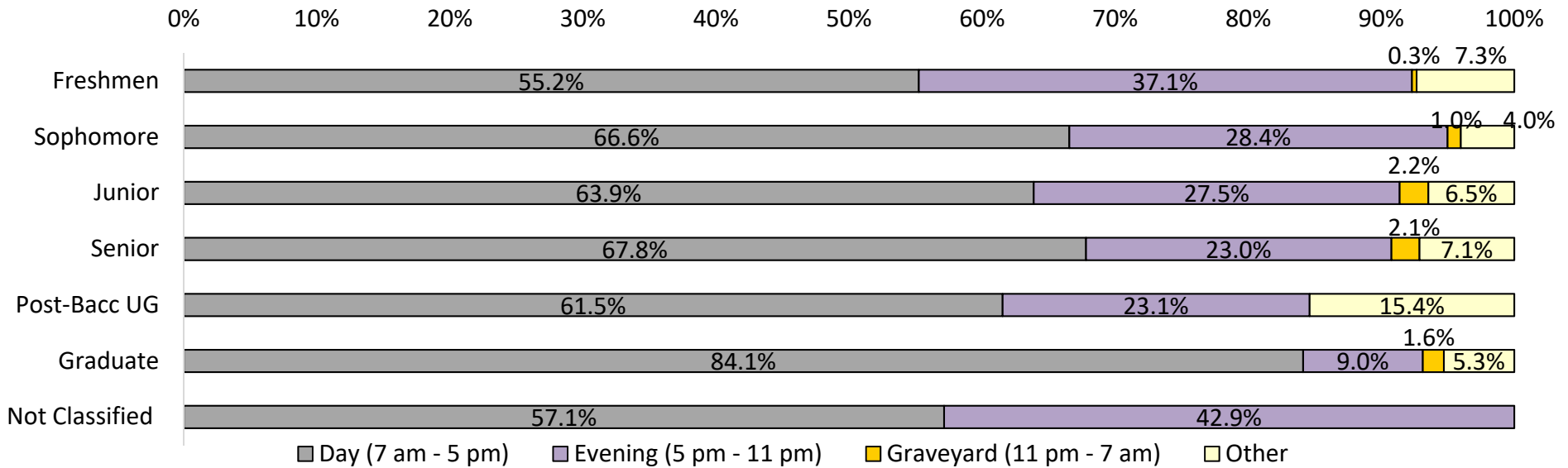


	TOTAL	Freshman	Sophomore	Junior	Senior	Post-Bacc UG	Graduate	Not Classified
Monday	1287 85.0%	204 76.4%	232 82.9%	340 84.0%	330 90.4%	10 76.9%	165 92.7%	6 85.7%
Tuesday	1256 82.9%	207 77.5%	226 80.7%	336 83.0%	311 85.2%	10 76.9%	160 89.9%	6 85.7%
Wednesday	1282 84.6%	195 73.0%	238 85.0%	342 84.4%	324 88.8%	10 76.9%	168 94.4%	5 71.4%
Thursday	1277 84.3%	214 80.1%	223 79.6%	343 84.7%	313 85.8%	10 76.9%	167 93.8%	7 100.0%
Friday	1290 85.1%	208 77.9%	243 86.8%	346 85.4%	315 86.3%	10 76.9%	161 90.4%	7 100.0%
Saturday	706 46.6%	152 56.9%	145 51.8%	204 50.4%	153 41.9%	6 46.2%	43 24.2%	3 42.9%
Sunday	536 35.4%	129 48.3%	105 37.5%	157 38.8%	113 31.0%	6 46.2%	26 14.6%	0 0.0%



Breakdown by Academic Level

During what time range do you most often work?

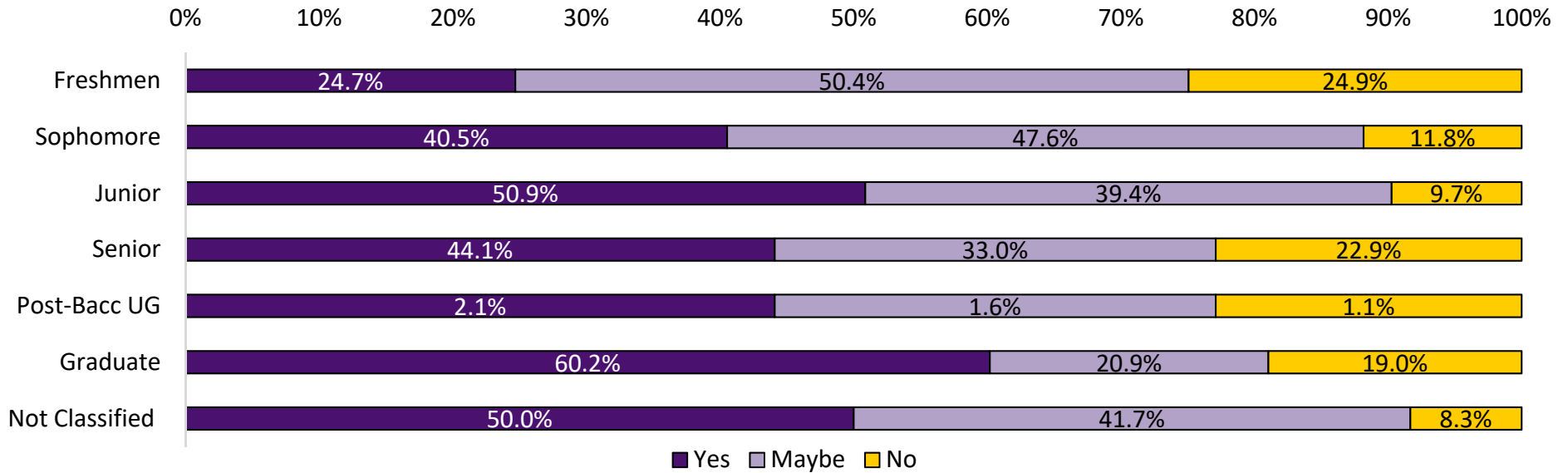


	TOTAL	Freshman	Sophomore	Junior	Senior	Post-Bacc UG	Graduate	Not Classified
Day (7 am - 5 pm)	1052 66.1%	158 55.2%	199 66.6%	267 63.9%	257 67.8%	8 61.5%	159 84.1%	4 57.1%
Evening (5 pm - 11 pm)	416 26.1%	106 37.1%	85 28.4%	115 27.5%	87 23.0%	3 23.1%	17 9.0%	3 42.9%
Graveyard (11 pm - 7 am)	24 1.5%	1 0.3%	3 1.0%	9 2.2%	8 2.1%	0 0.0%	3 1.6%	0 0.0%
Other	99 6.2%	21 7.3%	12 4.0%	27 6.5%	27 7.1%	2 15.4%	10 5.3%	0 0.0%
Total	1591 100.0%	286 100.0%	299 100.0%	418 100.0%	379 100.0%	13 100.0%	189 100.0%	7 100.0%



Breakdown by Academic Level

Would have any interest in taking a course at UNI during the summer months (May, June, July, or August)?

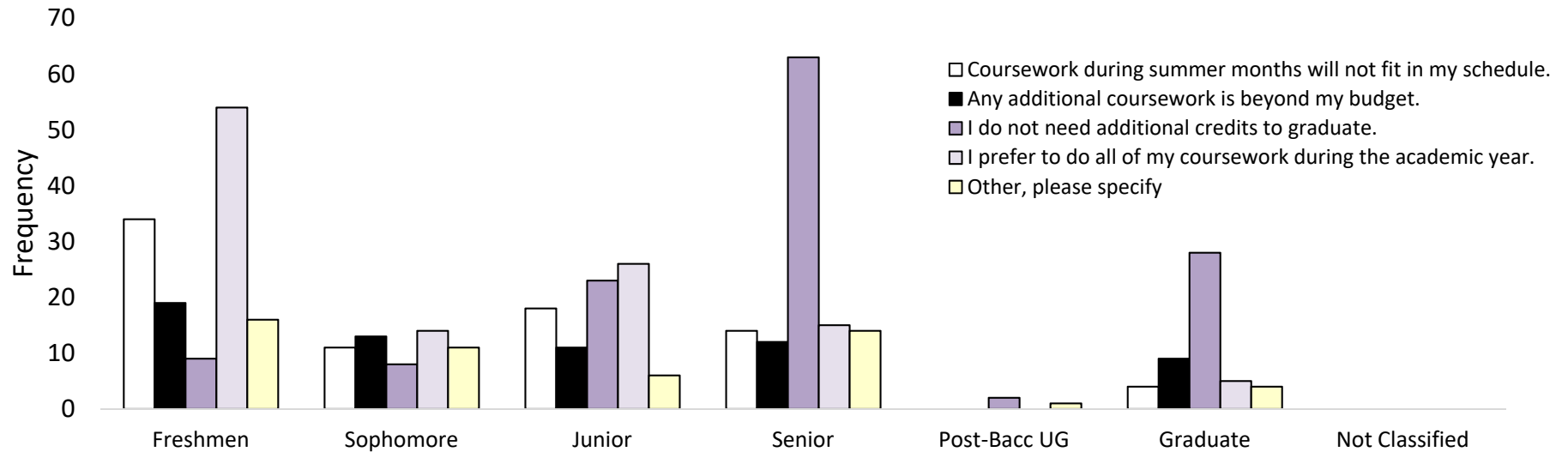


	TOTAL		Freshman		Sophomore		Junior		Senior		Post-Bacc UG		Graduate		Not Classified	
Yes	792	43.3%	94	24.7%	137	40.5%	235	50.9%	179	44.1%	14	66.7%	127	60.2%	6	50.0%
Maybe	722	39.4%	192	50.4%	161	47.6%	182	39.4%	134	33.0%	4	19.0%	44	20.9%	5	41.7%
No	317	17.3%	95	24.9%	40	11.8%	45	9.7%	93	22.9%	3	14.3%	40	19.0%	1	8.3%
Total	1831	100.0%	381	100.0%	338	100.0%	462	100.0%	406	100.0%	21	100.0%	211	100.0%	12	100.0%



Breakdown by Academic Level

Please select the reasons why you have no interest in taking a summer course at UNI. Please select all that apply.

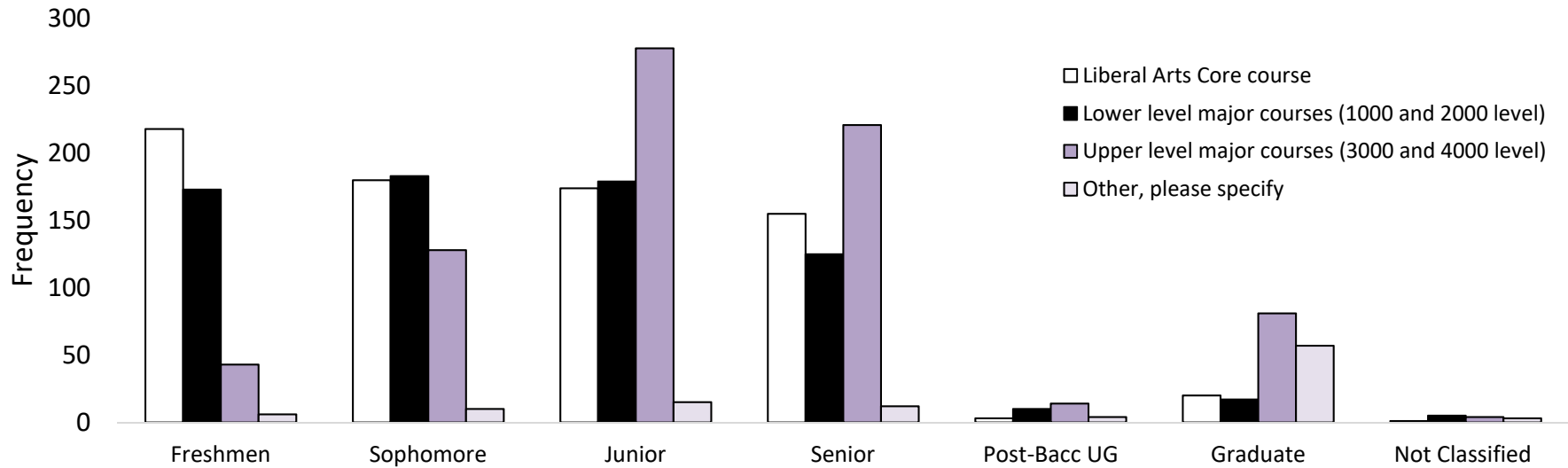


	TOTAL	Freshman	Sophomore	Junior	Senior	Post-Bacc UG	Graduate	Not Classified
Coursework during summer months will not fit in my schedule.	81 26.0%	34 36.6%	11 28.2%	18 40.0%	14 15.2%	0 0.0%	4 10.3%	0 -
Any additional coursework is beyond my budget.	64 20.6%	19 20.4%	13 33.3%	11 24.4%	12 13.0%	0 0.0%	9 23.1%	0 -
I do not need additional credits to graduate.	133 42.8%	9 9.7%	8 20.5%	23 51.1%	63 68.5%	2 66.7%	28 71.8%	0 -
I prefer to do all of my coursework during the academic year.	114 36.7%	54 58.1%	14 35.9%	26 57.8%	15 16.3%	0 0.0%	5 12.8%	0 -
Other, please specify	52 16.7%	16 17.2%	11 28.2%	6 13.3%	14 15.2%	1 33.3%	4 10.3%	0 -



Breakdown by Academic Level

Which course type(s) would encourage you to enroll at UNI during the summer session? Please select all that apply.

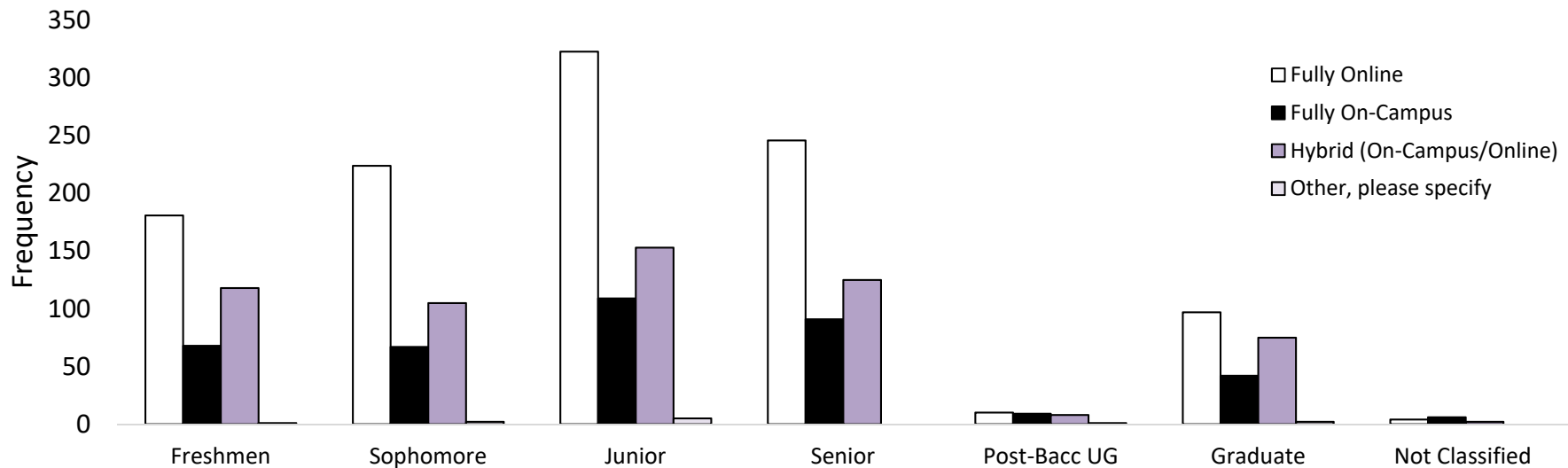


	TOTAL		Freshman		Sophomore		Junior		Senior		Post-Bacc UG		Graduate		Not Classified	
Liberal Arts Core course	751	51.8%	218	78.4%	180	62.7%	174	42.6%	155	50.3%	3	16.7%	20	14.0%	1	11.1%
Lower level major courses (1000 and 2000 level)	692	47.7%	173	62.2%	183	63.8%	179	43.9%	125	40.6%	10	55.6%	17	11.9%	5	55.6%
Upper level major courses (3000 and 4000 level)	769	53.0%	43	15.5%	128	44.6%	278	68.1%	221	71.8%	14	77.8%	81	56.6%	4	44.4%
Other, please specify	107	7.4%	6	2.2%	10	3.5%	15	3.7%	12	3.9%	4	22.2%	57	39.9%	3	33.3%



Breakdown by Academic Level

Which instruction type(s) would encourage you to enroll at UNI during the summer session? Please select all that apply.

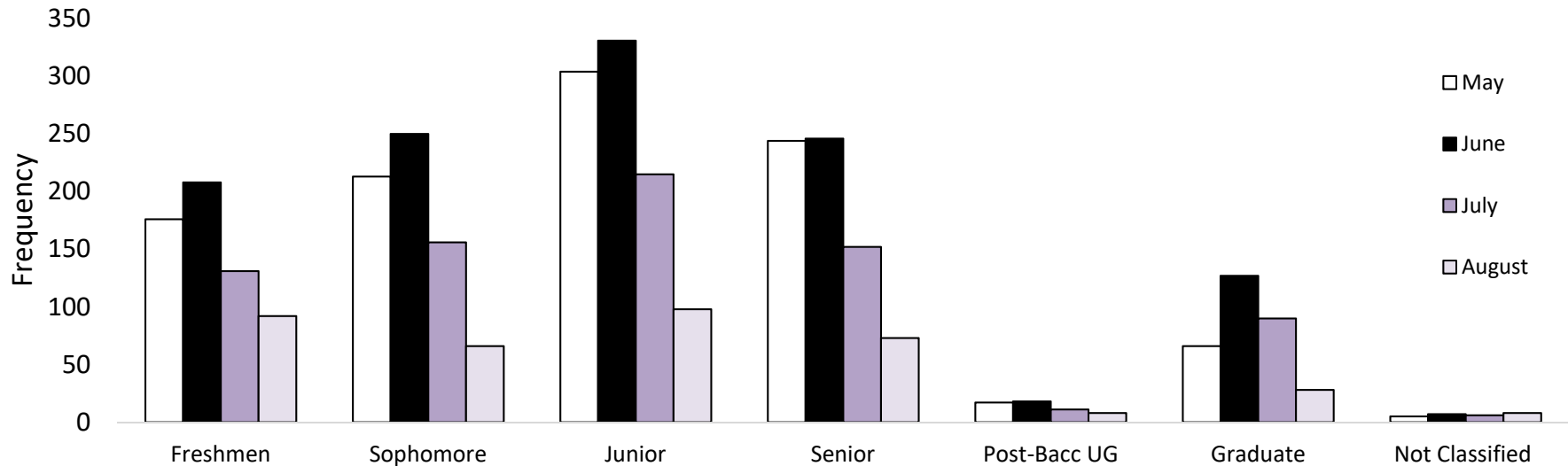


	TOTAL	Freshman		Sophomore		Junior		Senior		Post-Bacc UG		Graduate		Not Classified		
Fully Online	1085	74.3%	181	65.1%	224	77.8%	323	79.2%	246	80.1%	10	55.6%	97	64.2%	4	40.0%
Fully On-Campus	392	26.8%	68	24.5%	67	23.3%	109	26.7%	91	29.6%	9	50.0%	42	27.8%	6	60.0%
Hybrid (On-Campus/Online)	586	40.1%	118	42.4%	105	36.5%	153	37.5%	125	40.7%	8	44.4%	75	49.7%	2	20.0%
Other, please specify	11	0.8%	1	0.4%	2	0.7%	5	1.2%	0	0.0%	1	5.6%	2	1.3%	0	0.0%



Breakdown by Academic Level

What course month(s) would encourage you to enroll at UNI during the summer session? Please select all that apply.

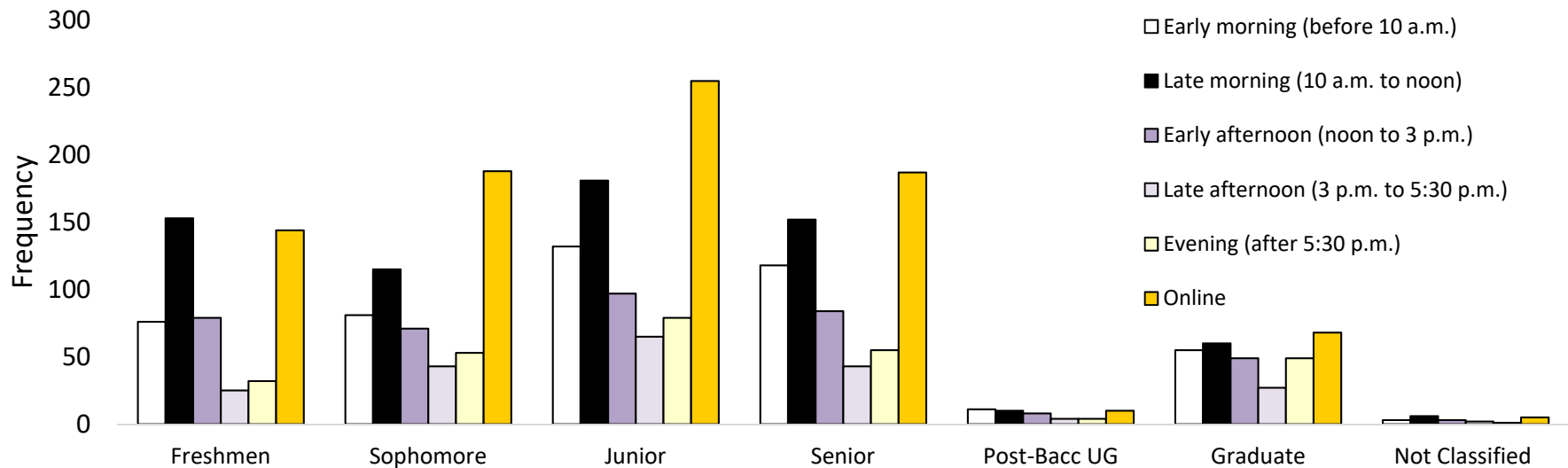


	TOTAL		Freshman		Sophomore		Junior		Senior		Post-Bacc UG		Graduate		Not Classified	
May	1025	70.4%	176	63.8%	213	74.0%	304	74.5%	244	79.5%	17	94.4%	66	44.0%	5	50.0%
June	1187	81.5%	208	75.4%	250	86.8%	331	81.1%	246	80.1%	18	100.0%	127	84.7%	7	70.0%
July	761	52.2%	131	47.5%	156	54.2%	215	52.7%	152	49.5%	11	61.1%	90	60.0%	6	60.0%
August	373	25.6%	92	33.3%	66	22.9%	98	24.0%	73	23.8%	8	44.4%	28	18.7%	8	80.0%



Breakdown by Academic Level

What course time(s) would encourage you to enroll at UNI during the summer session? Please select all that apply.

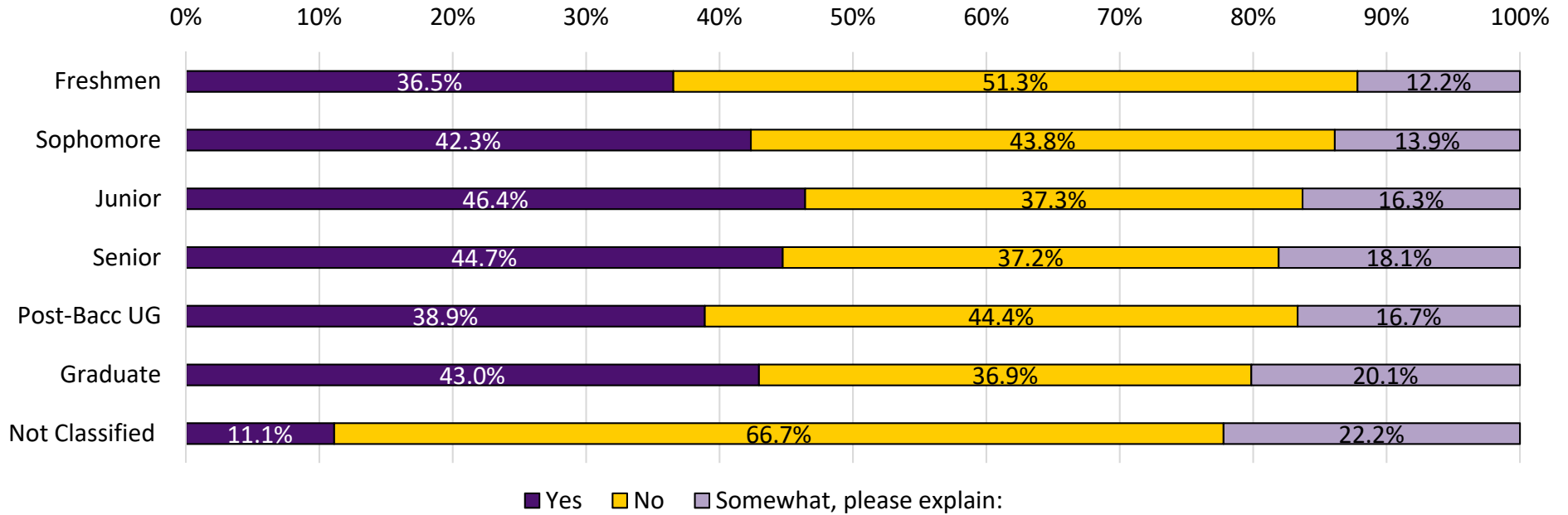


	TOTAL	Freshman	Sophomore	Junior	Senior	Post-Bacc UG	Graduate	Not Classified
Early morning (before 10 a.m.)	476 32.7%	76 27.3%	81 28.1%	132 32.5%	118 38.6%	11 61.1%	55 36.7%	3 30.0%
Late morning (10 a.m. to noon)	677 46.5%	153 55.0%	115 39.9%	181 44.6%	152 49.7%	10 55.6%	60 40.0%	6 60.0%
Early afternoon (noon to 3 p.m.)	391 26.9%	79 28.4%	71 24.7%	97 23.9%	84 27.5%	8 44.4%	49 32.7%	3 30.0%
Late afternoon (3 p.m. to 5:30 p.m.)	209 14.4%	25 9.0%	43 14.9%	65 16.0%	43 14.1%	4 22.2%	27 18.0%	2 20.0%
Evening (after 5:30 p.m.)	273 18.8%	32 11.5%	53 18.4%	79 19.5%	55 18.0%	4 22.2%	49 32.7%	1 10.0%
Online	857 58.9%	144 51.8%	188 65.3%	255 62.8%	187 61.1%	10 55.6%	68 45.3%	5 50.0%



Breakdown by Academic Level

Is taking a summer course(s) at UNI a financial burden for you?

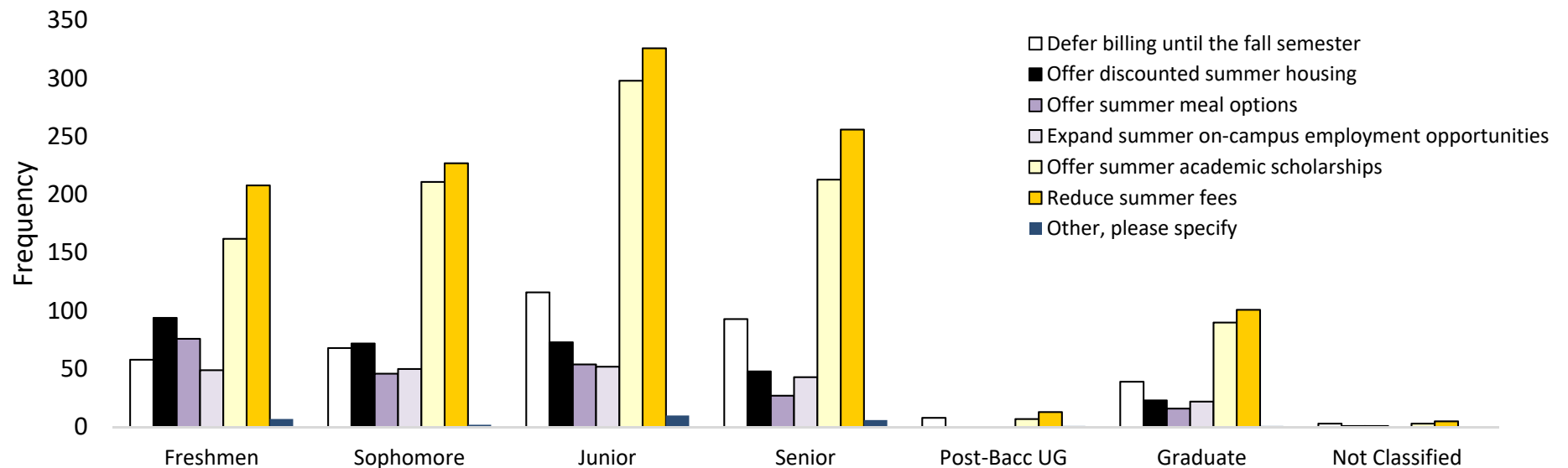


	TOTAL		Freshman		Sophomore		Junior		Senior		Post-Bacc UG		Graduate		Not Classified	
Yes	614	42.7%	99	36.5%	119	42.3%	188	46.4%	136	44.7%	7	38.9%	64	43.0%	1	11.1%
No	595	41.4%	139	51.3%	123	43.8%	151	37.3%	113	37.2%	8	44.4%	55	36.9%	6	66.7%
Somewhat, please explain:	228	15.9%	33	12.2%	39	13.9%	66	16.3%	55	18.1%	3	16.7%	30	20.1%	2	22.2%
Total	1437	100.0%	271	100.0%	281	100.0%	405	100.0%	304	100.0%	18	100.0%	149	100.0%	9	100.0%



Breakdown by Academic Level

How could the university assist you with the financial burden of taking summer courses? Please select all that apply.

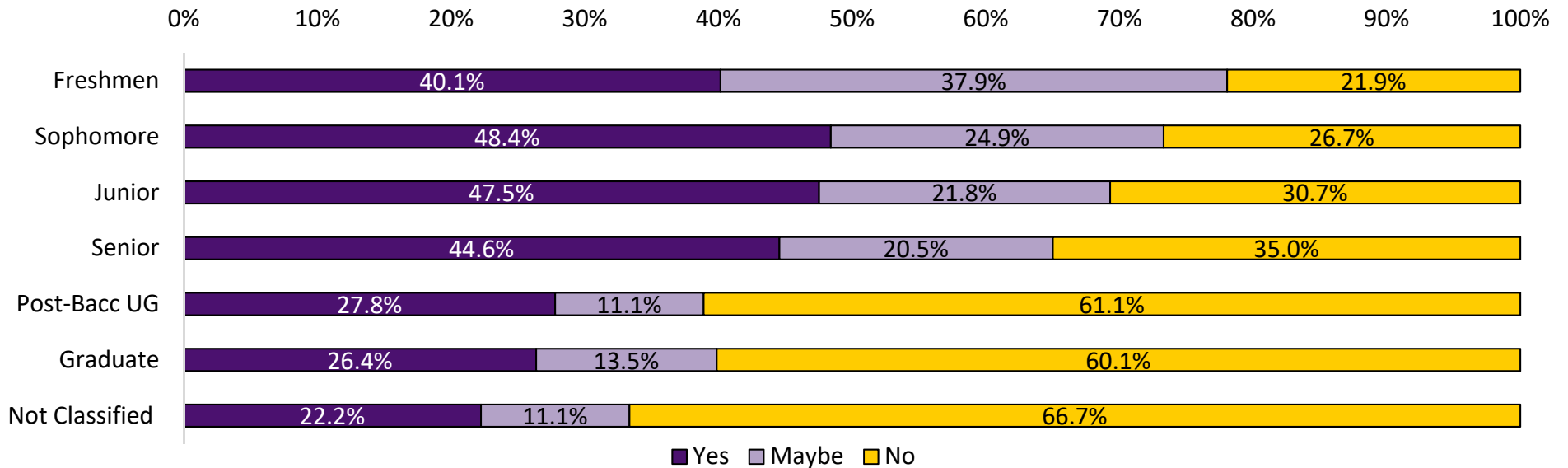


	TOTAL	Freshman		Sophomore		Junior		Senior		Post-Bacc UG		Graduate		Not Classified		
Defer billing until the fall semester	385	27.8%	58	22.1%	68	24.5%	116	29.4%	93	31.7%	8	53.3%	39	28.7%	3	37.5%
Offer discounted summer housing	311	22.4%	94	35.9%	72	25.9%	73	18.5%	48	16.4%	0	0.0%	23	16.9%	1	12.5%
Offer summer meal options	220	15.9%	76	29.0%	46	16.5%	54	13.7%	27	9.2%	0	0.0%	16	11.8%	1	12.5%
Expand summer on-campus employment opportunities	216	15.6%	49	18.7%	50	18.0%	52	13.2%	43	14.7%	0	0.0%	22	16.2%	0	0.0%
Offer summer academic scholarships	984	70.9%	162	61.8%	211	75.9%	298	75.4%	213	72.7%	7	46.7%	90	66.2%	3	37.5%
Reduce summer fees	1136	81.9%	208	79.4%	227	81.7%	326	82.5%	256	87.4%	13	86.7%	101	74.3%	5	62.5%
Other, please specify	27	1.9%	7	2.7%	2	0.7%	10	2.5%	6	2.0%	1	6.7%	1	0.7%	0	0.0%



Breakdown by Academic Level

Would your ability to find local employment be an important part of your decision to enroll at UNI during the summer session?

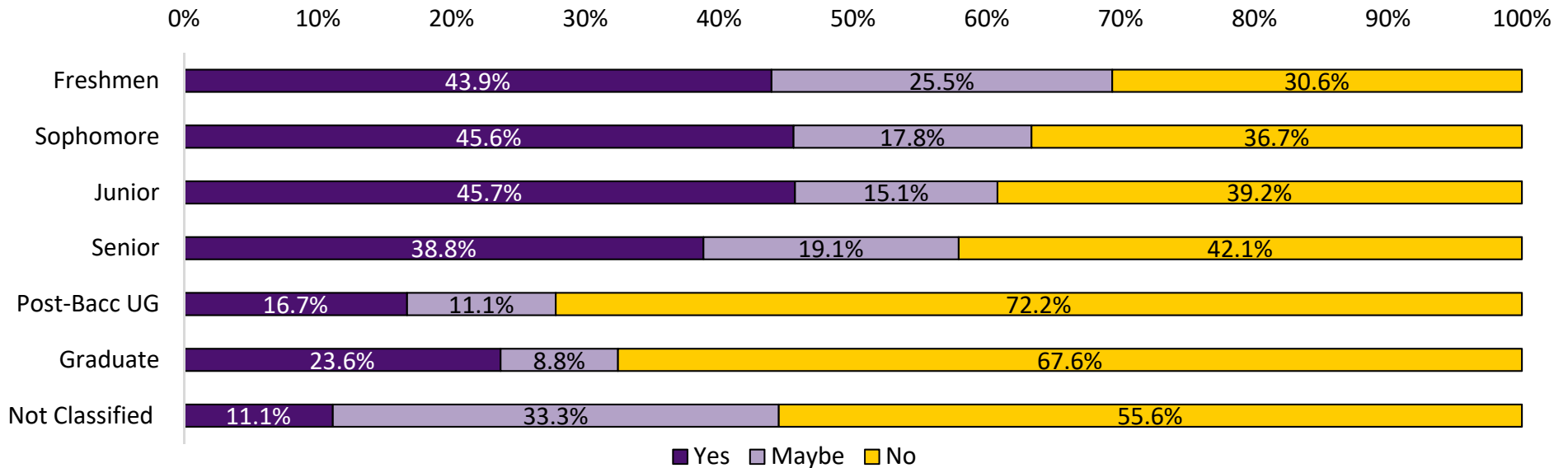


	TOTAL		Freshman		Sophomore		Junior		Senior		Post-Bacc UG		Graduate		Not Classified	
Yes	617	43.1%	108	40.1%	136	48.4%	192	47.5%	135	44.6%	5	27.8%	39	26.4%	2	22.2%
Maybe	345	24.1%	102	37.9%	70	24.9%	88	21.8%	62	20.5%	2	11.1%	20	13.5%	1	11.1%
No	470	32.8%	59	21.9%	75	26.7%	124	30.7%	106	35.0%	11	61.1%	89	60.1%	6	66.7%
Total	1432	100.0%	269	100.0%	281	100.0%	404	100.0%	303	100.0%	18	100.0%	148	100.0%	9	100.0%



Breakdown by Academic Level

Would your ability to find local housing be an important part of your decision to enroll at UNI during the summer session?

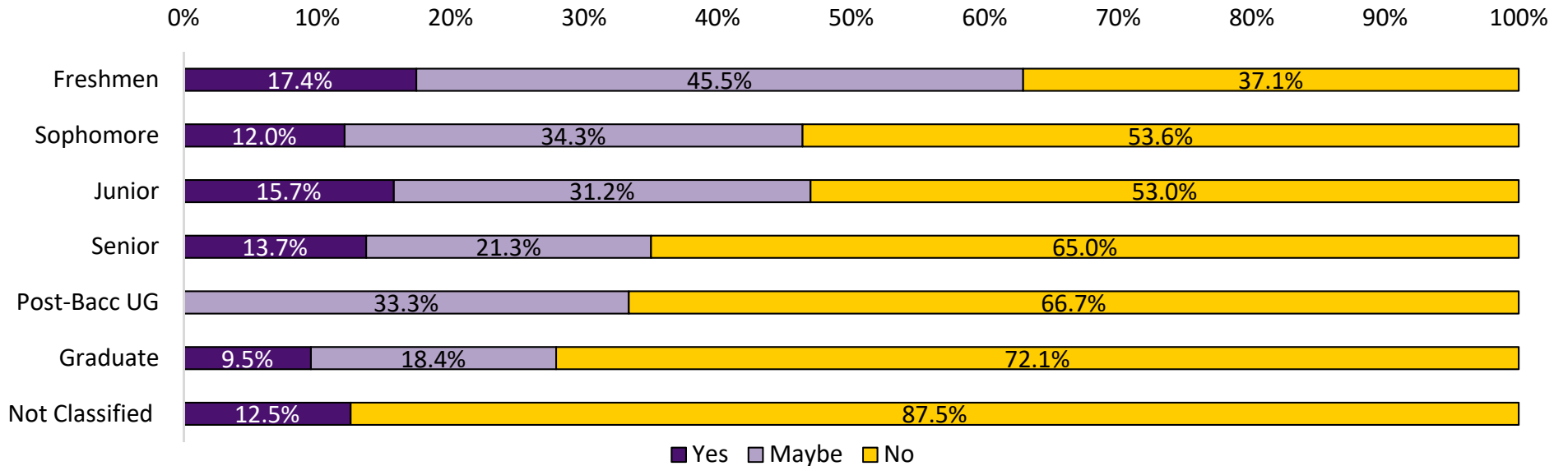


	TOTAL		Freshman		Sophomore		Junior		Senior		Post-Bacc UG		Graduate		Not Classified	
Yes	588	41.0%	119	43.9%	128	45.6%	184	45.7%	118	38.8%	3	16.7%	35	23.6%	1	11.1%
Maybe	256	17.9%	69	25.5%	50	17.8%	61	15.1%	58	19.1%	2	11.1%	13	8.8%	3	33.3%
No	590	41.1%	83	30.6%	103	36.7%	158	39.2%	128	42.1%	13	72.2%	100	67.6%	5	55.6%
Total	1434	100.0%	271	100.0%	281	100.0%	403	100.0%	304	100.0%	18	100.0%	148	100.0%	9	100.0%



Breakdown by Academic Level

Would additional community/social events and offerings influence you wanting to take summer classes?

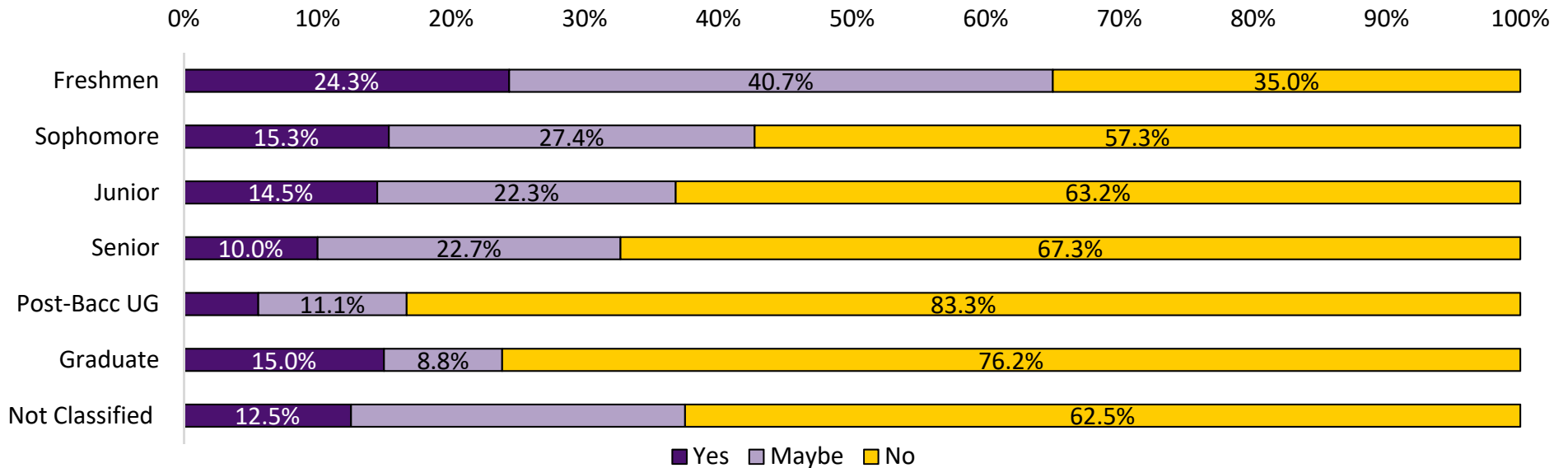


	TOTAL	Freshman	Sophomore	Junior	Senior	Post-Bacc UG	Graduate	Not Classified
Yes	197 14.0%	46 17.4%	33 12.0%	62 15.7%	41 13.7%	0 0.0%	14 9.5%	1 12.5%
Maybe	434 30.9%	120 45.5%	94 34.3%	123 31.2%	64 21.3%	6 33.3%	27 18.4%	0 0.0%
No	774 55.1%	98 37.1%	147 53.6%	209 53.0%	195 65.0%	12 66.7%	106 72.1%	7 87.5%
Total	1405 100.0%	264 100.0%	274 100.0%	394 100.0%	300 100.0%	18 100.0%	147 100.0%	8 100.0%



Breakdown by Academic Level

Would you have any interest in living in university housing if you decided to enroll at UNI during the summer session?

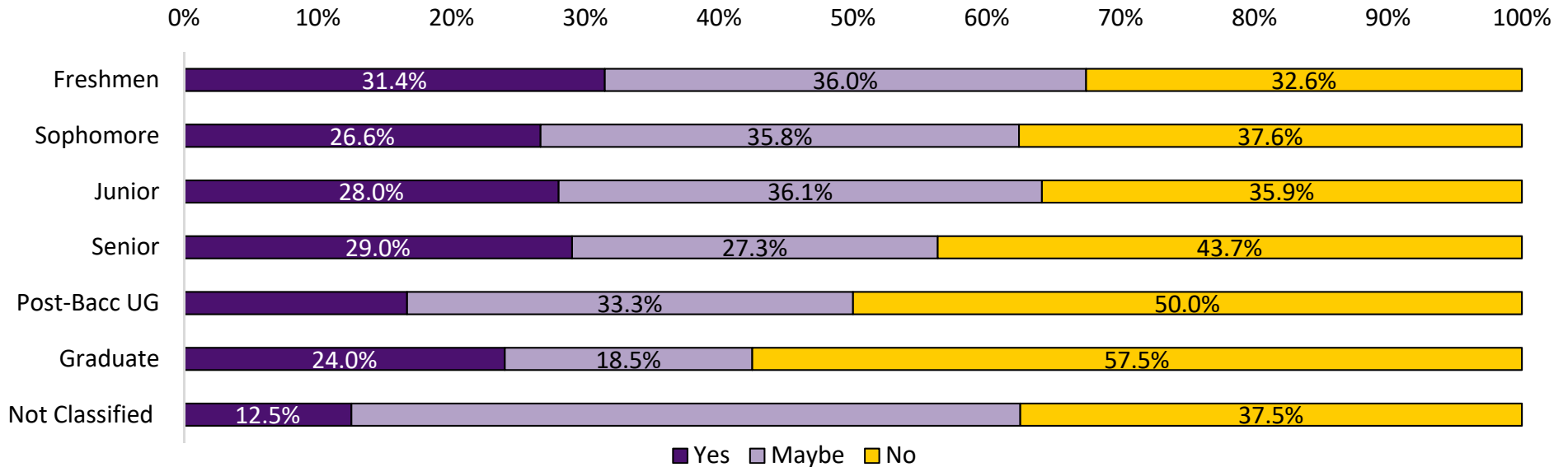


	TOTAL		Freshman		Sophomore		Junior		Senior		Post-Bacc UG		Graduate		Not Classified	
Yes	217	15.5%	64	24.3%	42	15.3%	57	14.5%	30	10.0%	1	5.6%	22	15.0%	1	12.5%
Maybe	355	25.3%	107	40.7%	75	27.4%	88	22.3%	68	22.7%	2	11.1%	13	8.8%	2	25.0%
No	832	59.3%	92	35.0%	157	57.3%	249	63.2%	202	67.3%	15	83.3%	112	76.2%	5	62.5%
Total	1404	100.0%	263	100.0%	274	100.0%	394	100.0%	300	100.0%	18	100.0%	147	100.0%	8	100.0%



Breakdown by Academic Level

Would you have any interest in working on campus if you decided to enroll at UNI during the summer session?



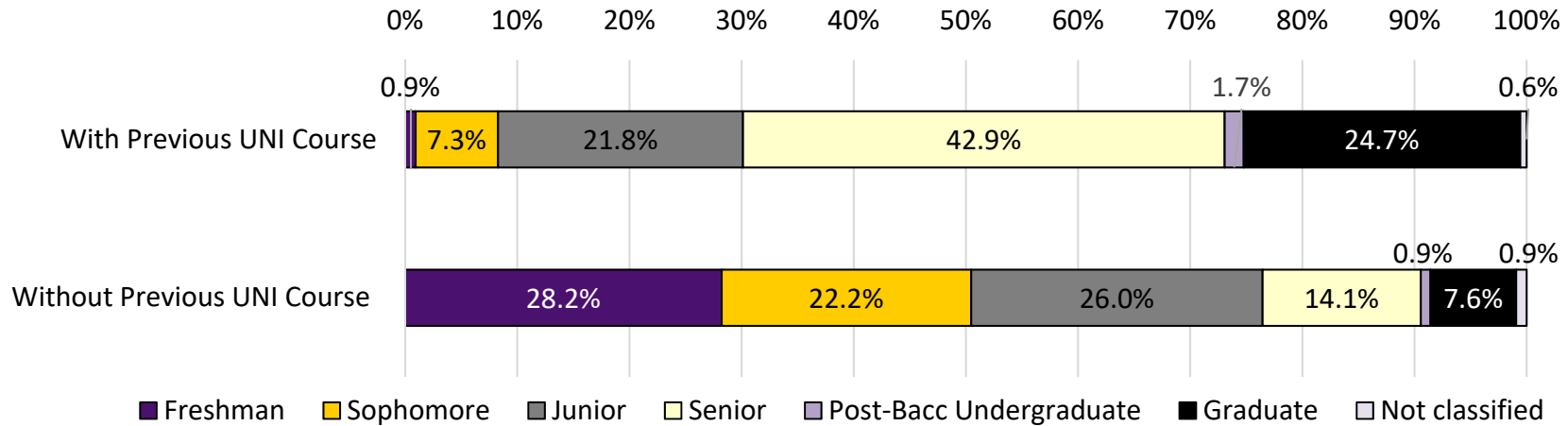
	TOTAL		Freshman		Sophomore		Junior		Senior		Post-Bacc UG		Graduate		Not Classified	
Yes	392	27.9%	83	31.4%	73	26.6%	110	28.0%	87	29.0%	3	16.7%	35	24.0%	1	12.5%
Maybe	454	32.4%	95	36.0%	98	35.8%	142	36.1%	82	27.3%	6	33.3%	27	18.5%	4	50.0%
No	557	39.7%	86	32.6%	103	37.6%	141	35.9%	131	43.7%	9	50.0%	84	57.5%	3	37.5%
Total	1403	100.0%	264	100.0%	274	100.0%	393	100.0%	300	100.0%	18	100.0%	146	100.0%	8	100.0%



Breakdown by Previously Attended UNI Summer Course

Breakdown by Previously Attended UNI Summer Course

Academic Classification

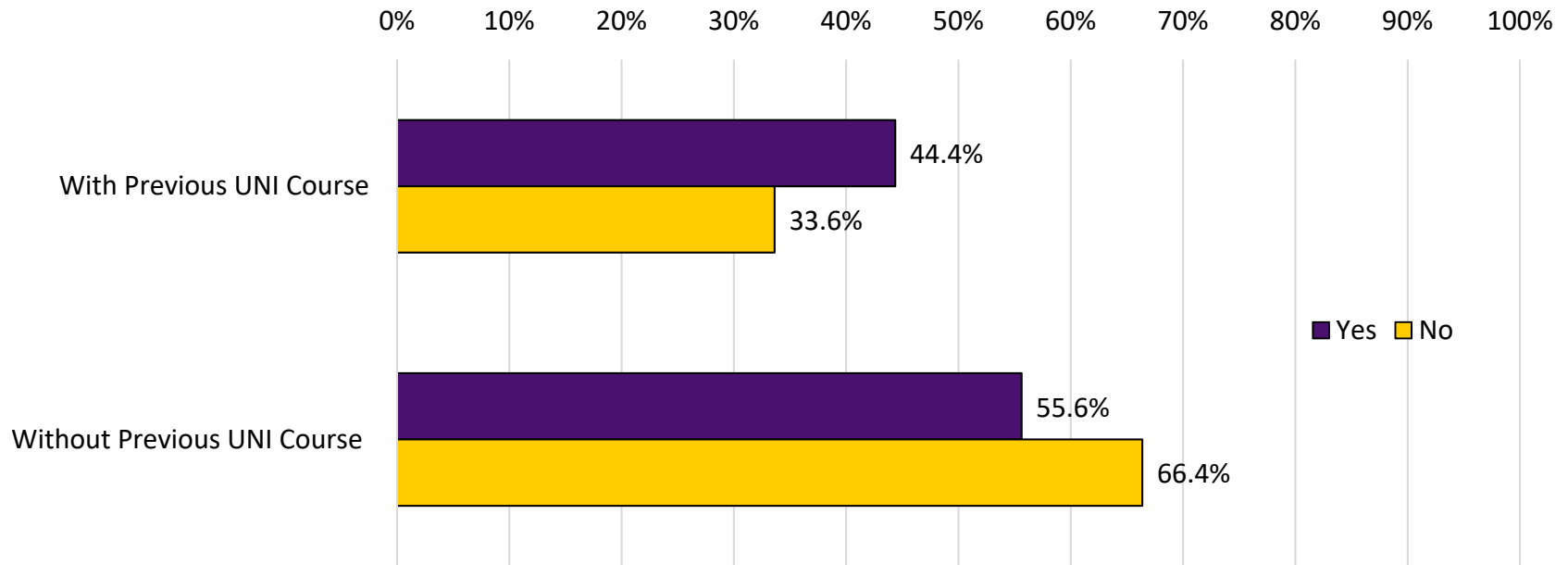


Academic Classification	TOTAL		With Previous UNI Course		Without Previous UNI Course		Unknown	
Freshman	397	20.7%	5	0.9%	392	28.2%	0	0.0%
Sophomore	349	18.2%	39	7.3%	309	22.2%	1	100.0%
Junior	477	24.8%	116	21.8%	361	26.0%	0	0.0%
Senior	424	22.1%	228	42.9%	196	14.1%	0	0.0%
Post-Bacc Undergraduate	21	1.1%	9	1.7%	12	0.9%	0	0.0%
Graduate	237	12.3%	131	24.7%	106	7.6%	0	0.0%
Not classified	16	0.8%	3	0.6%	13	0.9%	0	0.0%
Total	1921	100.0%	531	100.0%	1389	100.0%	1	100.0%



Breakdown by Previously Attended UNI Summer Course

Have you previously taken a summer course from an institution other than UNI?

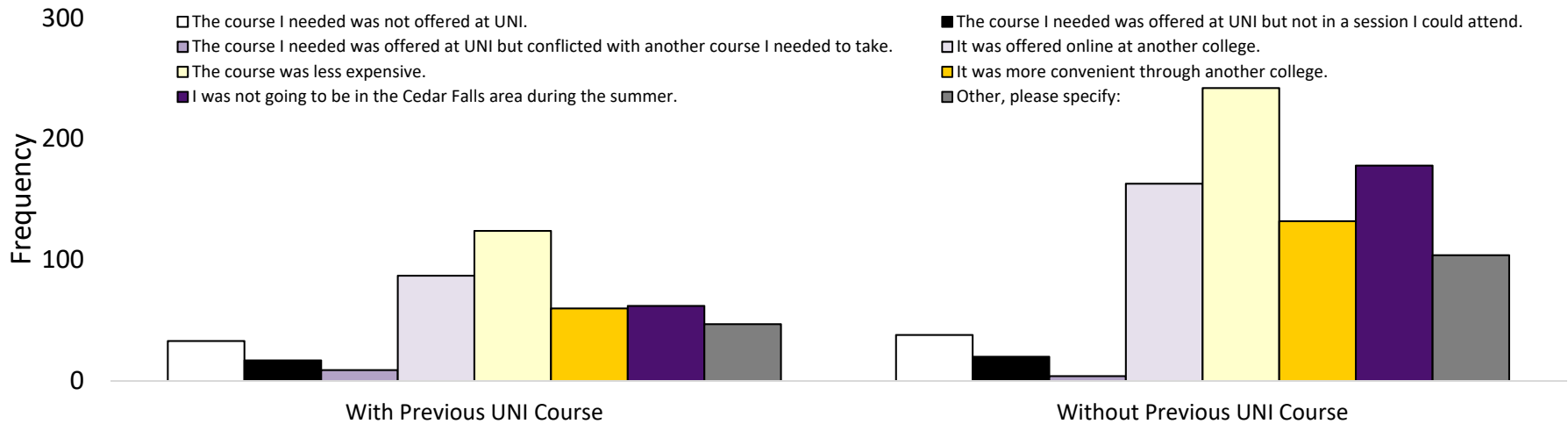


	TOTAL		With Previous UNI Course		Without Previous UNI Course		Unknown	
Yes	686	36.5%	221	44.4%	465	33.6%	0	0.0%
No	1196	63.5%	277	55.6%	918	66.4%	1	100.0%
Total	1882	100.0%	498	100.0%	1383	100.0%	1	100.0%



Breakdown by Previously Attended UNI Summer Course

Please select the reason(s) you chose to take a summer course from an institution other than UNI.



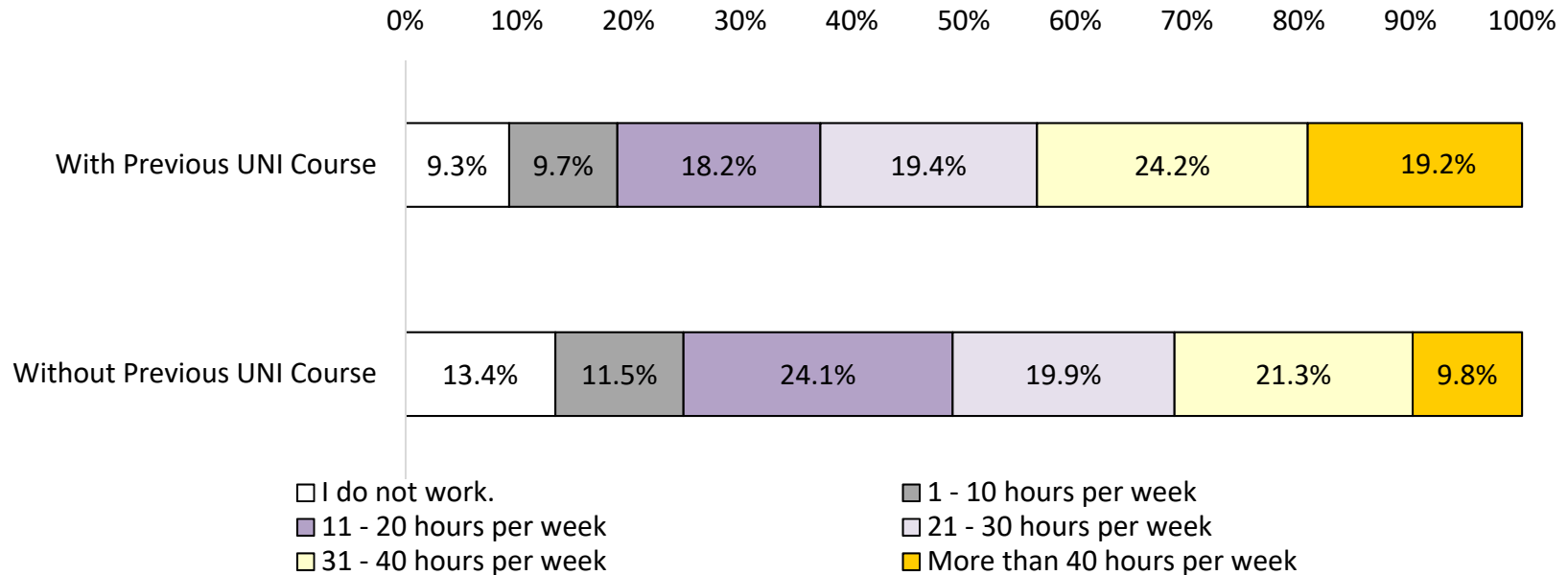
	TOTAL		With Previous UNI Course		Without Previous UNI Course		Unknown	
The course I needed was not offered at UNI.	71	10.6%	33	15.2%	38	8.4%	0	-
The course I needed was offered at UNI but not in a session I could attend.	37	5.5%	17	7.8%	20	4.4%	0	-
The course I needed was offered at UNI but conflicted with another course I needed to take.	13	1.9%	9	4.1%	4	0.9%	0	-
It was offered online at another college.	250	37.2%	87	40.1%	163	35.8%	0	-
The course was less expensive.	366	54.5%	124	57.1%	242	53.2%	0	-
It was more convenient through another college.	192	28.6%	60	27.6%	132	29.0%	0	-
I was not going to be in the Cedar Falls area during the summer.	240	35.7%	62	28.6%	178	39.1%	0	-
Other, please specify:	151	22.5%	47	21.7%	104	22.9%	0	-



Breakdown by Previously Attended UNI Summer Course

PLEASE RESPOND TO THE FOLLOWING QUESTIONS REGARDING YOUR SUMMER EMPLOYMENT.

How many hours per week do you typically work?

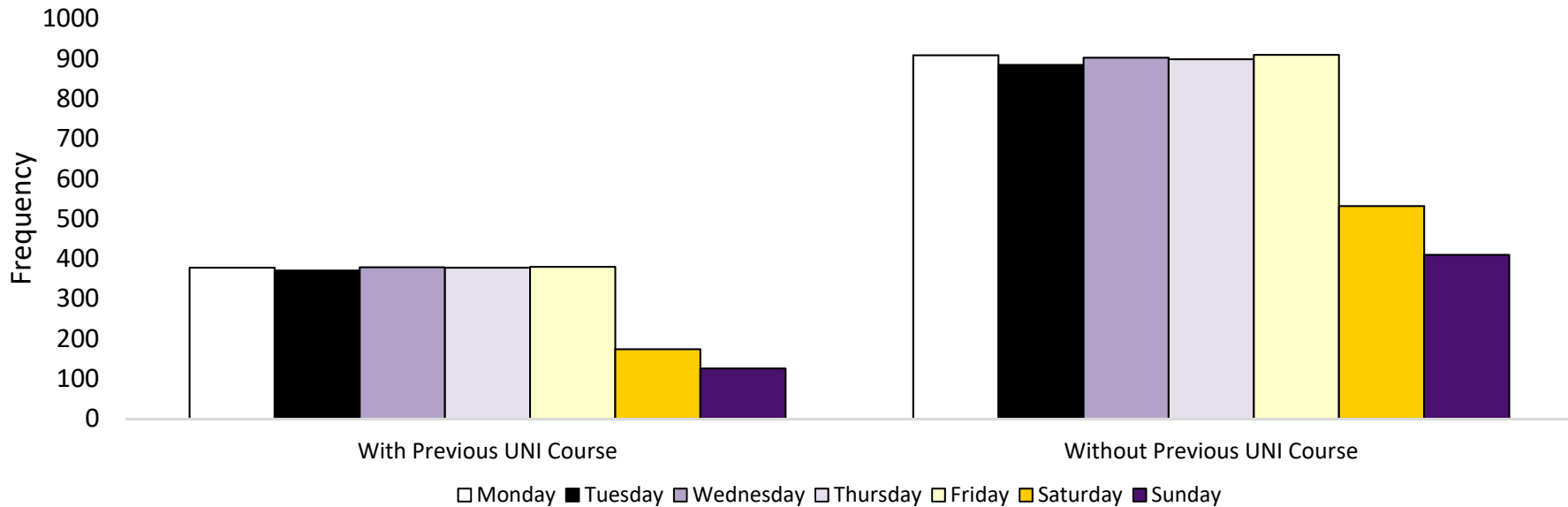


	TOTAL	With Previous UNI Course	Without Previous UNI Course	Unknown
I do not work.	230 12.3%	46 9.3%	184 13.4%	0 0.0%
1 - 10 hours per week	205 11.0%	48 9.7%	157 11.5%	0 0.0%
11 - 20 hours per week	420 22.5%	90 18.2%	330 24.1%	0 0.0%
21 - 30 hours per week	368 19.7%	96 19.4%	272 19.9%	0 0.0%
31 - 40 hours per week	413 22.1%	120 24.2%	292 21.3%	1 100.0%
More than 40 hours per week	229 12.3%	95 19.2%	134 9.8%	0 0.0%
Total	1865 100.0%	495 100.0%	1369 100.0%	1 100.0%



Breakdown by Previously Attended UNI Summer Course

What days of the week do you normally work? Check all that apply.

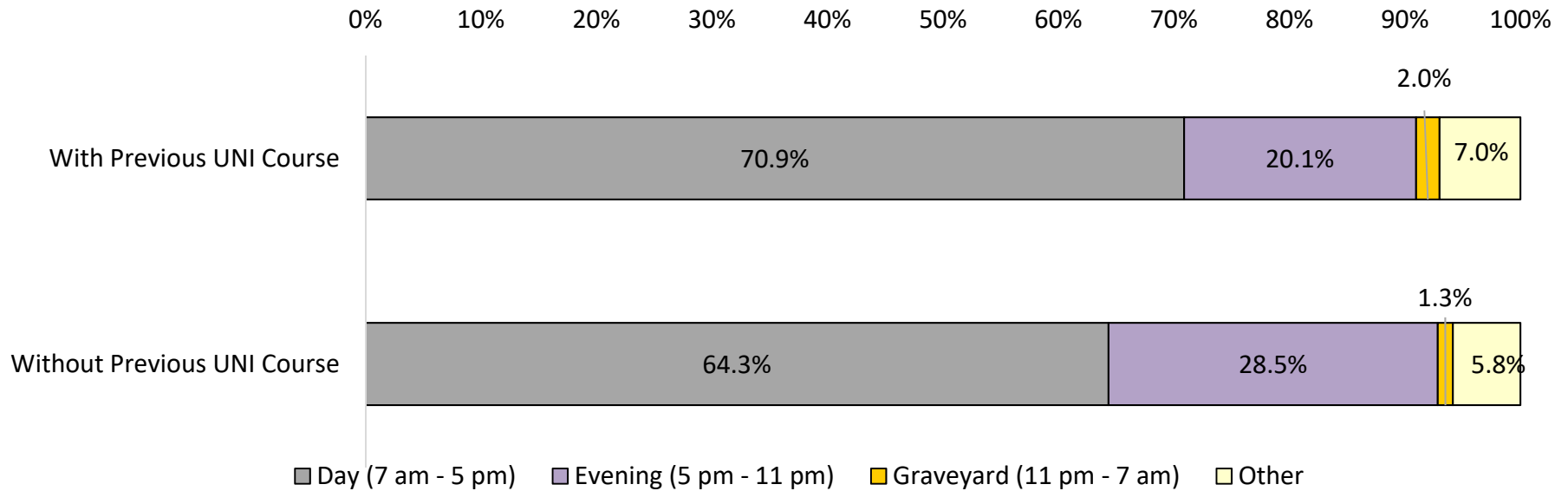


	TOTAL		With Previous UNI Course		Without Previous UNI Course		Unknown	
Monday	1287	85.0%	378	87.7%	909	83.9%	0	-
Tuesday	1256	82.9%	371	86.1%	885	81.6%	0	-
Wednesday	1282	84.6%	379	87.9%	903	83.3%	0	-
Thursday	1277	84.3%	378	87.7%	899	82.9%	0	-
Friday	1290	85.1%	380	88.2%	910	83.9%	0	-
Saturday	706	46.6%	174	40.4%	532	49.1%	0	-
Sunday	536	35.4%	126	29.2%	410	37.8%	0	-



Breakdown by Previously Attended UNI Summer Course

During what time range do you most often work?

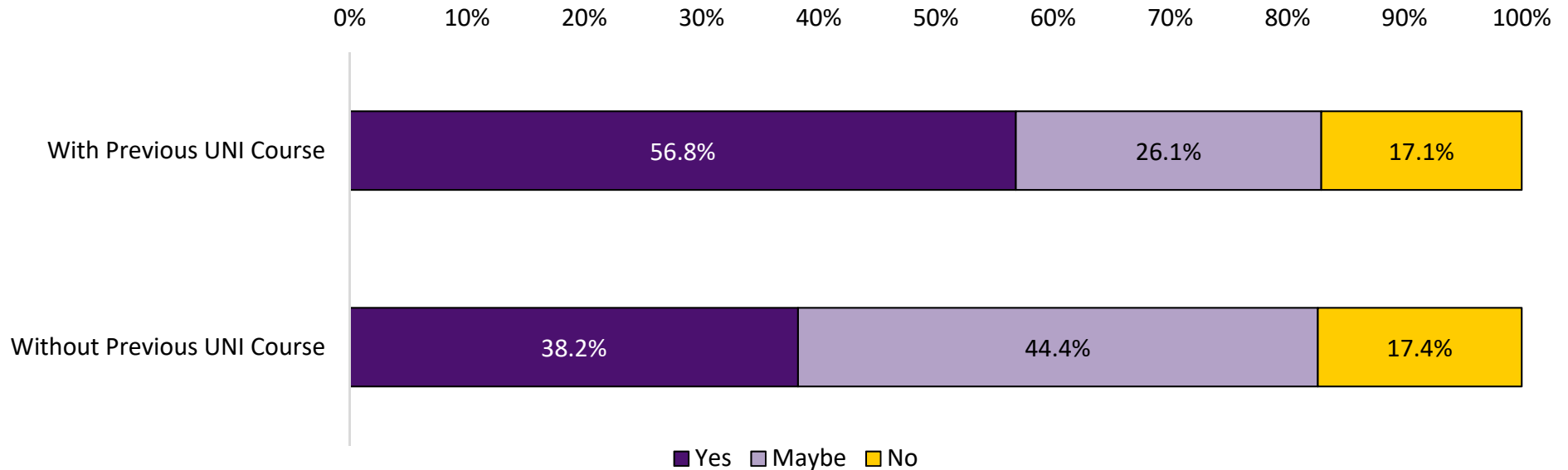


	TOTAL		With Previous UNI Course		Without Previous UNI Course		Unknown	
Day (7 am - 5 pm)	1052	66.1%	314	70.9%	738	64.3%	0	0.0%
Evening (5 pm - 11 pm)	416	26.1%	89	20.1%	327	28.5%	0	0.0%
Graveyard (11 pm - 7 am)	24	1.5%	9	2.0%	15	1.3%	0	0.0%
Other	99	6.2%	31	7.0%	67	5.8%	1	100.0%
Total	1591	100.0%	443	100.0%	1147	100.0%	1	100.0%



Breakdown by Previously Attended UNI Summer Course

Would have any interest in taking a course at UNI during the summer months (May, June, July, or August)?

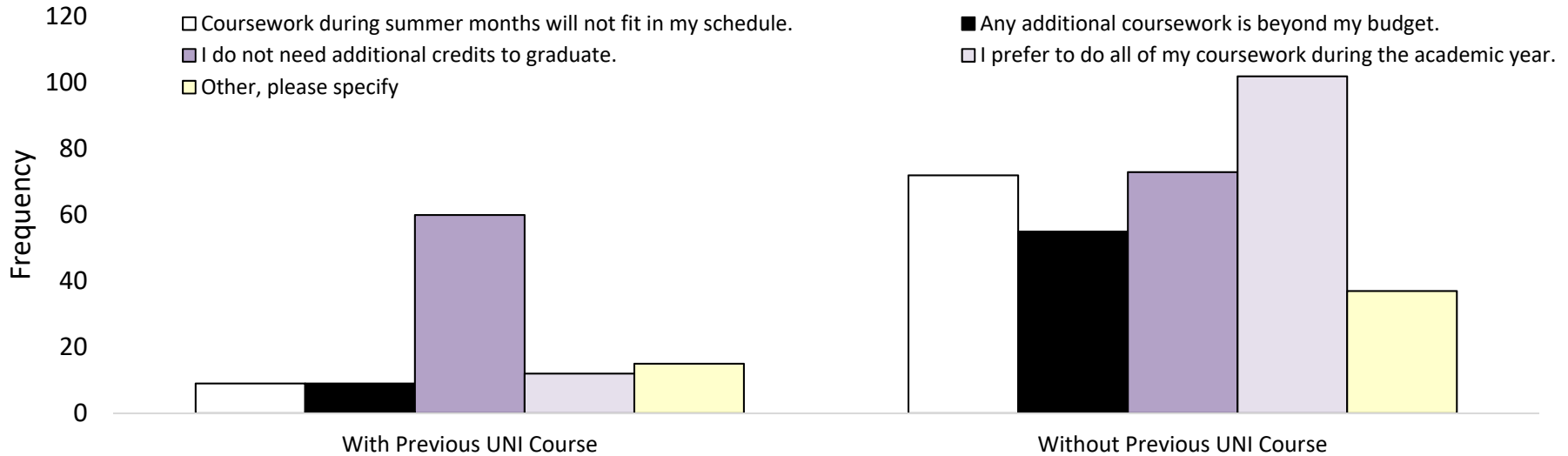


	TOTAL		With Previous UNI Course		Without Previous UNI Course		Unknown	
Yes	792	43.3%	279	56.8%	512	38.2%	1	100.0%
Maybe	722	39.4%	128	26.1%	594	44.4%	0	0.0%
No	317	17.3%	84	17.1%	233	17.4%	0	0.0%
Total	1831	100.0%	491	100.0%	1339	100.0%	1	100.0%



Breakdown by Previously Attended UNI Summer Course

Please select the reasons why you have no interest in taking a summer course at UNI. Please select all that apply.

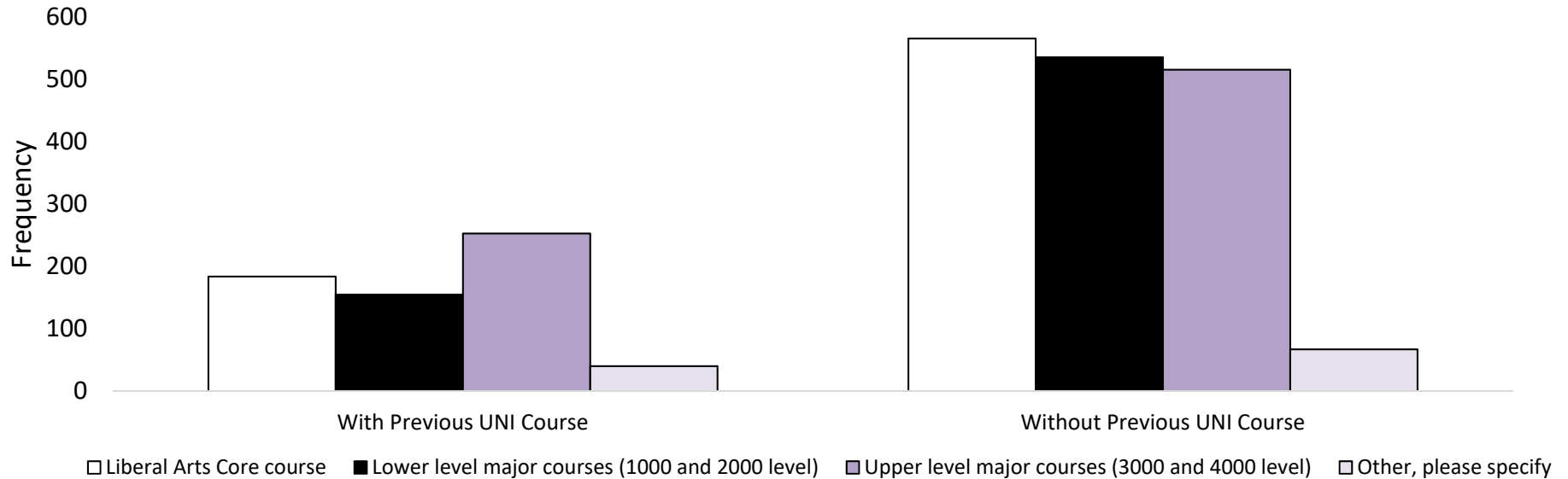


	TOTAL		With Previous UNI Course		Without Previous UNI Course		Unknown	
Coursework during summer months will not fit in my schedule.	81	26.0%	9	10.7%	72	31.7%	0	-
Any additional coursework is beyond my budget.	64	20.6%	9	10.7%	55	24.2%	0	-
I do not need additional credits to graduate.	133	42.8%	60	71.4%	73	32.2%	0	-
I prefer to do all of my coursework during the academic year.	114	36.7%	12	14.3%	102	44.9%	0	-
Other, please specify	52	16.7%	15	17.9%	37	16.3%	0	-



Breakdown by Previously Attended UNI Summer Course

Which course type(s) would encourage you to enroll at UNI during the summer session? Please select all that apply.

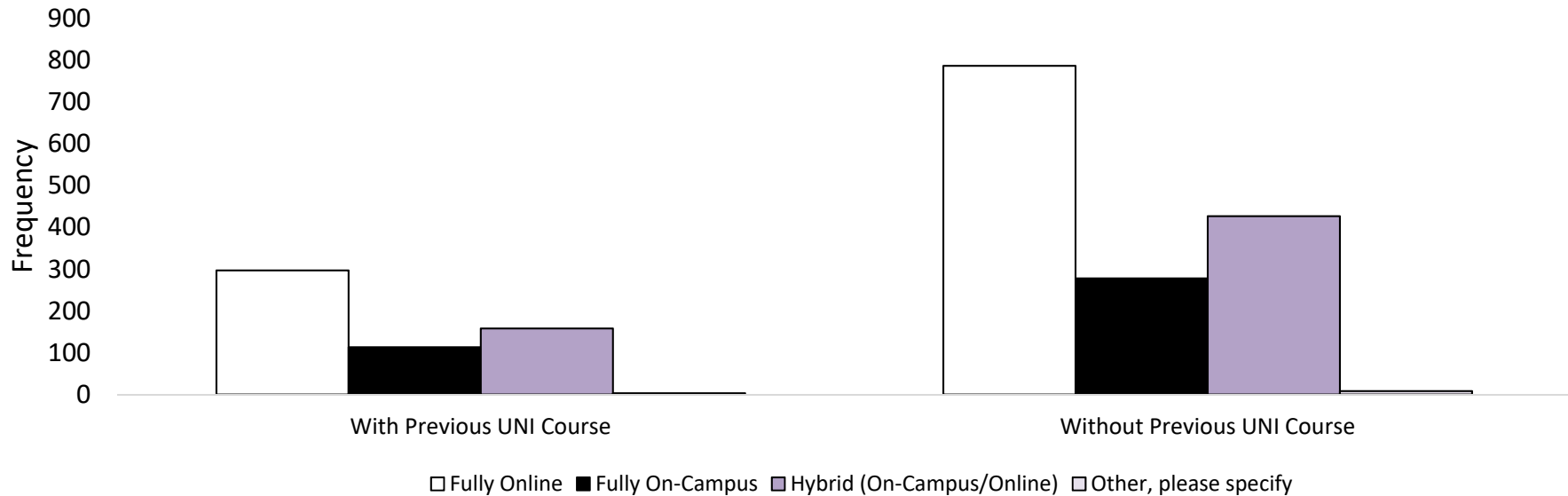


	TOTAL		With Previous UNI Course		Without Previous UNI Course		Unknown	
Liberal Arts Core course	751	51.8%	184	47.8%	566	53.1%	1	100.0%
Lower level major courses (1000 and 2000 level)	692	47.7%	155	40.3%	536	50.3%	1	100.0%
Upper level major courses (3000 and 4000 level)	769	53.0%	253	65.7%	516	48.5%	0	0.0%
Other, please specify	107	7.4%	40	10.4%	67	6.3%	0	0.0%



Breakdown by Previously Attended UNI Summer Course

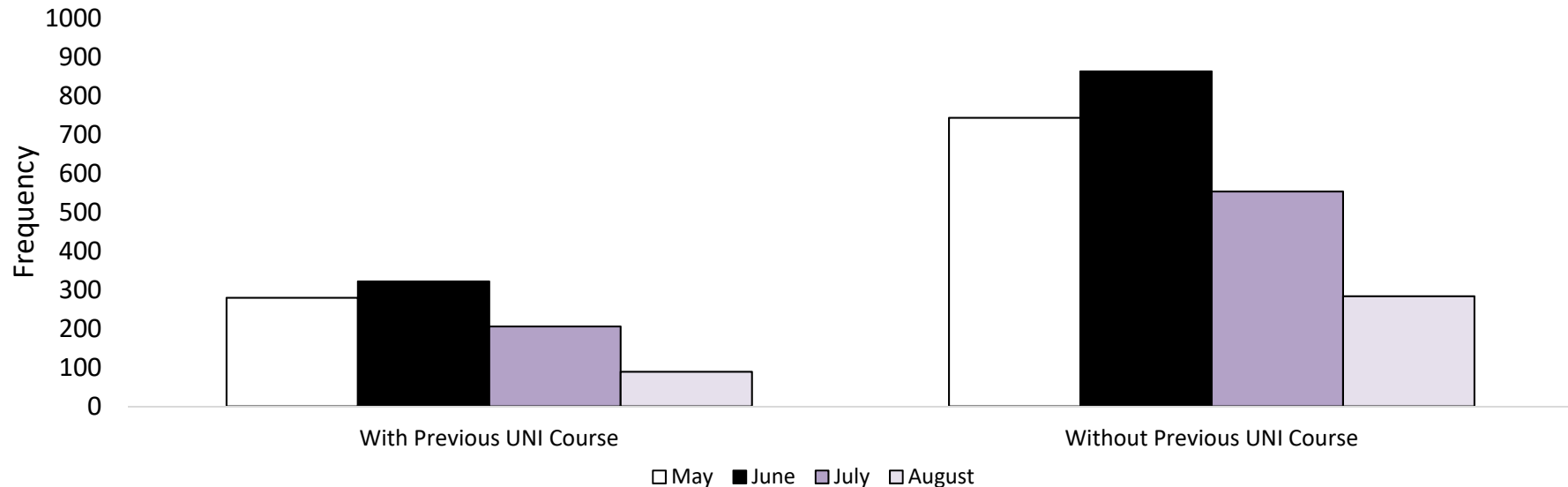
Which instruction type(s) would encourage you to enroll at UNI during the summer session? Please select all that apply.



	TOTAL		With Previous UNI Course		Without Previous UNI Course		Unknown	
Fully Online	1085	74.3%	297	76.5%	787	73.5%	1	100.0%
Fully On-Campus	392	26.8%	113	29.1%	278	26.0%	1	100.0%
Hybrid (On-Campus/Online)	586	40.1%	158	40.7%	427	39.9%	1	100.0%
Other, please specify	11	0.8%	3	0.8%	8	0.7%	0	0.0%

Breakdown by Previously Attended UNI Summer Course

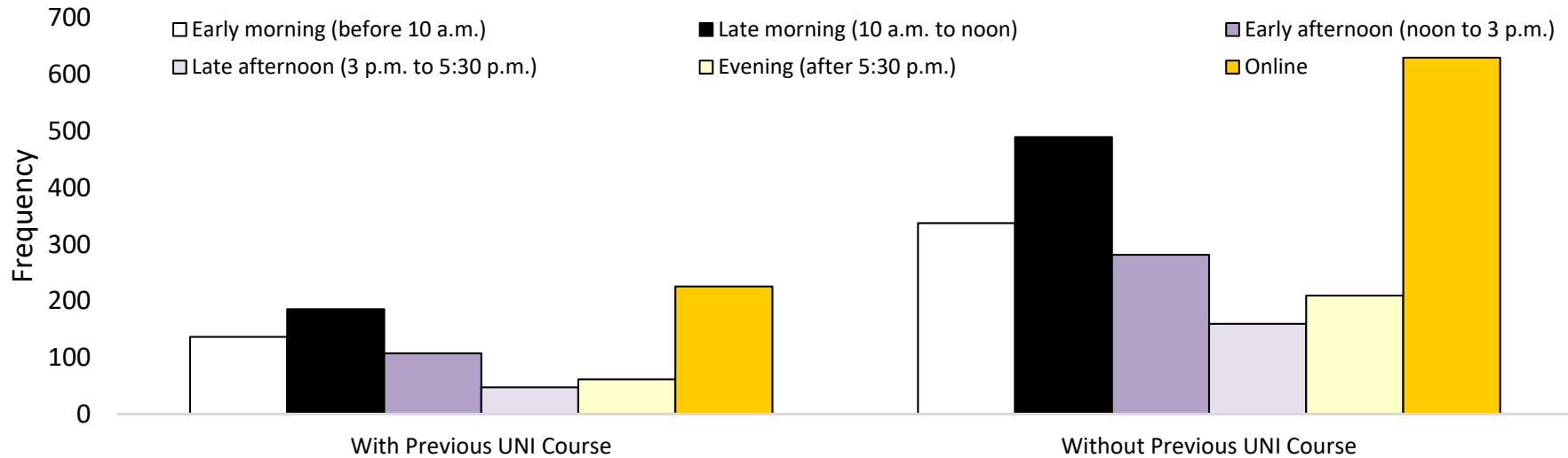
What course month(s) would encourage you to enroll at UNI during the summer session? Please select all that apply.



	TOTAL		With Previous UNI Course		Without Previous UNI Course		Unknown	
May	1025	70.4%	280	72.2%	744	69.7%	1	100.0%
June	1187	81.5%	322	83.0%	864	80.9%	1	100.0%
July	761	52.2%	206	53.1%	554	51.9%	1	100.0%
August	373	25.6%	89	22.9%	284	26.6%	0	0.0%

Breakdown by Previously Attended UNI Summer Course

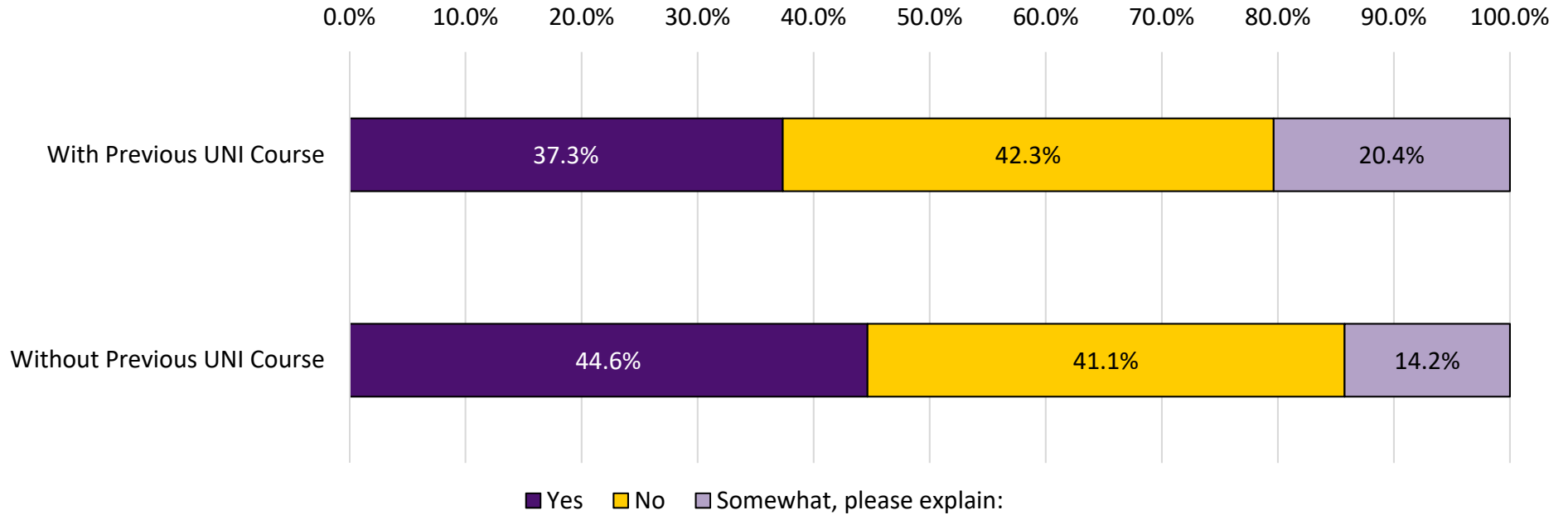
What course time(s) would encourage you to enroll at UNI during the summer session? Please select all that apply.



	TOTAL		With Previous UNI Course		Without Previous UNI Course		Unknown	
Early morning (before 10 a.m.)	476	32.7%	137	35.5%	338	31.6%	1	100.0%
Late morning (10 a.m. to noon)	677	46.5%	186	48.2%	490	45.8%	1	100.0%
Early afternoon (noon to 3 p.m.)	391	26.9%	108	28.0%	282	26.4%	1	100.0%
Late afternoon (3 p.m. to 5:30 p.m.)	209	14.4%	48	12.4%	160	15.0%	1	100.0%
Evening (after 5:30 p.m.)	273	18.8%	62	16.1%	210	19.6%	1	100.0%
Online	857	58.9%	226	58.5%	630	58.9%	1	100.0%

Breakdown by Previously Attended UNI Summer Course

Is taking a summer course(s) at UNI a financial burden for you?

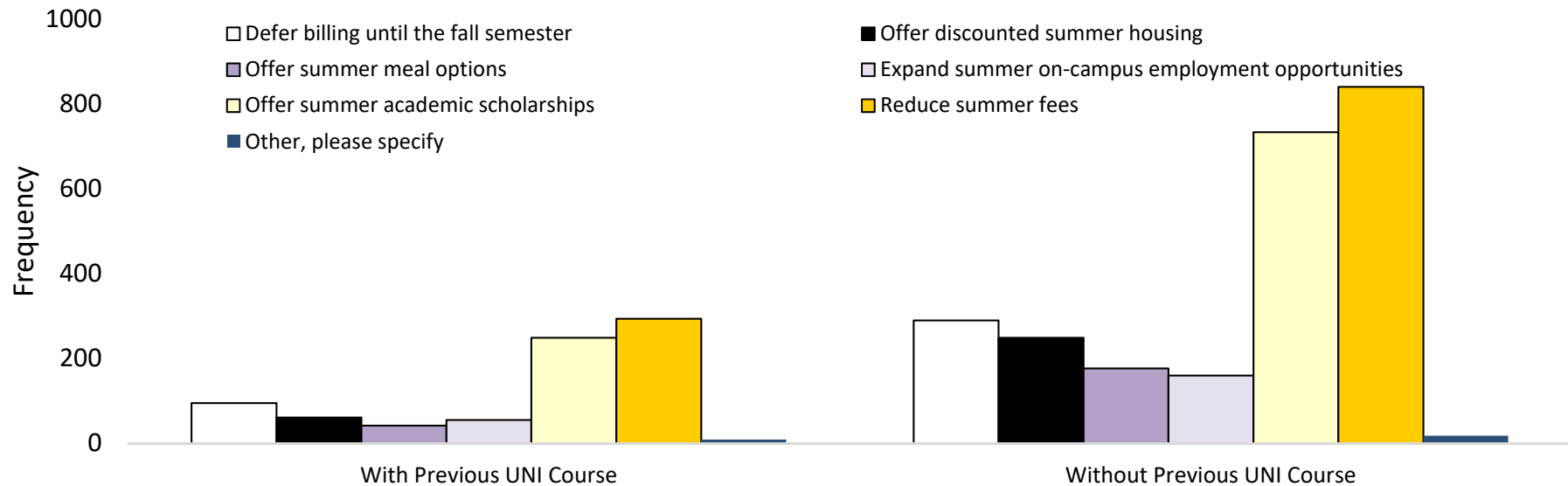


	TOTAL		With Previous UNI Course		Without Previous UNI Course		Unknown	
Yes	614	42.7%	143	37.3%	470	44.6%	1	100.0%
No	595	41.4%	162	42.3%	433	41.1%	0	0.0%
Somewhat, please explain:	228	15.9%	78	20.4%	150	14.2%	0	0.0%
Total	1437	100.0%	383	100.0%	1053	100.0%	1	100.0%



Breakdown by Previously Attended UNI Summer Course

How could the university assist you with the financial burden of taking summer courses? Please select all that apply.

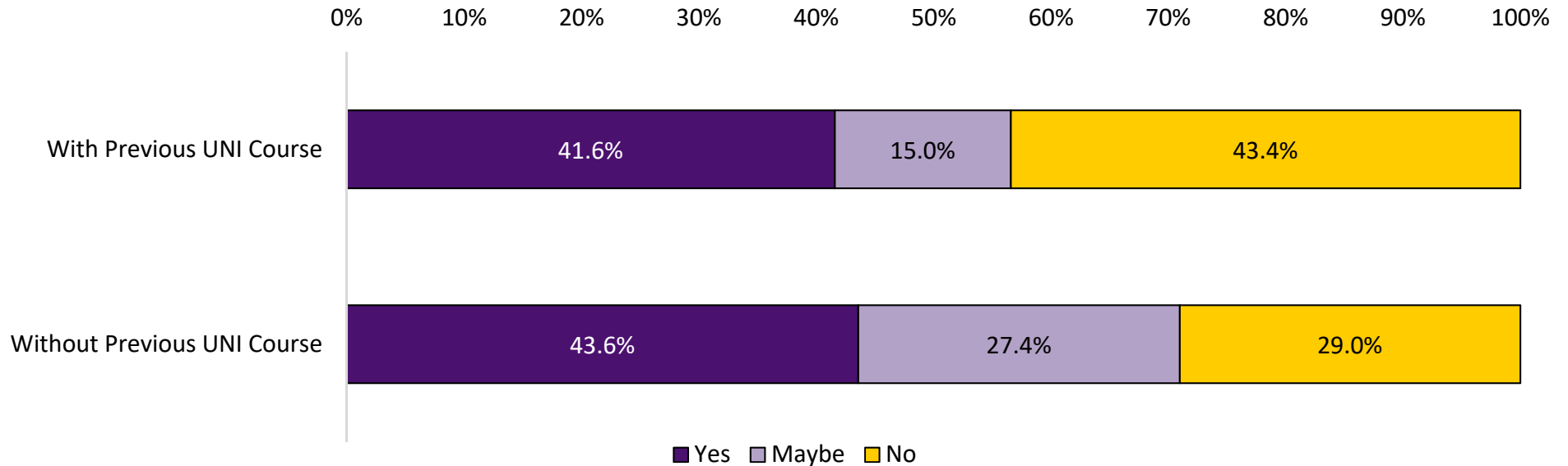


	TOTAL		With Previous UNI Course		Without Previous UNI Course		Unknown	
Defer billing until the fall semester	385	27.8%	95	26.2%	290	28.3%	0	0.0%
Offer discounted summer housing	311	22.4%	61	16.8%	249	24.3%	1	100.0%
Offer summer meal options	220	15.9%	42	11.6%	177	17.3%	1	100.0%
Expand summer on-campus employment opportunities	216	15.6%	55	15.2%	160	15.6%	1	100.0%
Offer summer academic scholarships	984	70.9%	249	68.6%	734	71.7%	1	100.0%
Reduce summer fees	1136	81.9%	294	81.0%	841	82.2%	1	100.0%
Other, please specify	27	1.9%	9	2.5%	18	1.8%	0	0.0%



Breakdown by Previously Attended UNI Summer Course

Would your ability to find local employment be an important part of your decision to enroll at UNI during the summer session?

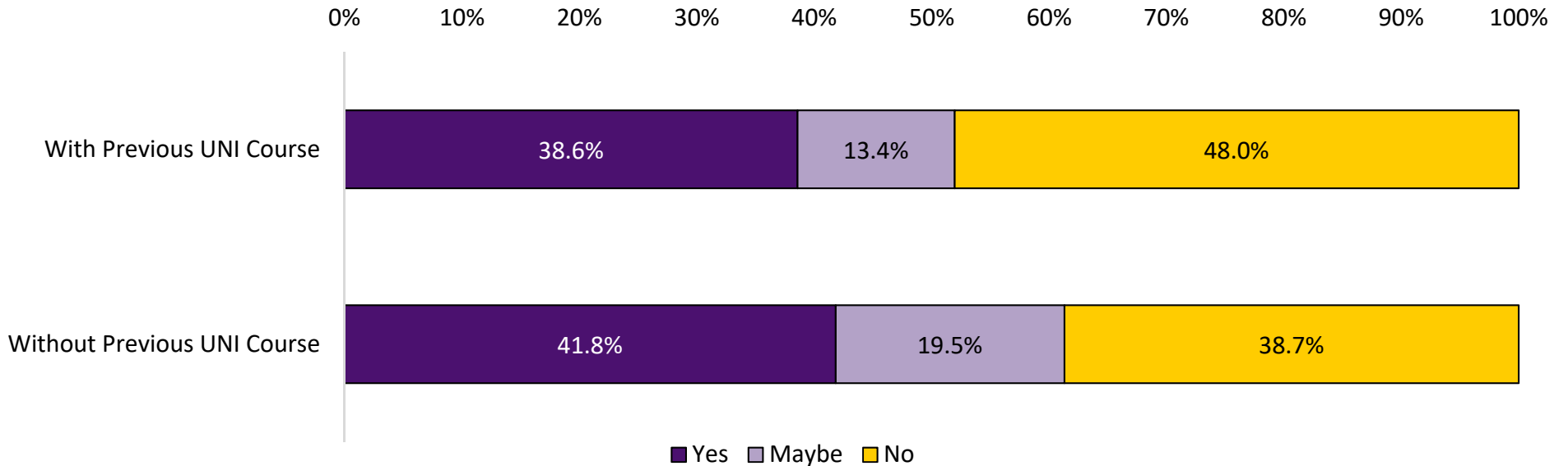


	TOTAL		With Previous UNI Course		Without Previous UNI Course		Unknown	
Yes	617	43.1%	158	41.6%	458	43.6%	1	100.0%
Maybe	345	24.1%	57	15.0%	288	27.4%	0	0.0%
No	470	32.8%	165	43.4%	305	29.0%	0	0.0%
Total	1432	100.0%	380	100.0%	1051	100.0%	1	100.0%



Breakdown by Previously Attended UNI Summer Course

Would your ability to find local housing be an important part of your decision to enroll at UNI during the summer session?

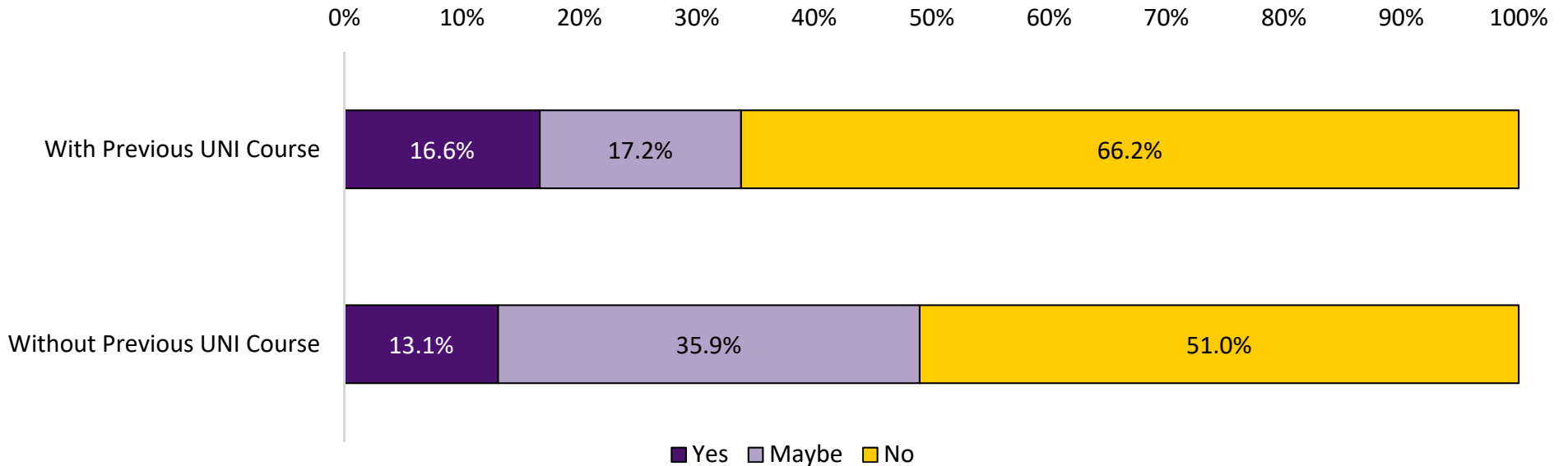


	TOTAL		With Previous UNI Course		Without Previous UNI Course		Unknown	
Yes	588	41.0%	147	38.6%	440	41.8%	1	100.0%
Maybe	256	17.9%	51	13.4%	205	19.5%	0	0.0%
No	590	41.1%	183	48.0%	407	38.7%	0	0.0%
Total	1434	100.0%	381	100.0%	1052	100.0%	1	100.0%



Breakdown by Previously Attended UNI Summer Course

Would additional community/social events and offerings influence you wanting to take summer classes?

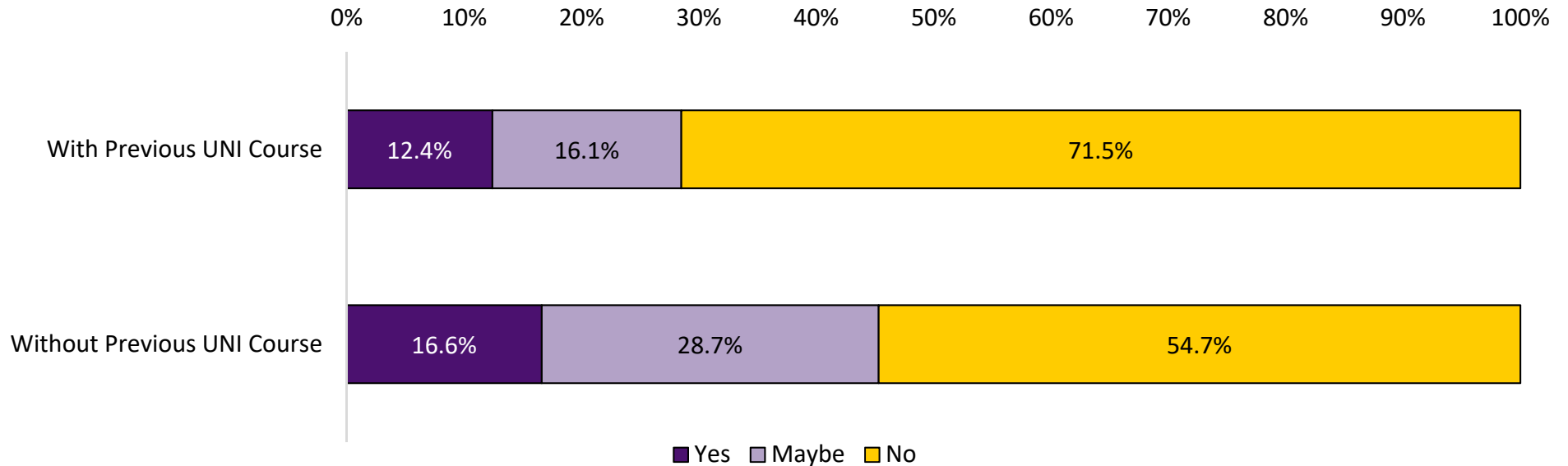


	TOTAL		With Previous UNI Course		Without Previous UNI Course		Unknown	
Yes	197	14.0%	63	16.6%	134	13.1%	0	0.0%
Maybe	434	30.9%	65	17.2%	368	35.9%	1	100.0%
No	774	55.1%	251	66.2%	523	51.0%	0	0.0%
Total	1405	100.0%	379	100.0%	1025	100.0%	1	100.0%



Breakdown by Previously Attended UNI Summer Course

Would you have any interest in living in university housing if you decided to enroll at UNI during the summer session?

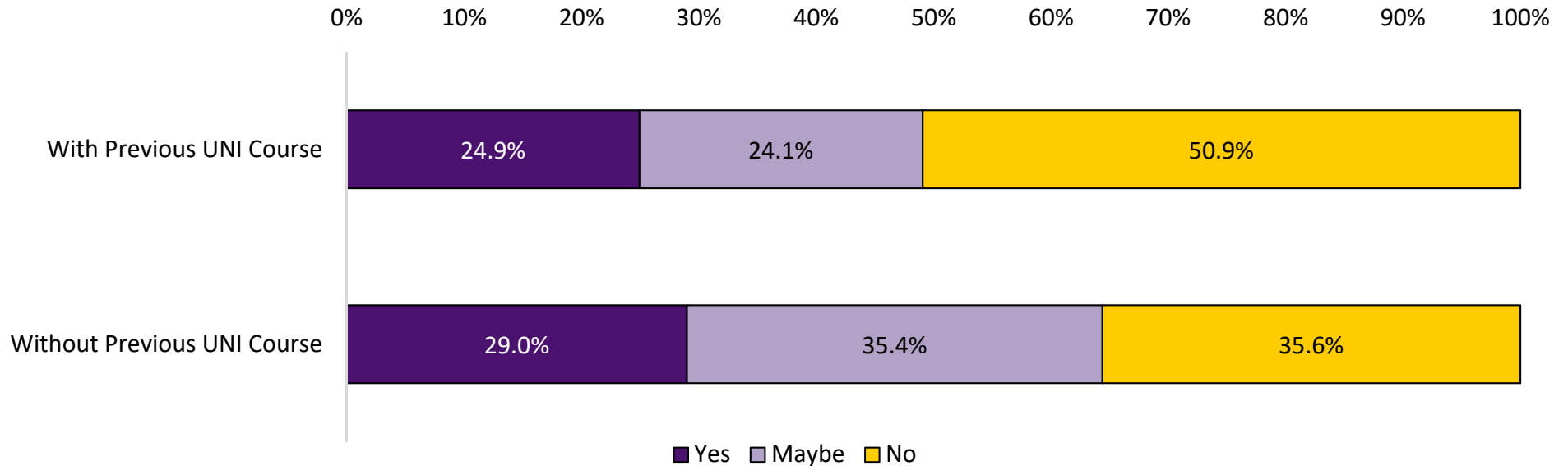


	TOTAL		With Previous UNI Course		Without Previous UNI Course		Unknown	
Yes	217	15.5%	47	12.4%	170	16.6%	0	0.0%
Maybe	355	25.3%	61	16.1%	294	28.7%	0	0.0%
No	832	59.3%	271	71.5%	560	54.7%	1	100.0%
Total	1404	100.0%	379	100.0%	1024	100.0%	1	100.0%



Breakdown by Previously Attended UNI Summer Course

Would you have any interest in working on campus if you decided to enroll at UNI during the summer session?



	TOTAL		With Previous UNI Course		Without Previous UNI Course		Unknown	
Yes	392	27.9%	94	24.9%	297	29.0%	1	100.0%
Maybe	454	32.4%	91	24.1%	363	35.4%	0	0.0%
No	557	39.7%	192	50.9%	365	35.6%	0	0.0%
Total	1403	100.0%	377	100.0%	1025	100.0%	1	100.0%

