

Human Resources 2013-14

Institution: University of Northern Iowa (154095)

User ID: P1540951

Overview

Human Resources Overview

Welcome to the IPEDS Human Resources (HR) survey component. This survey collects important information about your institution's staff.

Recent changes

There are no changes in reporting for 2013-14. However, clarifications have been made to screens and instructions, to address respondent questions. Also, check out the new FAQs.

Several Occupational Categories have been renamed, to better describe who should be reported in them:

- **New:** Community, Social Service, Legal, Arts, Design, Entertainment, Sports, and Media Occupations (21-0000 + 23-0000 + 27-0000)
- **Old:** Community Service, Legal, Arts, and Media Occupations

- **New:** Student and Academic Affairs and Other Education Services Occupations (25-2000 + 25-3000 + 25-9000)
- **Old:** Other Teaching and Instructional Support Occupations

One contract type category has been expanded:

- **New:** Multi-year or continuing or at-will contract
- **Old:** Multi-year contract

See the instructions for the **NEW Key Reporting Concepts** section -- basic reporting concepts that will assist you in completing the Human Resources component.

Resources:

- To download the survey materials for this component: [Survey Materials](#)
- The IPEDS HR/SOC Information Center can be found at the following website: <http://nces.ed.gov/ipeds/resource/soc.asp>. (The resource center includes the IPEDS/SOC crosswalk, SOC information, the IPEDS HR/SOC Browse Tool, and web tutorials.)

Data reporting reminders:

- Enter data on each displayed screen. If a screen is not applicable, enter at least one zero in a field on the screen.
- Report staff members difficult to categorize in the "Human Resources Survey Evaluation" box at the end of the survey.

To access your prior year data submission for this component: [Reported Data](#)

If you have questions about completing this survey, please contact the **IPEDS Help Desk at 1-877-225-2568**.

Institution: University of Northern Iowa (154095)

User ID: P1540951

Human Resources Screening Questions

Does your institution have any part-time staff?

*If you answer **Yes** to this question, you will be provided the screens to report part-time staff.*

Yes

No

Does your institution have 15 or more full-time staff?

Yes

No

? Do ALL of the instructional staff at your institution fall into any of the following categories?

If you answer **Yes** to any of the questions below, you will **NOT** be required to report **Part G - Salaries** for instructional staff. However, Part G will still be required for reporting data for full-time non-instructional staff.

No

Yes

Are ALL of the instructional staff military personnel?

No

Yes

Do ALL of the instructional staff contribute their services (e.g., members of a religious order)?

No

Yes

Do ALL of the instructional staff teach pre-clinical or clinical medicine?

You may use the space below to provide context for the data you've reported above.

Institution: University of Northern Iowa (154095)

User ID: P1540951

Human Resources Screening Questions

Does your institution have a tenure system?

If you answer **Yes** to this question, you will be provided the screens to report some data by tenure status.

Yes

No

Does your institution have graduate assistants?

If you answer **Yes** to this question, you will be provided the screens to report graduate assistants.

	<input checked="" type="radio"/>	Yes	<input type="radio"/>	No
<p>Did your institution hire any full-time permanent staff who were included on the payroll of the institution between July 1 and October 31, 2013 either for the <i>first time</i> (new to the institution) or <i>after a break in service</i> AND who were still on the payroll of the institution as of November 1, 2013? (Exclude persons who have returned from sabbatical leave and full-time instructional staff who are working less-than-9-month contracts.)</p>				
<p><i>If you answer Yes to this question and your institution has 15 or more full-time staff, you will be provided the screens to report full-time permanent new hires in Part H.</i></p>				
	<input checked="" type="radio"/>	Yes	<input type="radio"/>	No

Institution: University of Northern Iowa (154095)

User ID: P1540951

Part A1 - Full-time Instructional Staff

Number of Full-time Instructional Staff
With Faculty Status
Tenured

As of November 1, 2013

- Report Hispanic/Latino individuals of any race as Hispanic/Latino
- Report race for non-Hispanic/Latino individuals only
- Include both Primarily Instruction and Instruction Combined with Research and/or Public Service

Gender and race/ethnicity	Academic Rank					No academic rank	Total
	Professors	Associate professors	Assistant professors	Instructors	Lecturers		
Men							
<u>Nonresident alien</u>	<input type="text" value="0"/>	<input type="text" value="4"/>	<input type="text" value="0"/>	<input type="text" value="0"/>	<input type="text" value="0"/>	<input type="text" value="0"/>	4
<u>Hispanic/Latino</u>	<input type="text" value="3"/>	<input type="text" value="3"/>	<input type="text" value="0"/>	<input type="text" value="0"/>	<input type="text" value="0"/>	<input type="text" value="0"/>	6
<u>American Indian or Alaska Native</u>	<input type="text" value="0"/>	<input type="text" value="0"/>	<input type="text" value="0"/>	<input type="text" value="0"/>	<input type="text" value="0"/>	<input type="text" value="0"/>	0
<u>Asian</u>	<input type="text" value="10"/>	<input type="text" value="9"/>	<input type="text" value="0"/>	<input type="text" value="0"/>	<input type="text" value="0"/>	<input type="text" value="0"/>	19
<u>Black or African American</u>	<input type="text" value="4"/>	<input type="text" value="2"/>	<input type="text" value="0"/>	<input type="text" value="0"/>	<input type="text" value="0"/>	<input type="text" value="0"/>	6
<u>Native Hawaiian or Other Pacific Islander</u>	<input type="text" value="1"/>	<input type="text" value="0"/>	<input type="text" value="0"/>	<input type="text" value="0"/>	<input type="text" value="0"/>	<input type="text" value="0"/>	1
<u>White</u>	<input type="text" value="91"/>	<input type="text" value="86"/>	<input type="text" value="5"/>	<input type="text" value="7"/>	<input type="text" value="0"/>	<input type="text" value="0"/>	189
Two or more races	<input type="text" value="1"/>	<input type="text" value="1"/>	<input type="text" value="0"/>	<input type="text" value="0"/>	<input type="text" value="0"/>	<input type="text" value="0"/>	2
<u>Race and ethnicity unknown</u>	<input type="text" value="0"/>	<input type="text" value="0"/>	<input type="text" value="0"/>	<input type="text" value="0"/>	<input type="text" value="0"/>	<input type="text" value="0"/>	0
Total men	110	105	5	7	0	0	227
Women							
Nonresident alien	<input type="text" value="0"/>	<input type="text" value="3"/>	<input type="text" value="0"/>	<input type="text" value="0"/>	<input type="text" value="0"/>	<input type="text" value="0"/>	3
Hispanic/Latino	<input type="text" value="1"/>	<input type="text" value="2"/>	<input type="text" value="0"/>	<input type="text" value="0"/>	<input type="text" value="0"/>	<input type="text" value="0"/>	3
American Indian or Alaska Native	<input type="text" value="1"/>	<input type="text" value="0"/>	<input type="text" value="0"/>	<input type="text" value="0"/>	<input type="text" value="0"/>	<input type="text" value="0"/>	1
Asian	<input type="text" value="0"/>	<input type="text" value="7"/>	<input type="text" value="0"/>	<input type="text" value="0"/>	<input type="text" value="0"/>	<input type="text" value="0"/>	7
Black or African American	<input type="text" value="0"/>	<input type="text" value="2"/>	<input type="text" value="0"/>	<input type="text" value="0"/>	<input type="text" value="0"/>	<input type="text" value="0"/>	2
Native Hawaiian or Other Pacific Islander	<input type="text" value="0"/>	<input type="text" value="0"/>	<input type="text" value="0"/>	<input type="text" value="0"/>	<input type="text" value="0"/>	<input type="text" value="0"/>	0
White	<input type="text" value="39"/>	<input type="text" value="66"/>	<input type="text" value="6"/>	<input type="text" value="20"/>	<input type="text" value="0"/>	<input type="text" value="0"/>	131
Two or more races	<input type="text" value="1"/>	<input type="text" value="0"/>	<input type="text" value="0"/>	<input type="text" value="0"/>	<input type="text" value="0"/>	<input type="text" value="0"/>	1
Race and ethnicity unknown	<input type="text" value="0"/>	<input type="text" value="0"/>	<input type="text" value="0"/>	<input type="text" value="0"/>	<input type="text" value="0"/>	<input type="text" value="0"/>	0
Total women	42	80	6	20	0	0	148
Total (men+women)	152	185	11	27	0	0	375
Total from prior year							376

Institution: University of Northern Iowa (154095)

User ID: P1540951

Part A1 - Full-time Instructional Staff

**Number of Full-time Instructional Staff
With Faculty Status
On Tenure Track**

As of November 1, 2013

- Report Hispanic/Latino individuals of any race as Hispanic/Latino
- Report race for non-Hispanic/Latino individuals only
- Include both Primarily Instruction and Instruction Combined with Research and/or Public Service

Gender and race/ethnicity	Academic Rank					No academic rank	Total
	Professors	Associate professors	Assistant professors	Instructors	Lecturers		
Men							
Nonresident alien	0	0	4	0	0	0	4
Hispanic/Latino	0	0	2	0	0	0	2

<u>Prepares/Leads</u>	<input type="text" value="0"/>	<input type="text" value="0"/>	<input type="text" value="0"/>	<input type="text" value="0"/>	<input type="text" value="0"/>	<input type="text" value="0"/>	<input type="text" value="0"/>
<u>American Indian or Alaska Native</u>	<input type="text" value="0"/>	<input type="text" value="0"/>	<input type="text" value="0"/>	<input type="text" value="0"/>	<input type="text" value="0"/>	<input type="text" value="0"/>	0
<u>Asian</u>	<input type="text" value="0"/>	<input type="text" value="0"/>	<input type="text" value="2"/>	<input type="text" value="0"/>	<input type="text" value="0"/>	<input type="text" value="0"/>	2
<u>Black or African American</u>	<input type="text" value="0"/>	<input type="text" value="0"/>	<input type="text" value="1"/>	<input type="text" value="0"/>	<input type="text" value="0"/>	<input type="text" value="0"/>	1
<u>Native Hawaiian or Other Pacific Islander</u>	<input type="text" value="0"/>	<input type="text" value="0"/>	<input type="text" value="0"/>	<input type="text" value="0"/>	<input type="text" value="0"/>	<input type="text" value="0"/>	0
<u>White</u>	<input type="text" value="0"/>	<input type="text" value="3"/>	<input type="text" value="34"/>	<input type="text" value="1"/>	<input type="text" value="0"/>	<input type="text" value="0"/>	38
Two or more races	<input type="text" value="0"/>	<input type="text" value="0"/>	<input type="text" value="0"/>	<input type="text" value="0"/>	<input type="text" value="0"/>	<input type="text" value="0"/>	0
<u>Race and ethnicity unknown</u>	<input type="text" value="0"/>	<input type="text" value="0"/>	<input type="text" value="0"/>	<input type="text" value="0"/>	<input type="text" value="0"/>	<input type="text" value="0"/>	0
Total men	0	3	43	1	0	0	47
Women							
Nonresident alien	<input type="text" value="0"/>	<input type="text" value="1"/>	<input type="text" value="8"/>	<input type="text" value="0"/>	<input type="text" value="0"/>	<input type="text" value="0"/>	9
Hispanic/Latino	<input type="text" value="0"/>	<input type="text" value="0"/>	<input type="text" value="4"/>	<input type="text" value="0"/>	<input type="text" value="0"/>	<input type="text" value="0"/>	4
American Indian or Alaska Native	<input type="text" value="0"/>	<input type="text" value="0"/>	<input type="text" value="0"/>	<input type="text" value="0"/>	<input type="text" value="0"/>	<input type="text" value="0"/>	0
Asian	<input type="text" value="0"/>	<input type="text" value="0"/>	<input type="text" value="2"/>	<input type="text" value="0"/>	<input type="text" value="0"/>	<input type="text" value="0"/>	2
Black or African American	<input type="text" value="0"/>	<input type="text" value="0"/>	<input type="text" value="2"/>	<input type="text" value="0"/>	<input type="text" value="0"/>	<input type="text" value="0"/>	2
Native Hawaiian or Other Pacific Islander	<input type="text" value="0"/>	<input type="text" value="0"/>	<input type="text" value="0"/>	<input type="text" value="0"/>	<input type="text" value="0"/>	<input type="text" value="0"/>	0
White	<input type="text" value="0"/>	<input type="text" value="1"/>	<input type="text" value="49"/>	<input type="text" value="5"/>	<input type="text" value="0"/>	<input type="text" value="0"/>	55
Two or more races	<input type="text" value="0"/>	<input type="text" value="0"/>	<input type="text" value="0"/>	<input type="text" value="0"/>	<input type="text" value="0"/>	<input type="text" value="0"/>	0
Race and ethnicity unknown	<input type="text" value="0"/>	<input type="text" value="0"/>	<input type="text" value="0"/>	<input type="text" value="0"/>	<input type="text" value="0"/>	<input type="text" value="0"/>	0
Total women	0	2	65	5	0	0	72
Total (men+women)	0	5	108	6	0	0	119
Total from prior year							113

Institution: University of Northern Iowa (154095)

User ID: P1540951

Part A1 - Full-time Instructional Staff

**Number of Full-time Instructional Staff
With Faculty Status
Not on Tenure Track - Multi-Year or Continuing or At-will Contract
As of November 1, 2013**

- Report Hispanic/Latino individuals of any race as Hispanic/Latino
- Report race for non-Hispanic/Latino individuals only
- Include both Primarily Instruction and Instruction Combined with Research and/or Public Service

Gender and race/ethnicity	Academic Rank					No academic rank	Total
	Professors	Associate professors	Assistant professors	Instructors	Lecturers		
Men							
<u>Nonresident alien</u>	0	0	0	0	0	0	0
<u>Hispanic/Latino</u>	0	0	0	0	0	0	0
<u>American Indian or Alaska Native</u>	0	0	0	0	0	0	0
<u>Asian</u>	0	0	0	1	0	0	1
<u>Black or African American</u>	0	0	0	0	0	0	0
<u>Native Hawaiian or Other Pacific Islander</u>	0	0	0	0	0	0	0

<u>ISIRI</u>							
<u>White</u>	<input type="text" value="0"/>	<input type="text" value="0"/>	<input type="text" value="0"/>	<input type="text" value="14"/>	<input type="text" value="0"/>	<input type="text" value="0"/>	14
Two or more races	<input type="text" value="0"/>	<input type="text" value="0"/>	<input type="text" value="0"/>	<input type="text" value="0"/>	<input type="text" value="0"/>	<input type="text" value="0"/>	0
<u>Race and ethnicity unknown</u>	<input type="text" value="0"/>	<input type="text" value="0"/>	<input type="text" value="0"/>	<input type="text" value="0"/>	<input type="text" value="0"/>	<input type="text" value="0"/>	0
Total men	0	0	0	15	0	0	15
Women							
Nonresident alien	<input type="text" value="0"/>	<input type="text" value="0"/>	<input type="text" value="0"/>	<input type="text" value="0"/>	<input type="text" value="0"/>	<input type="text" value="0"/>	0
Hispanic/Latino	<input type="text" value="0"/>	<input type="text" value="0"/>	<input type="text" value="0"/>	<input type="text" value="0"/>	<input type="text" value="0"/>	<input type="text" value="0"/>	0
American Indian or Alaska Native	<input type="text" value="0"/>	<input type="text" value="0"/>	<input type="text" value="0"/>	<input type="text" value="0"/>	<input type="text" value="0"/>	<input type="text" value="0"/>	0
Asian	<input type="text" value="0"/>	<input type="text" value="0"/>	<input type="text" value="0"/>	<input type="text" value="0"/>	<input type="text" value="0"/>	<input type="text" value="0"/>	0
Black or African American	<input type="text" value="0"/>	<input type="text" value="0"/>	<input type="text" value="0"/>	<input type="text" value="1"/>	<input type="text" value="0"/>	<input type="text" value="0"/>	1
Native Hawaiian or Other Pacific Islander	<input type="text" value="0"/>	<input type="text" value="0"/>	<input type="text" value="0"/>	<input type="text" value="0"/>	<input type="text" value="0"/>	<input type="text" value="0"/>	0
White	<input type="text" value="0"/>	<input type="text" value="0"/>	<input type="text" value="0"/>	<input type="text" value="20"/>	<input type="text" value="0"/>	<input type="text" value="0"/>	20
Two or more races	<input type="text" value="0"/>	<input type="text" value="0"/>	<input type="text" value="0"/>	<input type="text" value="0"/>	<input type="text" value="0"/>	<input type="text" value="0"/>	0
Race and ethnicity unknown	<input type="text" value="0"/>	<input type="text" value="0"/>	<input type="text" value="0"/>	<input type="text" value="0"/>	<input type="text" value="0"/>	<input type="text" value="0"/>	0
Total women	0	0	0	21	0	0	21
Total (men+women)	0	0	0	36	0	0	36
Total from prior year							35

Institution: University of Northern Iowa (154095)

User ID: P1540951

Part A1 - Full-time Instructional Staff

**Number of Full-time Instructional Staff
With Faculty Status
Not on Tenure Track - Annual Contract**

As of November 1, 2013

- Report Hispanic/Latino individuals of any race as Hispanic/Latino
- Report race for non-Hispanic/Latino individuals only
- Include both Primarily Instruction and Instruction Combined with Research and/or Public Service

Gender and race/ethnicity	Academic Rank					No academic rank	Total
	Professors	Associate professors	Assistant professors	Instructors	Lecturers		
Men							
<u>Nonresident alien</u>	<input type="text" value="0"/>	<input type="text" value="0"/>	<input type="text" value="0"/>	<input type="text" value="0"/>	<input type="text" value="0"/>	<input type="text" value="0"/>	0
<u>Hispanic/Latino</u>	<input type="text" value="0"/>	<input type="text" value="0"/>	<input type="text" value="0"/>	<input type="text" value="0"/>	<input type="text" value="0"/>	<input type="text" value="0"/>	0
<u>American Indian or Alaska Native</u>	<input type="text" value="0"/>	<input type="text" value="0"/>	<input type="text" value="0"/>	<input type="text" value="0"/>	<input type="text" value="0"/>	<input type="text" value="0"/>	0
<u>Asian</u>	<input type="text" value="0"/>	<input type="text" value="0"/>	<input type="text" value="0"/>	<input type="text" value="0"/>	<input type="text" value="0"/>	<input type="text" value="0"/>	0
<u>Black or African American</u>	<input type="text" value="0"/>	<input type="text" value="0"/>	<input type="text" value="0"/>	<input type="text" value="0"/>	<input type="text" value="0"/>	<input type="text" value="0"/>	0
<u>Native Hawaiian or Other Pacific Islander</u>	<input type="text" value="0"/>	<input type="text" value="0"/>	<input type="text" value="0"/>	<input type="text" value="0"/>	<input type="text" value="0"/>	<input type="text" value="0"/>	0
<u>White</u>	<input type="text" value="0"/>	<input type="text" value="0"/>	<input type="text" value="0"/>	<input type="text" value="0"/>	<input type="text" value="0"/>	<input type="text" value="0"/>	0
Two or more races	<input type="text" value="0"/>	<input type="text" value="0"/>	<input type="text" value="0"/>	<input type="text" value="0"/>	<input type="text" value="0"/>	<input type="text" value="0"/>	0
<u>Race and ethnicity unknown</u>	<input type="text" value="0"/>	<input type="text" value="0"/>	<input type="text" value="0"/>	<input type="text" value="0"/>	<input type="text" value="0"/>	<input type="text" value="0"/>	0
Total men	0	0	0	0	0	0	0

Women							
Nonresident alien	<input type="text" value="0"/>	<input type="text" value="0"/>	<input type="text" value="0"/>	<input type="text" value="0"/>	<input type="text" value="0"/>	<input type="text" value="0"/>	0
Hispanic/Latino	<input type="text" value="0"/>	<input type="text" value="0"/>	<input type="text" value="0"/>	<input type="text" value="0"/>	<input type="text" value="0"/>	<input type="text" value="0"/>	0
American Indian or Alaska Native	<input type="text" value="0"/>	<input type="text" value="0"/>	<input type="text" value="0"/>	<input type="text" value="0"/>	<input type="text" value="0"/>	<input type="text" value="0"/>	0
Asian	<input type="text" value="0"/>	<input type="text" value="0"/>	<input type="text" value="0"/>	<input type="text" value="0"/>	<input type="text" value="0"/>	<input type="text" value="0"/>	0
Black or African American	<input type="text" value="0"/>	<input type="text" value="0"/>	<input type="text" value="0"/>	<input type="text" value="0"/>	<input type="text" value="0"/>	<input type="text" value="0"/>	0
Native Hawaiian or Other Pacific Islander	<input type="text" value="0"/>	<input type="text" value="0"/>	<input type="text" value="0"/>	<input type="text" value="0"/>	<input type="text" value="0"/>	<input type="text" value="0"/>	0
White	<input type="text" value="0"/>	<input type="text" value="0"/>	<input type="text" value="0"/>	<input type="text" value="0"/>	<input type="text" value="0"/>	<input type="text" value="0"/>	0
Two or more races	<input type="text" value="0"/>	<input type="text" value="0"/>	<input type="text" value="0"/>	<input type="text" value="0"/>	<input type="text" value="0"/>	<input type="text" value="0"/>	0
Race and ethnicity unknown	<input type="text" value="0"/>	<input type="text" value="0"/>	<input type="text" value="0"/>	<input type="text" value="0"/>	<input type="text" value="0"/>	<input type="text" value="0"/>	0
Total women	0	0	0	0	0	0	0
Total (men+women)	0	0	0	0	0	0	0
Total from prior year							

Institution: University of Northern Iowa (154095)

User ID: P1540951

Part A1 - Full-time Instructional Staff

**Number of Full-time Instructional Staff
With Faculty Status
Not on Tenure Track - Less Than Annual Contract**

As of November 1, 2013

- Report Hispanic/Latino individuals of any race as Hispanic/Latino
- Report race for non-Hispanic/Latino individuals only
- Include both Primarily Instruction and Instruction Combined with Research and/or Public Service

Gender and race/ethnicity	Academic Rank					No academic rank	Total
	Professors	Associate professors	Assistant professors	Instructors	Lecturers		
Men							
<u>Nonresident alien</u>	<input type="text" value="0"/>	<input type="text" value="0"/>	<input type="text" value="0"/>	<input type="text" value="1"/>	<input type="text" value="0"/>	<input type="text" value="0"/>	1
<u>Hispanic/Latino</u>	<input type="text" value="0"/>	<input type="text" value="0"/>	<input type="text" value="0"/>	<input type="text" value="0"/>	<input type="text" value="0"/>	<input type="text" value="0"/>	0
<u>American Indian or Alaska Native</u>	<input type="text" value="0"/>	<input type="text" value="0"/>	<input type="text" value="0"/>	<input type="text" value="0"/>	<input type="text" value="0"/>	<input type="text" value="0"/>	0
<u>Asian</u>	<input type="text" value="0"/>	<input type="text" value="0"/>	<input type="text" value="0"/>	<input type="text" value="0"/>	<input type="text" value="0"/>	<input type="text" value="0"/>	0
<u>Black or African American</u>	<input type="text" value="0"/>	<input type="text" value="1"/>	<input type="text" value="0"/>	<input type="text" value="1"/>	<input type="text" value="0"/>	<input type="text" value="0"/>	2
<u>Native Hawaiian or Other Pacific Islander</u>	<input type="text" value="0"/>	<input type="text" value="0"/>	<input type="text" value="0"/>	<input type="text" value="0"/>	<input type="text" value="0"/>	<input type="text" value="0"/>	0
<u>White</u>	<input type="text" value="0"/>	<input type="text" value="0"/>	<input type="text" value="0"/>	<input type="text" value="16"/>	<input type="text" value="1"/>	<input type="text" value="0"/>	17
Two or more races	<input type="text" value="0"/>	<input type="text" value="0"/>	<input type="text" value="0"/>	<input type="text" value="1"/>	<input type="text" value="0"/>	<input type="text" value="0"/>	1
<u>Race and ethnicity unknown</u>	<input type="text" value="0"/>	<input type="text" value="0"/>	<input type="text" value="0"/>	<input type="text" value="0"/>	<input type="text" value="0"/>	<input type="text" value="0"/>	0
Total men	0	1	0	19	1	0	21
Women							
Nonresident alien	<input type="text" value="0"/>	<input type="text" value="0"/>	<input type="text" value="0"/>	<input type="text" value="0"/>	<input type="text" value="0"/>	<input type="text" value="0"/>	0
Hispanic/Latino	<input type="text" value="0"/>	<input type="text" value="0"/>	<input type="text" value="1"/>	<input type="text" value="1"/>	<input type="text" value="0"/>	<input type="text" value="0"/>	2
American Indian or Alaska Native	<input type="text" value="0"/>	<input type="text" value="0"/>	<input type="text" value="0"/>	<input type="text" value="0"/>	<input type="text" value="0"/>	<input type="text" value="0"/>	0
Asian	<input type="text" value="0"/>	<input type="text" value="0"/>	<input type="text" value="0"/>	<input type="text" value="2"/>	<input type="text" value="0"/>	<input type="text" value="0"/>	2

Black or African American	<input type="text" value="0"/>	<input type="text" value="0"/>	<input type="text" value="0"/>	<input type="text" value="2"/>	<input type="text" value="0"/>	<input type="text" value="0"/>	2
Native Hawaiian or Other Pacific Islander	<input type="text" value="0"/>	<input type="text" value="0"/>	<input type="text" value="0"/>	<input type="text" value="0"/>	<input type="text" value="0"/>	<input type="text" value="0"/>	0
White	<input type="text" value="0"/>	<input type="text" value="0"/>	<input type="text" value="0"/>	<input type="text" value="20"/>	<input type="text" value="0"/>	<input type="text" value="0"/>	20
Two or more races	<input type="text" value="0"/>	<input type="text" value="0"/>	<input type="text" value="0"/>	<input type="text" value="0"/>	<input type="text" value="0"/>	<input type="text" value="0"/>	0
Race and ethnicity unknown	<input type="text" value="0"/>	<input type="text" value="0"/>	<input type="text" value="0"/>	<input type="text" value="0"/>	<input type="text" value="0"/>	<input type="text" value="0"/>	0
Total women	0	0	1	25	0	0	26
Total (men+women)	0	1	1	44	1	0	47
Total from prior year							39

Institution: University of Northern Iowa (154095)

User ID: P1540951

Part A1 - Full-time Instructional Staff

**Number of Full-time Instructional Staff
Without Faculty Status
As of November 1, 2013**

- Report Hispanic/Latino individuals of any race as Hispanic/Latino
- Report race for non-Hispanic/Latino individuals only
- Include both Primarily Instruction and Instruction Combined with Research and/or Public Service

Gender and race/ethnicity	Without Faculty Status
Men	
<u>Nonresident alien</u>	<input type="text" value="0"/>
<u>Hispanic/Latino</u>	<input type="text" value="0"/>
<u>American Indian or Alaska Native</u>	<input type="text" value="0"/>
<u>Asian</u>	<input type="text" value="0"/>
<u>Black or African American</u>	<input type="text" value="0"/>
<u>Native Hawaiian or Other Pacific Islander</u>	<input type="text" value="0"/>
<u>White</u>	<input type="text" value="0"/>
Two or more races	<input type="text" value="0"/>
<u>Race and ethnicity unknown</u>	<input type="text" value="0"/>
Total men	0
Women	
Nonresident alien	<input type="text" value="0"/>
Hispanic/Latino	<input type="text" value="0"/>
American Indian or Alaska Native	<input type="text" value="0"/>
Asian	<input type="text" value="0"/>
Black or African American	<input type="text" value="0"/>
Native Hawaiian or Other Pacific Islander	<input type="text" value="0"/>
White	<input type="text" value="0"/>
Two or more races	<input type="text" value="0"/>
Race and ethnicity unknown	<input type="text" value="0"/>
Total women	0
Total (men+women)	0

Total from prior year

Institution: University of Northern Iowa (154095)

User ID: P1540951

Part A2 - Full-time Instructional Staff

Number of Full-time Instructional Staff

As of November 1, 2013

- Report Primarily Instruction and Instruction Combined with Research and/or Public Service separately, as indicated below

	With <u>Faculty status</u>					Without Faculty status	Total
	<u>Tenured</u>	<u>On Tenure Track</u>	<u>Not on Tenure Track</u>				
			<u>Multi-year, continuing, or at-will contract</u>	<u>Annual contract</u>	<u>Less-than-annual contract</u>		
Total carried forward from previous screens	375	119	36	0	47	0	577
<u>Primarily Instruction</u>	0	0	0	0	0	0	0
? Exclusively credit	<input type="text" value="0"/>	<input type="text" value="0"/>	<input type="text" value="0"/>	<input type="text" value="0"/>	<input type="text" value="0"/>	<input type="text" value="0"/>	0
? Exclusively not-for-credit	<input type="text" value="0"/>	<input type="text" value="0"/>	<input type="text" value="0"/>	<input type="text" value="0"/>	<input type="text" value="0"/>	<input type="text" value="0"/>	0
Combined credit/not-for-credit	<input type="text" value="0"/>	<input type="text" value="0"/>	<input type="text" value="0"/>	<input type="text" value="0"/>	<input type="text" value="0"/>	<input type="text" value="0"/>	0
<u>Instruction/research/public service staff</u>	<input type="text" value="375"/>	<input type="text" value="119"/>	<input type="text" value="36"/>	<input type="text" value="0"/>	<input type="text" value="47"/>	<input type="text" value="0"/>	577

Part A3 - Full-time Instructional Staff - Totals**Total number of Full-time Instructional Staff****As of November 1, 2013**

Race/ethnicity	Total men	Total women	Total (men+women)
Nonresident alien	9	12	21
Hispanic/Latino	8	9	17
American Indian or Alaska Native	0	1	1
Asian	22	11	33
Black or African American	9	7	16
Native Hawaiian or Other Pacific Islander	1	0	1
White	258	226	484
Two or more races	3	1	4
Race and ethnicity unknown	0	0	0
Total	310	267	577

Part B1 - Full-time Non-instructional staff**Number of Full-time Non-instructional Staff**

by Occupational Category

As of November 1, 2013

- Report Hispanic/Latino individuals of any race as Hispanic/Latino
- Report race for non-Hispanic/Latino individuals only

Gender and race/ethnicity	<u>Instructional Staff</u> (carried forward from Part A)	<u>Research staff</u>	<u>Public Service staff</u>
Men			
<u>Nonresident alien</u>	9	<input type="text" value="0"/>	<input type="text" value="0"/>
<u>Hispanic/Latino</u>	8	<input type="text" value="0"/>	<input type="text" value="0"/>
<u>American Indian or Alaska Native</u>	0	<input type="text" value="0"/>	<input type="text" value="0"/>
<u>Asian</u>	22	<input type="text" value="0"/>	<input type="text" value="0"/>
<u>Black or African American</u>	9	<input type="text" value="0"/>	<input type="text" value="0"/>
<u>Native Hawaiian or Other Pacific Islander</u>	1	<input type="text" value="0"/>	<input type="text" value="0"/>
<u>White</u>	258	<input type="text" value="0"/>	<input type="text" value="0"/>
Two or more races	3	<input type="text" value="0"/>	<input type="text" value="0"/>
<u>Race and ethnicity unknown</u>	0	<input type="text" value="0"/>	<input type="text" value="0"/>
Total men	310	0	0
Women			
Nonresident alien	12	<input type="text" value="0"/>	<input type="text" value="0"/>
Hispanic/Latino	9	<input type="text" value="0"/>	<input type="text" value="0"/>
American Indian or Alaska Native	1	<input type="text" value="0"/>	<input type="text" value="0"/>
Asian	11	<input type="text" value="0"/>	<input type="text" value="0"/>
Black or African American	7	<input type="text" value="0"/>	<input type="text" value="0"/>
Native Hawaiian or Other Pacific Islander	0	<input type="text" value="0"/>	<input type="text" value="0"/>
White	226	<input type="text" value="0"/>	<input type="text" value="0"/>
Two or more races	1	<input type="text" value="0"/>	<input type="text" value="0"/>
Race and ethnicity unknown	0	<input type="text" value="0"/>	<input type="text" value="0"/>
Total women	267	0	0
Total (men+women)	577	0	0
Total from prior year			

Institution: University of Northern Iowa (154095)


User ID: P1540951

Part B1 - Full-time Non-instructional staff

**Number of Full-time Non-instructional Staff
by Occupational Category**

As of November 1, 2013

- Report Hispanic/Latino individuals of any race as Hispanic/Latino
- Report race for non-Hispanic/Latino individuals only

Gender and race/ethnicity	<u>Archivists, Curators, and Museum Technicians</u> 25-4010	<u>Librarians</u> 25-4020	<u>Library Technicians</u> 25-4030	 <u>Student and Academic Affairs and Other Education Services Occupations</u> 25-2000 + 25-3000 + 25-9000
Men				
<u>Nonresident alien</u>	<input type="text" value="0"/>	<input type="text" value="0"/>	<input type="text" value="0"/>	<input type="text" value="1"/>
<u>Hispanic/Latino</u>	<input type="text" value="0"/>	<input type="text" value="0"/>	<input type="text" value="0"/>	<input type="text" value="0"/>
<u>American Indian or Alaska Native</u>	<input type="text" value="0"/>	<input type="text" value="0"/>	<input type="text" value="0"/>	<input type="text" value="0"/>
<u>Asian</u>	<input type="text" value="0"/>	<input type="text" value="0"/>	<input type="text" value="0"/>	<input type="text" value="0"/>
<u>Black or African American</u>	<input type="text" value="0"/>	<input type="text" value="0"/>	<input type="text" value="0"/>	<input type="text" value="2"/>
<u>Native Hawaiian or Other Pacific Islander</u>	<input type="text" value="0"/>	<input type="text" value="0"/>	<input type="text" value="0"/>	<input type="text" value="0"/>
<u>White</u>	<input type="text" value="1"/>	<input type="text" value="0"/>	<input type="text" value="0"/>	<input type="text" value="23"/>
Two or more races	<input type="text" value="0"/>	<input type="text" value="0"/>	<input type="text" value="0"/>	<input type="text" value="2"/>
<u>Race and ethnicity unknown</u>	<input type="text" value="0"/>	<input type="text" value="0"/>	<input type="text" value="0"/>	<input type="text" value="0"/>
Total men	1	0	0	28
Women				
Nonresident alien	<input type="text" value="0"/>	<input type="text" value="0"/>	<input type="text" value="0"/>	<input type="text" value="1"/>
Hispanic/Latino	<input type="text" value="0"/>	<input type="text" value="0"/>	<input type="text" value="0"/>	<input type="text" value="2"/>
American Indian or Alaska Native	<input type="text" value="0"/>	<input type="text" value="0"/>	<input type="text" value="0"/>	<input type="text" value="0"/>
Asian	<input type="text" value="0"/>	<input type="text" value="0"/>	<input type="text" value="0"/>	<input type="text" value="0"/>
Black or African American	<input type="text" value="0"/>	<input type="text" value="0"/>	<input type="text" value="0"/>	<input type="text" value="7"/>
Native Hawaiian or Other Pacific Islander	<input type="text" value="0"/>	<input type="text" value="0"/>	<input type="text" value="0"/>	<input type="text" value="0"/>
White	<input type="text" value="0"/>	<input type="text" value="1"/>	<input type="text" value="0"/>	<input type="text" value="69"/>
Two or more races	<input type="text" value="0"/>	<input type="text" value="0"/>	<input type="text" value="0"/>	<input type="text" value="1"/>
Race and ethnicity unknown	<input type="text" value="0"/>	<input type="text" value="0"/>	<input type="text" value="0"/>	<input type="text" value="0"/>
Total women	0	1	0	80
Total (men+women)	1	1	0	108
Total from prior year	1	1		111

Institution: University of Northern Iowa (154095)

User ID: P1540951

Part B1 - Full-time Non-instructional staff

**Number of Full-time Non-instructional Staff
by Occupational Category**

As of November 1, 2013

- Report Hispanic/Latino individuals of any race as Hispanic/Latino
- Report race for non-Hispanic/Latino individuals only

Gender and race/ethnicity	<u>Management Occupations</u> 11-0000	<u>Business and Financial Operations Occupations</u> 13-0000	<u>Computer, Engineering, and Science Occupations</u> 15-0000 + 17-0000 + 19-0000	<u>Community, Social Service, Legal, Arts, Design, Entertainment, Sports, and Media Occupations</u> 21-0000 + 23-0000 + 27-0000	<u>Healthcare Practitioners and Technical Occupations</u> 29-0000

Men						
<u>Nonresident alien</u>	<input type="text" value="1"/>	<input type="text" value="0"/>	<input type="text" value="0"/>	<input type="text" value="0"/>	<input type="text" value="0"/>	<input type="text" value="0"/>
<u>Hispanic/Latino</u>	<input type="text" value="1"/>	<input type="text" value="1"/>	<input type="text" value="2"/>	<input type="text" value="0"/>	<input type="text" value="0"/>	<input type="text" value="0"/>
<u>American Indian or Alaska Native</u>	<input type="text" value="0"/>	<input type="text" value="0"/>	<input type="text" value="0"/>	<input type="text" value="0"/>	<input type="text" value="0"/>	<input type="text" value="0"/>
<u>Asian</u>	<input type="text" value="1"/>	<input type="text" value="0"/>	<input type="text" value="1"/>	<input type="text" value="0"/>	<input type="text" value="0"/>	<input type="text" value="0"/>
<u>Black or African American</u>	<input type="text" value="7"/>	<input type="text" value="0"/>	<input type="text" value="3"/>	<input type="text" value="5"/>	<input type="text" value="1"/>	<input type="text" value="1"/>
<u>Native Hawaiian or Other Pacific Islander</u>	<input type="text" value="0"/>	<input type="text" value="0"/>	<input type="text" value="0"/>	<input type="text" value="0"/>	<input type="text" value="0"/>	<input type="text" value="0"/>
<u>White</u>	<input type="text" value="107"/>	<input type="text" value="16"/>	<input type="text" value="69"/>	<input type="text" value="41"/>	<input type="text" value="5"/>	<input type="text" value="5"/>
<u>Two or more races</u>	<input type="text" value="1"/>	<input type="text" value="0"/>	<input type="text" value="1"/>	<input type="text" value="2"/>	<input type="text" value="0"/>	<input type="text" value="0"/>
<u>Race and ethnicity unknown</u>	<input type="text" value="0"/>	<input type="text" value="0"/>	<input type="text" value="0"/>	<input type="text" value="0"/>	<input type="text" value="0"/>	<input type="text" value="0"/>
Total men	118	17	76	48	6	6
Women						
<u>Nonresident alien</u>	<input type="text" value="0"/>	<input type="text" value="0"/>	<input type="text" value="0"/>	<input type="text" value="1"/>	<input type="text" value="0"/>	<input type="text" value="0"/>
<u>Hispanic/Latino</u>	<input type="text" value="2"/>	<input type="text" value="2"/>	<input type="text" value="0"/>	<input type="text" value="1"/>	<input type="text" value="0"/>	<input type="text" value="0"/>
<u>American Indian or Alaska Native</u>	<input type="text" value="1"/>	<input type="text" value="0"/>	<input type="text" value="0"/>	<input type="text" value="0"/>	<input type="text" value="0"/>	<input type="text" value="0"/>
<u>Asian</u>	<input type="text" value="1"/>	<input type="text" value="1"/>	<input type="text" value="1"/>	<input type="text" value="0"/>	<input type="text" value="0"/>	<input type="text" value="0"/>
<u>Black or African American</u>	<input type="text" value="7"/>	<input type="text" value="2"/>	<input type="text" value="0"/>	<input type="text" value="2"/>	<input type="text" value="0"/>	<input type="text" value="0"/>
<u>Native Hawaiian or Other Pacific Islander</u>	<input type="text" value="0"/>	<input type="text" value="0"/>	<input type="text" value="0"/>	<input type="text" value="0"/>	<input type="text" value="0"/>	<input type="text" value="0"/>
<u>White</u>	<input type="text" value="111"/>	<input type="text" value="62"/>	<input type="text" value="29"/>	<input type="text" value="23"/>	<input type="text" value="13"/>	<input type="text" value="13"/>
<u>Two or more races</u>	<input type="text" value="0"/>	<input type="text" value="0"/>	<input type="text" value="0"/>	<input type="text" value="0"/>	<input type="text" value="0"/>	<input type="text" value="0"/>
<u>Race and ethnicity unknown</u>	<input type="text" value="0"/>	<input type="text" value="0"/>	<input type="text" value="0"/>	<input type="text" value="0"/>	<input type="text" value="0"/>	<input type="text" value="0"/>
Total women	122	67	30	27	13	13
Total (men+women)	240	84	106	75	19	19
Total from prior year	243	77	106	86	18	18

Institution: University of Northern Iowa (154095)

User ID: P1540951

Part B1 - Full-time Non-instructional staff

**Number of Full-time Non-instructional Staff
by Occupational Category**

As of November 1, 2013

- Report Hispanic/Latino individuals of any race as Hispanic/Latino
- Report race for non-Hispanic/Latino individuals only


Gender and race/ethnicity	<u>Service Occupations</u> 31-0000 + 33-0000 + 35-0000 + 37-0000 + 39-0000	<u>Sales and Related Occupations</u> 41-0000	<u>Office and Administrative Support Occupations</u> 43-0000	<u>Natural Resources, Construction, and Maintenance Occupations</u> 45-0000 + 47-0000 + 49-0000	<u>Production, Transportation, and Material Moving Occupations</u> 51-0000 + 53-0000	Grand Total (All full-time staff)
Men						
<u>Nonresident alien</u>	<input type="text" value="0"/>	<input type="text" value="0"/>	<input type="text" value="0"/>	<input type="text" value="0"/>	<input type="text" value="0"/>	11
<u>Hispanic/Latino</u>	<input type="text" value="0"/>	<input type="text" value="0"/>	<input type="text" value="0"/>	<input type="text" value="0"/>	<input type="text" value="0"/>	12
<u>American Indian or</u>	<input type="text" value="0"/>	<input type="text" value="0"/>	<input type="text" value="0"/>	<input type="text" value="0"/>	<input type="text" value="0"/>	0

<u>Alaska Native</u>						
<u>Asian</u>	<input type="text" value="0"/>	<input type="text" value="0"/>	<input type="text" value="0"/>	<input type="text" value="1"/>	<input type="text" value="0"/>	25
<u>Black or African American</u>	<input type="text" value="8"/>	<input type="text" value="0"/>	<input type="text" value="1"/>	<input type="text" value="0"/>	<input type="text" value="3"/>	39
<u>Native Hawaiian or Other Pacific Islander</u>	<input type="text" value="0"/>	<input type="text" value="0"/>	<input type="text" value="0"/>	<input type="text" value="0"/>	<input type="text" value="0"/>	1
<u>White</u>	<input type="text" value="67"/>	<input type="text" value="0"/>	<input type="text" value="9"/>	<input type="text" value="55"/>	<input type="text" value="30"/>	681
Two or more races	<input type="text" value="0"/>	<input type="text" value="0"/>	<input type="text" value="0"/>	<input type="text" value="0"/>	<input type="text" value="0"/>	9
<u>Race and ethnicity unknown</u>	<input type="text" value="0"/>	<input type="text" value="0"/>	<input type="text" value="0"/>	<input type="text" value="0"/>	<input type="text" value="0"/>	0
Total men	75	0	10	56	33	778
Women						
Nonresident alien	<input type="text" value="0"/>	<input type="text" value="0"/>	<input type="text" value="0"/>	<input type="text" value="0"/>	<input type="text" value="0"/>	14
Hispanic/Latino	<input type="text" value="2"/>	<input type="text" value="0"/>	<input type="text" value="1"/>	<input type="text" value="0"/>	<input type="text" value="1"/>	20
American Indian or Alaska Native	<input type="text" value="0"/>	<input type="text" value="0"/>	<input type="text" value="0"/>	<input type="text" value="0"/>	<input type="text" value="0"/>	2
Asian	<input type="text" value="2"/>	<input type="text" value="0"/>	<input type="text" value="1"/>	<input type="text" value="0"/>	<input type="text" value="0"/>	17
Black or African American	<input type="text" value="8"/>	<input type="text" value="0"/>	<input type="text" value="11"/>	<input type="text" value="0"/>	<input type="text" value="0"/>	44
Native Hawaiian or Other Pacific Islander	<input type="text" value="0"/>	<input type="text" value="0"/>	<input type="text" value="0"/>	<input type="text" value="0"/>	<input type="text" value="0"/>	0
White	<input type="text" value="79"/>	<input type="text" value="3"/>	<input type="text" value="194"/>	<input type="text" value="5"/>	<input type="text" value="2"/>	817
Two or more races	<input type="text" value="0"/>	<input type="text" value="0"/>	<input type="text" value="0"/>	<input type="text" value="0"/>	<input type="text" value="0"/>	2
Race and ethnicity unknown	<input type="text" value="0"/>	<input type="text" value="0"/>	<input type="text" value="0"/>	<input type="text" value="0"/>	<input type="text" value="0"/>	0
Total women	91	3	207	5	3	916
Total (men+women)	166	3	217	61	36	1,694
Total from prior year	164	3	223	62	38	1,696

Institution: University of Northern Iowa (154095)

User ID: P1540951

Part B2 - Full-time non-instructional staff**Number of Full-time Non-instructional Staff****As of November 1, 2013**

Occupational category	With <u>Faculty status</u>					Without Faculty status	Total
	<u>Tenured</u>	<u>On Tenure Track</u>	<u>Not on Tenure Track</u>				
			<u>Multi-year, continuing, or at-will contract</u>	<u>Annual contract</u>	<u>Less-than-annual contract</u>		
<u>Research staff</u>	<input type="text" value="0"/>	<input type="text" value="0"/>	<input type="text" value="0"/>	<input type="text" value="0"/>	<input type="text" value="0"/>	<input type="text" value="0"/>	0
<u>Public Service staff</u>	<input type="text" value="0"/>	<input type="text" value="0"/>	<input type="text" value="0"/>	<input type="text" value="0"/>	<input type="text" value="0"/>	<input type="text" value="0"/>	0
<u>Archivists, Curators, and Museum Technicians</u> 25-4010	<input type="text" value="0"/>	<input type="text" value="0"/>	<input type="text" value="0"/>	<input type="text" value="0"/>	<input type="text" value="0"/>	<input type="text" value="1"/>	1
<u>Librarians</u> 25-4020	<input type="text" value="1"/>	<input type="text" value="0"/>	<input type="text" value="0"/>	<input type="text" value="0"/>	<input type="text" value="0"/>	<input type="text" value="0"/>	1
<u>Library Technicians</u> 25-4030	<input type="text" value="0"/>	<input type="text" value="0"/>	<input type="text" value="0"/>	<input type="text" value="0"/>	<input type="text" value="0"/>	<input type="text" value="0"/>	0
 <u>Student and Academic Affairs and Other Education Services Occupations</u> 25-2000 + 25-3000 + 25-9000	<input type="text" value="0"/>	<input type="text" value="0"/>	<input type="text" value="0"/>	<input type="text" value="0"/>	<input type="text" value="0"/>	<input type="text" value="108"/>	108
<u>Management Occupations</u> 11-0000	<input type="text" value="45"/>	<input type="text" value="0"/>	<input type="text" value="0"/>	<input type="text" value="0"/>	<input type="text" value="0"/>	<input type="text" value="195"/>	240

<u>Business and Financial Operations Occupations</u> 13-0000	0	0	0	0	0	84	84
<u>Computer, Engineering, and Science Occupations</u> 15-0000 + 17-0000 + 19-0000	0	0	0	0	0	106	106
<u>Community, Social Service, Legal, Arts, Design, Entertainment, Sports, and Media Occupations</u> 21-0000 + 23-0000 + 27-0000	0	0	0	0	0	75	75
<u>Healthcare Practitioners and Technical Occupations</u> 29-0000	0	0	0	0	0	19	19
Total	46	0	0	0	0	588	634
Total from prior year	51				0	592	643

Institution: University of Northern Iowa (154095)

User ID: P1540951

Part C - Full-time summary non-medical**Summary of Full-time Non-medical School Staff****As of November 1, 2013**

Occupational category	With Faculty status					Without Faculty status	Total
	Tenured	On Tenure Track	Not on Tenure Track				
			Multi-year, continuing, or at-will contract	Annual contract	Less-than-annual contract		
Primarily Instruction	0	0	0	0	0	0	0
Exclusively credit	0	0	0	0	0	0	0
Exclusively not-for-credit	0	0	0	0	0	0	0
Combined credit/not-for-credit	0	0	0	0	0	0	0
Instruction/research/public service staff	375	119	36	0	47	0	577
Research staff	0	0	0	0	0	0	0
Public Service staff	0	0	0	0	0	0	0
Archivists, Curators, and Museum Technicians 25-4010	0	0	0	0	0	1	1
Librarians 25-4020	1	0	0	0	0	0	1
Library Technicians 25-4030	0	0	0	0	0	0	0
Student and Academic Affairs and Other Education Services Occupations 25-2000 + 25-3000 + 25-9000	0	0	0	0	0	108	108
Management Occupations 25-1000	45	0	0	0	0	195	240

11-0000								
Business and Financial Operations Occupations 13-0000	0	0	0	0	0	84	84	
Computer, Engineering, and Science Occupations 15-0000 + 17-0000 + 19-0000	0	0	0	0	0	106	106	
Community, Social Service, Legal, Arts, Design, Entertainment, Sports, and Media Occupations 21-0000 + 23-0000 + 27-0000	0	0	0	0	0	75	75	
Healthcare Practitioners and Technical Occupations 29-0000	0	0	0	0	0	19	19	
Service Occupations 31-0000 + 33-0000 + 35-0000 + 37-0000 + 39-0000								166
Sales and Related Occupations 41-0000								3
Office and Administrative Support Occupations 43-0000								217
Natural Resources, Construction, and Maintenance Occupations 45-0000 + 47-0000 + 49-0000								61
Production, Transportation, and Material Moving Occupations 51-0000 + 53-0000								36
Total								1,694

Institution: University of Northern Iowa (154095)

User ID: P1540951

Part G - Salary Worksheet

**Number of Full-time Non-medical Instructional Staff
For Calculation of Total Number of Months**

Annual Salary, 2013-14

- Report number of instructional staff by the number of months to be worked.
- Months reported should correspond with the number of months worked (which may differ from the number of months they are paid).
- Include **ONLY** full-time, non-medical instructional staff.
- Include instructional staff *with* faculty status and *without* faculty status
- Include instructional staff regardless of tenure status.
- Balance column should include instructional staff whose annual salary covers less than 9 months.

Gender and academic rank	Months worked				Total Staff for Salary reporting	Total Number of Months	Total full-time, non-medical, instructional staff from Part A	Balance (All other full-time instructional staff)
	12 months	11 months	10 months	9 months				
Men								
Professors	<input type="text" value="0"/>	<input type="text" value="0"/>	<input type="text" value="0"/>	<input type="text" value="108"/>	108	972		
Associate professors	<input type="text" value="0"/>	<input type="text" value="0"/>	<input type="text" value="0"/>	<input type="text" value="104"/>	104	936		
Assistant professors	<input type="text" value="0"/>	<input type="text" value="0"/>	<input type="text" value="0"/>	<input type="text" value="48"/>	48	432		
Instructors	<input type="text" value="0"/>	<input type="text" value="0"/>	<input type="text" value="0"/>	<input type="text" value="29"/>	29	261		
Lecturers	<input type="text" value="0"/>	<input type="text" value="0"/>	<input type="text" value="0"/>	<input type="text" value="0"/>	0	0		
No academic rank	<input type="text" value="0"/>	<input type="text" value="0"/>	<input type="text" value="0"/>	<input type="text" value="0"/>	0	0		
Total men	0	0	0	289	289	2,601	310	21
Women								
Professors	<input type="text" value="0"/>	<input type="text" value="0"/>	<input type="text" value="0"/>	<input type="text" value="42"/>	42	378		
Associate professors	<input type="text" value="0"/>	<input type="text" value="0"/>	<input type="text" value="0"/>	<input type="text" value="78"/>	78	702		
Assistant professors	<input type="text" value="0"/>	<input type="text" value="0"/>	<input type="text" value="0"/>	<input type="text" value="69"/>	69	621		

Instructors	<input type="text" value="0"/>	<input type="text" value="0"/>	<input type="text" value="0"/>	<input type="text" value="52"/>	52	468		
Lecturers	<input type="text" value="0"/>	<input type="text" value="0"/>	<input type="text" value="0"/>	<input type="text" value="0"/>	0	0		
No academic rank	<input type="text" value="0"/>	<input type="text" value="0"/>	<input type="text" value="0"/>	<input type="text" value="0"/>	0	0		
Total women	0	0	0	241	241	2,169	267	26
Total (men + women)	0	0	0	530	530	4,770	577	47

Institution: University of Northern Iowa (154095)



User ID: P1540951

Part G - Salary outlays for instructional staff

**Salary Outlays
for Full-time Non-medical Instructional Staff**

Annual Salary Outlays, 2013-14

- Report ANNUAL salary outlays for the full-time, non-medical, instructional staff reported in the 12 months, 11 months, 10 months, and 9 months columns on the previous screen.

Gender and academic rank	Total Staff for Salary reporting (from Part G, screen 1)	Total Number of Months (from Part G, screen 1)	 Salary Outlays	 Weighted Average Monthly Salaries
Men				
Professors	108	972	10,091,679	10,382
Associate professors	104	936	7,599,795	8,119
Assistant professors	48	432	3,252,168	7,528
Instructors	29	261	1,636,397	6,270
Lecturers	0	0	0	
No academic rank	0	0	0	
Total men	289	2,601	22,580,039	8,681
Women				
Professors	42	378	3,423,562	9,057
Associate professors	78	702	5,471,493	7,794
Assistant professors	69	621	4,090,704	6,587
Instructors	52	468	2,888,833	6,173
Lecturers	0	0	0	
No academic rank	0	0	0	
Total women	241	2,169	15,874,592	7,319
Total (men + women)	530	4,770	38,454,631	8,062

Institution: University of Northern Iowa (154095)

User ID: P1540951

Part G - Salary outlays for non-instructional staff

Salary Outlays
For Full-time Non-medical Non-instructional Staff

Annual Salary Outlays, 2013-14

Occupational category	? Number of full-time staff (carried forward from previous screens)	? Total salary outlays
<u>Research staff</u>	0	0
<u>Public Service staff</u>	0	0
<u>Library and Student and Academic Affairs and Other Education Services Occupations</u> 25-4000 + 25-2000 + 25-3000 + 25-9000	110	6,206,085
<u>Management Occupations</u> 11-0000	240	21,515,121
<u>Business and Financial Operations Occupations</u> 13-0000	84	4,947,011
<u>Computer, Engineering, and Science Occupations</u> 15-0000 + 17-0000 + 19-0000	106	6,669,730
<u>Community, Social Service, Legal, Arts, Design, Entertainment, Sports, and Media Occupations</u> 21-0000 + 23-0000 + 27-0000	75	5,380,798
<u>Healthcare Practitioners and Technical Occupations</u> 29-0000	19	1,479,404
<u>Service Occupations</u> 31-0000 + 33-0000 + 35-0000 + 37-0000 + 39-0000	166	7,850,920
<u>Sales and Related Occupations</u> 41-0000	3	136,010
<u>Office and Administrative Support Occupations</u> 43-0000	217	11,632,052
<u>Natural Resources, Construction, and Maintenance Occupations</u> 45-0000 + 47-0000 + 49-0000	61	3,262,668
<u>Production, Transportation, and Material Moving Occupations</u> 51-0000 + 53-0000	36	1,804,233

Institution: University of Northern Iowa (154095)

User ID: P1540951

Part D - Part-time staff

Number of Part-time Staff

As of November 1, 2013

- Report Hispanic/Latino individuals of any race as Hispanic/Latino
- Report race for non-Hispanic/Latino individuals only

Gender and race/ethnicity	<u>Primarily Instruction and Instruction/Research/Public Service Staff</u>	<u>Research staff</u>	<u>Public Service staff</u>
Men			
<u>Nonresident alien</u>	<input type="text" value="1"/>	<input type="text" value="0"/>	<input type="text" value="0"/>
<u>Hispanic/Latino</u>	<input type="text" value="2"/>	<input type="text" value="0"/>	<input type="text" value="0"/>
<u>American Indian or Alaska Native</u>	<input type="text" value="0"/>	<input type="text" value="0"/>	<input type="text" value="0"/>
<u>Asian</u>	<input type="text" value="3"/>	<input type="text" value="0"/>	<input type="text" value="0"/>
<u>Black or African American</u>	<input type="text" value="0"/>	<input type="text" value="0"/>	<input type="text" value="0"/>
<u>Native Hawaiian or Other Pacific Islander</u>	<input type="text" value="0"/>	<input type="text" value="0"/>	<input type="text" value="0"/>
<u>White</u>	<input type="text" value="74"/>	<input type="text" value="0"/>	<input type="text" value="0"/>
Two or more races	<input type="text" value="1"/>	<input type="text" value="0"/>	<input type="text" value="0"/>
<u>Race and ethnicity unknown</u>	<input type="text" value="0"/>	<input type="text" value="0"/>	<input type="text" value="0"/>
Total men	81	0	0
Women			
Nonresident alien	<input type="text" value="0"/>	<input type="text" value="0"/>	<input type="text" value="0"/>
Hispanic/Latino	<input type="text" value="1"/>	<input type="text" value="0"/>	<input type="text" value="0"/>
American Indian or Alaska Native	<input type="text" value="0"/>	<input type="text" value="0"/>	<input type="text" value="0"/>
Asian	<input type="text" value="4"/>	<input type="text" value="0"/>	<input type="text" value="0"/>
Black or African American	<input type="text" value="3"/>	<input type="text" value="0"/>	<input type="text" value="0"/>
Native Hawaiian or Other Pacific Islander	<input type="text" value="0"/>	<input type="text" value="0"/>	<input type="text" value="0"/>
White	<input type="text" value="108"/>	<input type="text" value="0"/>	<input type="text" value="0"/>
Two or more races	<input type="text" value="3"/>	<input type="text" value="0"/>	<input type="text" value="0"/>
Race and ethnicity unknown	<input type="text" value="0"/>	<input type="text" value="0"/>	<input type="text" value="0"/>
Total women	119	0	0
Total (men+women)	200	0	0
Total from prior year	194		

Institution: University of Northern Iowa (154095)

User ID: P1540951

Part D - Part-time staff

Number of Part-time Staff

As of November 1, 2013

- Report Hispanic/Latino individuals of any race as Hispanic/Latino
- Report race for non-Hispanic/Latino individuals only

Gender and race/ethnicity	<u>Archivists, Curators, and Museum Technicians</u> 25-4010	<u>Librarians</u> 25-4020	<u>Library Technicians</u> 25-4030	<u>Student and Academic Affairs and Other Education Services Occupations</u> 25-2000 + 25-3000 + 25-9000	<u>Library and Student and Academic Affairs and Other Education Services Occupations</u>
Men					
<u>Nonresident alien</u>	<input type="text" value="0"/>	<input type="text" value="0"/>	<input type="text" value="0"/>	<input type="text" value="0"/>	0
<u>Hispanic/Latino</u>	<input type="text" value="0"/>	<input type="text" value="0"/>	<input type="text" value="0"/>	<input type="text" value="0"/>	0
<u>American Indian or Alaska Native</u>	<input type="text" value="0"/>	<input type="text" value="0"/>	<input type="text" value="0"/>	<input type="text" value="0"/>	0
<u>Asian</u>	<input type="text" value="0"/>	<input type="text" value="0"/>	<input type="text" value="0"/>	<input type="text" value="0"/>	0
<u>Black or African American</u>	<input type="text" value="0"/>	<input type="text" value="0"/>	<input type="text" value="0"/>	<input type="text" value="0"/>	0
<u>Native Hawaiian or Other Pacific Islander</u>	<input type="text" value="0"/>	<input type="text" value="0"/>	<input type="text" value="0"/>	<input type="text" value="0"/>	0
<u>White</u>	<input type="text" value="0"/>	<input type="text" value="2"/>	<input type="text" value="0"/>	<input type="text" value="7"/>	9
<u>Two or more races</u>	<input type="text" value="0"/>	<input type="text" value="0"/>	<input type="text" value="0"/>	<input type="text" value="0"/>	0
<u>Race and ethnicity unknown</u>	<input type="text" value="0"/>	<input type="text" value="0"/>	<input type="text" value="0"/>	<input type="text" value="0"/>	0
Total men	0	2	0	7	9
Women					
<u>Nonresident alien</u>	<input type="text" value="0"/>	<input type="text" value="0"/>	<input type="text" value="0"/>	<input type="text" value="0"/>	0
<u>Hispanic/Latino</u>	<input type="text" value="1"/>	<input type="text" value="0"/>	<input type="text" value="0"/>	<input type="text" value="1"/>	2
<u>American Indian or Alaska Native</u>	<input type="text" value="0"/>	<input type="text" value="0"/>	<input type="text" value="0"/>	<input type="text" value="0"/>	0
<u>Asian</u>	<input type="text" value="0"/>	<input type="text" value="0"/>	<input type="text" value="0"/>	<input type="text" value="2"/>	2
<u>Black or African American</u>	<input type="text" value="0"/>	<input type="text" value="0"/>	<input type="text" value="0"/>	<input type="text" value="1"/>	1
<u>Native Hawaiian or Other Pacific Islander</u>	<input type="text" value="0"/>	<input type="text" value="0"/>	<input type="text" value="0"/>	<input type="text" value="0"/>	0
<u>White</u>	<input type="text" value="0"/>	<input type="text" value="0"/>	<input type="text" value="0"/>	<input type="text" value="19"/>	19
<u>Two or more races</u>	<input type="text" value="0"/>	<input type="text" value="0"/>	<input type="text" value="0"/>	<input type="text" value="0"/>	0
<u>Race and ethnicity unknown</u>	<input type="text" value="0"/>	<input type="text" value="0"/>	<input type="text" value="0"/>	<input type="text" value="0"/>	0
Total women	1	0	0	23	24

Total (men+women)	1	2	0	30	33
Total from prior year		2		34	36

Institution: University of Northern Iowa (154095)

User ID: P1540951

Part D - Part-time staff

Number of Part-time Staff

As of November 1, 2013

- Report Hispanic/Latino individuals of any race as Hispanic/Latino
- Report race for non-Hispanic/Latino individuals only

Gender and race/ethnicity	<u>Management Occupations</u> 11-0000	<u>Business and Financial Operations Occupations</u> 13-0000	<u>Computer, Engineering, and Science Occupations</u> 15-0000 + 17-0000 + 19-0000	<u>Community, Social Service, Legal, Arts, Design, Entertainment, Sports, and Media Occupations</u> 21-0000 + 23-0000 + 27-0000	<u>Healthcare Practitioners and Technical Occupations</u> 29-0000
---------------------------	--	---	--	--	--

Men						
<u>Nonresident alien</u>	<input type="text" value="0"/>	<input type="text" value="0"/>	<input type="text" value="0"/>	<input type="text" value="0"/>	<input type="text" value="0"/>	<input type="text" value="0"/>
<u>Hispanic/Latino</u>	<input type="text" value="0"/>	<input type="text" value="0"/>	<input type="text" value="1"/>	<input type="text" value="1"/>	<input type="text" value="0"/>	<input type="text" value="0"/>
<u>American Indian or Alaska Native</u>	<input type="text" value="0"/>	<input type="text" value="0"/>	<input type="text" value="0"/>	<input type="text" value="0"/>	<input type="text" value="0"/>	<input type="text" value="0"/>
<u>Asian</u>	<input type="text" value="0"/>	<input type="text" value="0"/>	<input type="text" value="0"/>	<input type="text" value="1"/>	<input type="text" value="0"/>	<input type="text" value="0"/>
<u>Black or African American</u>	<input type="text" value="0"/>	<input type="text" value="0"/>	<input type="text" value="0"/>	<input type="text" value="0"/>	<input type="text" value="0"/>	<input type="text" value="0"/>
<u>Native Hawaiian or Other Pacific Islander</u>	<input type="text" value="0"/>	<input type="text" value="0"/>	<input type="text" value="0"/>	<input type="text" value="0"/>	<input type="text" value="0"/>	<input type="text" value="0"/>
<u>White</u>	<input type="text" value="6"/>	<input type="text" value="4"/>	<input type="text" value="4"/>	<input type="text" value="9"/>	<input type="text" value="0"/>	<input type="text" value="0"/>
<u>Two or more races</u>	<input type="text" value="0"/>	<input type="text" value="0"/>	<input type="text" value="0"/>	<input type="text" value="0"/>	<input type="text" value="0"/>	<input type="text" value="0"/>
<u>Race and ethnicity unknown</u>	<input type="text" value="0"/>	<input type="text" value="0"/>	<input type="text" value="0"/>	<input type="text" value="0"/>	<input type="text" value="0"/>	<input type="text" value="0"/>
Total men	6	4	5	11	0	0
Women						
<u>Nonresident alien</u>	<input type="text" value="0"/>	<input type="text" value="1"/>	<input type="text" value="0"/>	<input type="text" value="0"/>	<input type="text" value="0"/>	<input type="text" value="0"/>
<u>Hispanic/Latino</u>	<input type="text" value="0"/>	<input type="text" value="0"/>	<input type="text" value="0"/>	<input type="text" value="0"/>	<input type="text" value="0"/>	<input type="text" value="0"/>
<u>American Indian or Alaska Native</u>	<input type="text" value="0"/>	<input type="text" value="0"/>	<input type="text" value="0"/>	<input type="text" value="0"/>	<input type="text" value="0"/>	<input type="text" value="0"/>
<u>Asian</u>	<input type="text" value="0"/>	<input type="text" value="1"/>	<input type="text" value="0"/>	<input type="text" value="0"/>	<input type="text" value="0"/>	<input type="text" value="0"/>
<u>Black or African American</u>	<input type="text" value="0"/>	<input type="text" value="0"/>	<input type="text" value="0"/>	<input type="text" value="1"/>	<input type="text" value="0"/>	<input type="text" value="0"/>
<u>Native Hawaiian or Other Pacific Islander</u>	<input type="text" value="0"/>	<input type="text" value="0"/>	<input type="text" value="0"/>	<input type="text" value="0"/>	<input type="text" value="0"/>	<input type="text" value="0"/>
<u>White</u>	<input type="text" value="6"/>	<input type="text" value="7"/>	<input type="text" value="4"/>	<input type="text" value="29"/>	<input type="text" value="12"/>	<input type="text" value="12"/>
<u>Two or more races</u>	<input type="text" value="0"/>	<input type="text" value="0"/>	<input type="text" value="0"/>	<input type="text" value="0"/>	<input type="text" value="0"/>	<input type="text" value="0"/>
<u>Race and ethnicity unknown</u>	<input type="text" value="0"/>	<input type="text" value="0"/>	<input type="text" value="0"/>	<input type="text" value="0"/>	<input type="text" value="0"/>	<input type="text" value="0"/>
Total women	6	9	4	30	12	12
Total (men+women)	12	13	9	⚠ 41	12	12
Total from prior year	11	12	7	27	9	9

Institution: University of Northern Iowa (154095)

User ID: P1540951

Part D - Part-time staff

Number of Part-time Staff

As of November 1, 2013

- Report Hispanic/Latino individuals of any race as Hispanic/Latino
- Report race for non-Hispanic/Latino individuals only

Gender and race/ethnicity	<u>Service Occupations</u> 31-0000 + 33-0000 + 35-0000 + 37-0000 + 39-0000	<u>Sales and Related Occupations</u> 41-0000	<u>Office and Administrative Support Occupations</u> 43-0000	<u>Natural Resources, Construction, and Maintenance Occupations</u> 45-0000 + 47-0000 + 49-0000	<u>Production, Transportation, and Material Moving Occupations</u> 51-0000 + 53-0000	Grand Total (All part-time staff)
Men						
<u>Nonresident alien</u>	<input type="text" value="0"/>	<input type="text" value="0"/>	<input type="text" value="0"/>	<input type="text" value="0"/>	<input type="text" value="0"/>	1
<u>Hispanic/Latino</u>	<input type="text" value="1"/>	<input type="text" value="0"/>	<input type="text" value="0"/>	<input type="text" value="0"/>	<input type="text" value="0"/>	5
American						

<u>Indian or Alaska Native</u>	<input type="text" value="0"/>	<input type="text" value="0"/>	<input type="text" value="0"/>	<input type="text" value="0"/>	<input type="text" value="0"/>	0
<u>Asian</u>	<input type="text" value="1"/>	<input type="text" value="0"/>	<input type="text" value="0"/>	<input type="text" value="0"/>	<input type="text" value="0"/>	5
<u>Black or African American</u>	<input type="text" value="1"/>	<input type="text" value="0"/>	<input type="text" value="0"/>	<input type="text" value="0"/>	<input type="text" value="0"/>	1
<u>Native Hawaiian or Other Pacific Islander</u>	<input type="text" value="0"/>	<input type="text" value="0"/>	<input type="text" value="0"/>	<input type="text" value="0"/>	<input type="text" value="0"/>	0
<u>White</u>	<input type="text" value="14"/>	<input type="text" value="0"/>	<input type="text" value="2"/>	<input type="text" value="2"/>	<input type="text" value="30"/>	154
Two or more races	<input type="text" value="0"/>	<input type="text" value="0"/>	<input type="text" value="0"/>	<input type="text" value="0"/>	<input type="text" value="1"/>	2
<u>Race and ethnicity unknown</u>	<input type="text" value="0"/>	<input type="text" value="0"/>	<input type="text" value="0"/>	<input type="text" value="0"/>	<input type="text" value="0"/>	0
Total men	17	0	2	2	31	168
Women						
Nonresident alien	<input type="text" value="0"/>	<input type="text" value="0"/>	<input type="text" value="0"/>	<input type="text" value="0"/>	<input type="text" value="0"/>	1
Hispanic/Latino	<input type="text" value="1"/>	<input type="text" value="0"/>	<input type="text" value="0"/>	<input type="text" value="0"/>	<input type="text" value="1"/>	5
American Indian or Alaska Native	<input type="text" value="1"/>	<input type="text" value="0"/>	<input type="text" value="0"/>	<input type="text" value="0"/>	<input type="text" value="1"/>	2
Asian	<input type="text" value="1"/>	<input type="text" value="0"/>	<input type="text" value="0"/>	<input type="text" value="0"/>	<input type="text" value="0"/>	8
Black or African American	<input type="text" value="4"/>	<input type="text" value="0"/>	<input type="text" value="0"/>	<input type="text" value="0"/>	<input type="text" value="1"/>	10
Native Hawaiian or Other Pacific Islander	<input type="text" value="0"/>	<input type="text" value="0"/>	<input type="text" value="0"/>	<input type="text" value="0"/>	<input type="text" value="0"/>	0
White	<input type="text" value="45"/>	<input type="text" value="0"/>	<input type="text" value="42"/>	<input type="text" value="0"/>	<input type="text" value="36"/>	308
Two or more races	<input type="text" value="0"/>	<input type="text" value="0"/>	<input type="text" value="0"/>	<input type="text" value="0"/>	<input type="text" value="0"/>	3
Race and ethnicity unknown	<input type="text" value="0"/>	<input type="text" value="0"/>	<input type="text" value="0"/>	<input type="text" value="0"/>	<input type="text" value="0"/>	0
Total women	52	0	42	0	39	337
Total (men+women)	69	0	44	2	70	505
Total from prior year	58		44	2	76	476

Institution: University of Northern Iowa (154095)

User ID: P1540951


Part D - Graduate assistants

Number of Graduate Assistants

As of November 1, 2013

- Report Hispanic/Latino individuals of any race as Hispanic/Latino
- Report race for non-Hispanic/Latino individuals only

Gender and race/ethnicity	<u>Teaching</u> 25-1191	<u>Research</u>	<u>Management Occupations</u> 11-0000	<u>Business and Financial Operations Occupations</u> 13-0000	<u>Computer, Engineering, and Science Occupations</u> 15-0000 + 17-0000 + 19-0000	<u>Community, Social Service, Legal, Arts, Design, Entertainment, Sports, and Media Occupations</u> 21-0000 + 23-0000 + 27-0000	<u>Library and Student and Academic Affairs and Other Education Services Occupations</u> 25-4000 + 25-2000 + 25-3000 + 25-9000	<u>Healthcare Practitioners and Technical Occupations</u> 29-0000	Total
Men									
<u>Nonresident alien</u>	<input type="text" value="1"/>	<input type="text" value="16"/>	<input type="text" value="0"/>	<input type="text" value="0"/>	<input type="text" value="0"/>	<input type="text" value="0"/>	<input type="text" value="0"/>	<input type="text" value="0"/>	17
<u>Hispanic/Latino</u>	<input type="text" value="0"/>	<input type="text" value="2"/>	<input type="text" value="0"/>	<input type="text" value="0"/>	<input type="text" value="0"/>	<input type="text" value="0"/>	<input type="text" value="0"/>	<input type="text" value="0"/>	2
<u>American Indian or Alaska Native</u>	<input type="text" value="0"/>	<input type="text" value="1"/>	<input type="text" value="0"/>	<input type="text" value="0"/>	<input type="text" value="0"/>	<input type="text" value="0"/>	<input type="text" value="0"/>	<input type="text" value="0"/>	1
<u>Asian</u>	<input type="text" value="0"/>	<input type="text" value="0"/>	<input type="text" value="0"/>	<input type="text" value="0"/>	<input type="text" value="0"/>	<input type="text" value="0"/>	<input type="text" value="0"/>	<input type="text" value="0"/>	0
<u>Black or African</u>	<input type="text" value="0"/>	<input type="text" value="0"/>	<input type="text" value="0"/>	<input type="text" value="0"/>	<input type="text" value="0"/>	<input type="text" value="0"/>	<input type="text" value="0"/>	<input type="text" value="0"/>	0

<u>American</u>	<input type="text" value="0"/>	<input type="text" value="6"/>	<input type="text" value="0"/>	<input type="text" value="0"/>	<input type="text" value="0"/>	<input type="text" value="0"/>	<input type="text" value="0"/>	<input type="text" value="0"/>	6
<u>Native Hawaiian or Other Pacific Islander</u>	<input type="text" value="0"/>	<input type="text" value="0"/>	<input type="text" value="0"/>	<input type="text" value="0"/>	<input type="text" value="0"/>	<input type="text" value="0"/>	<input type="text" value="0"/>	<input type="text" value="0"/>	0
<u>White</u>	<input type="text" value="1"/>	<input type="text" value="69"/>	<input type="text" value="0"/>	<input type="text" value="0"/>	<input type="text" value="0"/>	<input type="text" value="0"/>	<input type="text" value="0"/>	<input type="text" value="0"/>	70
Two or more races	<input type="text" value="0"/>	<input type="text" value="2"/>	<input type="text" value="0"/>	<input type="text" value="0"/>	<input type="text" value="0"/>	<input type="text" value="0"/>	<input type="text" value="0"/>	<input type="text" value="0"/>	2
<u>Race and ethnicity unknown</u>	<input type="text" value="0"/>	<input type="text" value="1"/>	<input type="text" value="0"/>	<input type="text" value="0"/>	<input type="text" value="0"/>	<input type="text" value="0"/>	<input type="text" value="0"/>	<input type="text" value="0"/>	1
Total men	2	97	0	0	0	0	0	0	99
Women									
Nonresident alien	<input type="text" value="0"/>	<input type="text" value="24"/>	<input type="text" value="0"/>	<input type="text" value="0"/>	<input type="text" value="0"/>	<input type="text" value="0"/>	<input type="text" value="0"/>	<input type="text" value="0"/>	24
Hispanic/Latino	<input type="text" value="0"/>	<input type="text" value="4"/>	<input type="text" value="0"/>	<input type="text" value="0"/>	<input type="text" value="0"/>	<input type="text" value="0"/>	<input type="text" value="0"/>	<input type="text" value="0"/>	4
American Indian or Alaska Native	<input type="text" value="0"/>	<input type="text" value="0"/>	<input type="text" value="0"/>	<input type="text" value="0"/>	<input type="text" value="0"/>	<input type="text" value="0"/>	<input type="text" value="0"/>	<input type="text" value="0"/>	0
Asian	<input type="text" value="0"/>	<input type="text" value="5"/>	<input type="text" value="0"/>	<input type="text" value="0"/>	<input type="text" value="0"/>	<input type="text" value="0"/>	<input type="text" value="0"/>	<input type="text" value="0"/>	5
Black or African American	<input type="text" value="1"/>	<input type="text" value="9"/>	<input type="text" value="0"/>	<input type="text" value="0"/>	<input type="text" value="0"/>	<input type="text" value="0"/>	<input type="text" value="0"/>	<input type="text" value="0"/>	10
Native Hawaiian or Other Pacific Islander	<input type="text" value="0"/>	<input type="text" value="0"/>	<input type="text" value="0"/>	<input type="text" value="0"/>	<input type="text" value="0"/>	<input type="text" value="0"/>	<input type="text" value="0"/>	<input type="text" value="0"/>	0
White	<input type="text" value="4"/>	<input type="text" value="147"/>	<input type="text" value="0"/>	<input type="text" value="0"/>	<input type="text" value="0"/>	<input type="text" value="0"/>	<input type="text" value="0"/>	<input type="text" value="0"/>	151
Two or more races	<input type="text" value="0"/>	<input type="text" value="2"/>	<input type="text" value="0"/>	<input type="text" value="0"/>	<input type="text" value="0"/>	<input type="text" value="0"/>	<input type="text" value="0"/>	<input type="text" value="0"/>	2
Race and ethnicity unknown	<input type="text" value="0"/>	<input type="text" value="2"/>	<input type="text" value="0"/>	<input type="text" value="0"/>	<input type="text" value="0"/>	<input type="text" value="0"/>	<input type="text" value="0"/>	<input type="text" value="0"/>	2
Total women	5	193	0	0	0	0	0	0	198
Total (men+women)	 7	290	0	0	0	0	0	0	297
Total from prior year	33	268							301

Institution: University of Northern Iowa (154095)


User ID: P1540951

Part E - Part-time staff

Number of Part-time Staff

As of November 1, 2013

Occupational category	With <u>Faculty status</u>					Without Faculty status	Total
	<u>Tenured</u>	<u>On Tenure Track</u>	<u>Not on Tenure Track</u>				
			<u>Multi-year, continuing, or at-will contract</u>	<u>Annual contract</u>	<u>Less-than-annual contract</u>		
<u>Primarily Instruction</u>	0	0	0	0	0	0	0
? Exclusively credit	<input type="text" value="0"/>	<input type="text" value="0"/>	<input type="text" value="0"/>	<input type="text" value="0"/>	<input type="text" value="0"/>	<input type="text" value="0"/>	0
? Exclusively not-for-credit	<input type="text" value="0"/>	<input type="text" value="0"/>	<input type="text" value="0"/>	<input type="text" value="0"/>	<input type="text" value="0"/>	<input type="text" value="0"/>	0
Combined credit/not-for-credit	<input type="text" value="0"/>	<input type="text" value="0"/>	<input type="text" value="0"/>	<input type="text" value="0"/>	<input type="text" value="0"/>	<input type="text" value="0"/>	0
<u>Instruction/research/public service staff</u>	<input type="text" value="28"/>	<input type="text" value="1"/>	<input type="text" value="0"/>	<input type="text" value="0"/>	<input type="text" value="171"/>	<input type="text" value="0"/>	200
<u>Research staff</u>	<input type="text" value="0"/>	<input type="text" value="0"/>	<input type="text" value="0"/>	<input type="text" value="0"/>	<input type="text" value="0"/>	<input type="text" value="0"/>	0
<u>Public Service staff</u>	<input type="text" value="0"/>	<input type="text" value="0"/>	<input type="text" value="0"/>	<input type="text" value="0"/>	<input type="text" value="0"/>	<input type="text" value="0"/>	0
<u>Archivists, Curators, and Museum Technicians</u> 25-4010	<input type="text" value="0"/>	<input type="text" value="0"/>	<input type="text" value="0"/>	<input type="text" value="0"/>	<input type="text" value="0"/>	<input type="text" value="1"/>	1
<u>Librarians</u> 25-4020	<input type="text" value="1"/>	<input type="text" value="0"/>	<input type="text" value="0"/>	<input type="text" value="0"/>	<input type="text" value="1"/>	<input type="text" value="0"/>	2
<u>Library Technicians</u> 25-4030	<input type="text" value="0"/>	<input type="text" value="0"/>	<input type="text" value="0"/>	<input type="text" value="0"/>	<input type="text" value="0"/>	<input type="text" value="0"/>	0
? <u>Student and Academic Affairs and Other Education Services Occupations</u>	<input type="text" value="0"/>	<input type="text" value="0"/>	<input type="text" value="0"/>	<input type="text" value="0"/>	<input type="text" value="0"/>	<input type="text" value="30"/>	30

25-2000 + 25-3000 + 25-9000							
<u>Management Occupations</u> 11-0000	<input type="text" value="1"/>	<input type="text" value="0"/>	<input type="text" value="0"/>	<input type="text" value="0"/>	<input type="text" value="0"/>	<input type="text" value="11"/>	12
<u>Business and Financial Operations Occupations</u> 13-0000	<input type="text" value="0"/>	<input type="text" value="0"/>	<input type="text" value="0"/>	<input type="text" value="0"/>	<input type="text" value="0"/>	<input type="text" value="13"/>	13
<u>Computer, Engineering, and Science Occupations</u> 15-0000 + 17-0000 + 19-0000	<input type="text" value="0"/>	<input type="text" value="0"/>	<input type="text" value="0"/>	<input type="text" value="0"/>	<input type="text" value="0"/>	<input type="text" value="9"/>	9
<u>Community, Social Service, Legal, Arts, Design, Entertainment, Sports, and Media Occupations</u> 21-0000 + 23-0000 + 27-0000	<input type="text" value="0"/>	<input type="text" value="0"/>	<input type="text" value="0"/>	<input type="text" value="0"/>	<input type="text" value="0"/>	<input type="text" value="41"/>	41
<u>Healthcare Practitioners and Technical Occupations</u> 29-0000	<input type="text" value="0"/>	<input type="text" value="0"/>	<input type="text" value="0"/>	<input type="text" value="0"/>	<input type="text" value="0"/>	<input type="text" value="12"/>	12
Total	30	1	 0	0	172	117	320
Total from prior year	31	0	1		164	100	296

Institution: University of Northern Iowa (154095)

User ID: P1540951

Part F - Part-time summary non-medical**Summary of Part-time Staff****As of November 1, 2013**

Occupational category	With Faculty status					Without Faculty status	Total
	Tenured	On Tenure Track	Not on Tenure Track				
			Multi-year, continuing, or at-will contract	Annual contract	Less-than-annual contract		
Primarily Instruction	0	0	0	0	0	0	0
Exclusively credit	0	0	0	0	0	0	0
Exclusively not-for-credit	0	0	0	0	0	0	0
Combined credit/not-for-credit	0	0	0	0	0	0	0
Instruction/research/public service staff	28	1	0	0	171	0	200
Research staff	0	0	0	0	0	0	0
Public Service staff	0	0	0	0	0	0	0
Archivists, Curators, and Museum Technicians 25-4010	0	0	0	0	0	1	1
Librarians 25-4020	1	0	0	0	1	0	2
Library Technicians 25-4030	0	0	0	0	0	0	0
Student and Academic Affairs and Other Education Services Occupations 25-2000 + 25-3000 + 25-9000	0	0	0	0	0	30	30
Management Occupations 11-0000	1	0	0	0	0	11	12
Business and Financial Operations Occupations 13-0000	0	0	0	0	0	13	13
Computer, Engineering, and Science Occupations 15-0000 + 17-0000 + 19-0000	0	0	0	0	0	9	9
Community, Social Service, Legal, Arts, Design, Entertainment, Sports, and Media	-	-	-	-	-	-	-

Design, Entertainment, Sports, and Media Occupations 21-0000 + 23-0000 + 27-0000	0	0	0	0	0	41	41
Healthcare Practitioners and Technical Occupations 29-0000	0	0	0	0	0	12	12
Service Occupations 31-0000 + 33-0000 + 35-0000 + 37-0000 + 39-0000							69
Sales and Related Occupations 41-0000							0
Office and Administrative Support Occupations 43-0000							44
Natural Resources, Construction, and Maintenance Occupations 45-0000 + 47-0000 + 49-0000							2
Production, Transportation, and Material Moving Occupations 51-0000 + 53-0000							70
Graduate Assistants							297
Teaching 25-1191							7
Research							290
Management Occupations 11-0000							0
Business and Financial Operations Occupations 13-0000							0
Computer, Engineering, and Science Occupations 15-0000 + 17-0000 + 19-0000							0
Community, Social Service, Legal, Arts, Design, Entertainment, Sports, and Media Occupations 21-0000 + 23-0000 + 27-0000							0
Library and Student and Academic Affairs and Other Education Services Occupations 25-4000 + 25-2000 + 25-3000 + 25-9000							0
Healthcare Practitioners and Technical Occupations 29-0000							0
Total							802

Institution: University of Northern Iowa (154095)

User ID: P1540951

Part H - New Hires - Full-time instructional staff**Number of Newly Hired Full-time Permanent Instructional Staff****(Hired full time between July 1 and October 31, 2013 and still on payroll of the institution as of November 1, 2013)**

- Report Hispanic/Latino individuals of any race as Hispanic/Latino
- Report race for non-Hispanic/Latino individuals only
- Include Primarily Instruction and Instruction Combined with Research and Public Service

Gender and race/ethnicity	With <u>Faculty status</u>					Without Faculty status	Total
	<u>Tenured</u>	<u>On Tenure Track</u>	<u>Not on Tenure Track</u>				
			<u>Multi-year, continuing, or at-will contract</u>	<u>Annual contract</u>	<u>Less-than-annual contract</u>		
Men							
<u>Nonresident alien</u>	<input type="text" value="0"/>	<input type="text" value="1"/>	<input type="text" value="0"/>	<input type="text" value="0"/>	<input type="text" value="0"/>	<input type="text" value="0"/>	1
<u>Hispanic/Latino</u>	<input type="text" value="1"/>	<input type="text" value="1"/>	<input type="text" value="0"/>	<input type="text" value="0"/>	<input type="text" value="0"/>	<input type="text" value="0"/>	2
<u>American Indian or Alaska Native</u>	<input type="text" value="0"/>	<input type="text" value="0"/>	<input type="text" value="0"/>	<input type="text" value="0"/>	<input type="text" value="0"/>	<input type="text" value="0"/>	0
<u>Asian</u>	<input type="text" value="0"/>	<input type="text" value="1"/>	<input type="text" value="1"/>	<input type="text" value="0"/>	<input type="text" value="0"/>	<input type="text" value="0"/>	2
<u>Black or African American</u>	<input type="text" value="0"/>	<input type="text" value="0"/>	<input type="text" value="0"/>	<input type="text" value="0"/>	<input type="text" value="2"/>	<input type="text" value="0"/>	2
<u>Native Hawaiian or Other Pacific Islander</u>	<input type="text" value="0"/>	<input type="text" value="0"/>	<input type="text" value="0"/>	<input type="text" value="0"/>	<input type="text" value="0"/>	<input type="text" value="0"/>	0
<u>White</u>	<input type="text" value="2"/>	<input type="text" value="8"/>	<input type="text" value="3"/>	<input type="text" value="0"/>	<input type="text" value="4"/>	<input type="text" value="0"/>	17
<u>Two or more races</u>	<input type="text" value="0"/>	<input type="text" value="0"/>	<input type="text" value="0"/>	<input type="text" value="0"/>	<input type="text" value="0"/>	<input type="text" value="0"/>	0
<u>Race and ethnicity unknown</u>	<input type="text" value="0"/>	<input type="text" value="0"/>	<input type="text" value="0"/>	<input type="text" value="0"/>	<input type="text" value="0"/>	<input type="text" value="0"/>	0
Total men	3	11	4	0	6	0	24
Women							
<u>Nonresident alien</u>	<input type="text" value="0"/>	<input type="text" value="0"/>	<input type="text" value="0"/>	<input type="text" value="0"/>	<input type="text" value="0"/>	<input type="text" value="0"/>	0
<u>Hispanic/Latino</u>	<input type="text" value="0"/>	<input type="text" value="0"/>	<input type="text" value="0"/>	<input type="text" value="0"/>	<input type="text" value="1"/>	<input type="text" value="0"/>	1
<u>American Indian or Alaska Native</u>	<input type="text" value="0"/>	<input type="text" value="0"/>	<input type="text" value="0"/>	<input type="text" value="0"/>	<input type="text" value="0"/>	<input type="text" value="0"/>	0
<u>Asian</u>	<input type="text" value="0"/>	<input type="text" value="1"/>	<input type="text" value="0"/>	<input type="text" value="0"/>	<input type="text" value="0"/>	<input type="text" value="0"/>	1
<u>Black or African American</u>	<input type="text" value="0"/>	<input type="text" value="1"/>	<input type="text" value="1"/>	<input type="text" value="0"/>	<input type="text" value="1"/>	<input type="text" value="0"/>	3
<u>Native Hawaiian or Other Pacific Islander</u>	<input type="text" value="0"/>	<input type="text" value="0"/>	<input type="text" value="0"/>	<input type="text" value="0"/>	<input type="text" value="0"/>	<input type="text" value="0"/>	0

White	<input type="text" value="0"/>	<input type="text" value="11"/>	<input type="text" value="2"/>	<input type="text" value="0"/>	<input type="text" value="4"/>	<input type="text" value="0"/>	17
Two or more races	<input type="text" value="0"/>	<input type="text" value="0"/>	<input type="text" value="0"/>	<input type="text" value="0"/>	<input type="text" value="0"/>	<input type="text" value="0"/>	0
Race and ethnicity unknown	<input type="text" value="0"/>	<input type="text" value="0"/>	<input type="text" value="0"/>	<input type="text" value="0"/>	<input type="text" value="0"/>	<input type="text" value="0"/>	0
Total women	0	13	3	0	6	0	22
Total (men+women)	3	24	7	0	12	0	46

number of newly hired full-time staff

(Hired full time between July 1 and October 31, 2013 and still on payroll of the institution as of November 1, 2013)

- Report Hispanic/Latino individuals of any race as Hispanic/Latino
- Report race for non-Hispanic/Latino individuals only

Gender and race/ethnicity	<u>Instructional Staff</u> (from Part H, screen 1)	<u>Research staff</u>	<u>Public Service staff</u>	<u>Library and Student and Academic Affairs and Other Education Services Occupations</u> 25-4000 + 25-2000 + 25-3000 + 25-9000
Men				
<u>Nonresident alien</u>	1	<input type="text" value="0"/>	<input type="text" value="0"/>	<input type="text" value="1"/>
<u>Hispanic/Latino</u>	2	<input type="text" value="0"/>	<input type="text" value="0"/>	<input type="text" value="0"/>
<u>American Indian or Alaska Native</u>	0	<input type="text" value="0"/>	<input type="text" value="0"/>	<input type="text" value="0"/>
<u>Asian</u>	2	<input type="text" value="0"/>	<input type="text" value="0"/>	<input type="text" value="0"/>
<u>Black or African American</u>	2	<input type="text" value="0"/>	<input type="text" value="0"/>	<input type="text" value="0"/>
<u>Native Hawaiian or Other Pacific Islander</u>	0	<input type="text" value="0"/>	<input type="text" value="0"/>	<input type="text" value="0"/>
<u>White</u>	17	<input type="text" value="0"/>	<input type="text" value="0"/>	<input type="text" value="2"/>
Two or more races	0	<input type="text" value="0"/>	<input type="text" value="0"/>	<input type="text" value="1"/>
<u>Race and ethnicity unknown</u>	0	<input type="text" value="0"/>	<input type="text" value="0"/>	<input type="text" value="0"/>
Total men	24	0	0	4
Women				
Nonresident alien	0	<input type="text" value="0"/>	<input type="text" value="0"/>	<input type="text" value="1"/>
Hispanic/Latino	1	<input type="text" value="0"/>	<input type="text" value="0"/>	<input type="text" value="0"/>
American Indian or Alaska Native	0	<input type="text" value="0"/>	<input type="text" value="0"/>	<input type="text" value="0"/>
Asian	1	<input type="text" value="0"/>	<input type="text" value="0"/>	<input type="text" value="0"/>
Black or African American	3	<input type="text" value="0"/>	<input type="text" value="0"/>	<input type="text" value="0"/>
Native Hawaiian or Other Pacific Islander	0	<input type="text" value="0"/>	<input type="text" value="0"/>	<input type="text" value="0"/>
White	17	<input type="text" value="0"/>	<input type="text" value="0"/>	<input type="text" value="13"/>
Two or more races	0	<input type="text" value="0"/>	<input type="text" value="0"/>	<input type="text" value="0"/>
Race and ethnicity unknown	0	<input type="text" value="0"/>	<input type="text" value="0"/>	<input type="text" value="0"/>
Total women	22	0	0	14
Total (men+women)	46	0	0	18

Institution: University of Northern Iowa (154095)

User ID: P1540951

Part H - New Hires - Full-time non-instructional staff

Number of Newly Hired Full-time Non-instructional Staff

(Hired full time between July 1 and October 31, 2013 and still on payroll of the institution as of November 1, 2013)

- Report Hispanic/Latino individuals of any race as Hispanic/Latino
- Report race for non-Hispanic/Latino individuals only

Report card for non-responding individuals only

Gender and race/ethnicity	<u>Management Occupations</u> 11-0000	<u>Business and Financial Operations Occupations</u> 13-0000	<u>Computer, Engineering, and Science Occupations</u> 15-0000 + 17-0000 + 19-0000	<u>Community, Social Service, Legal, Arts, Design, Entertainment, Sports, and Media Occupations</u> 21-0000 + 23-0000 + 27-0000	<u>Healthcare Practitioners and Technical Occupations</u> 29-0000
Men					
<u>Nonresident alien</u>	<input type="text" value="0"/>	<input type="text" value="0"/>	<input type="text" value="0"/>	<input type="text" value="0"/>	<input type="text" value="0"/>
<u>Hispanic/Latino</u>	<input type="text" value="0"/>	<input type="text" value="0"/>	<input type="text" value="0"/>	<input type="text" value="0"/>	<input type="text" value="0"/>
<u>American Indian or Alaska Native</u>	<input type="text" value="0"/>	<input type="text" value="0"/>	<input type="text" value="0"/>	<input type="text" value="0"/>	<input type="text" value="0"/>
<u>Asian</u>	<input type="text" value="0"/>	<input type="text" value="0"/>	<input type="text" value="0"/>	<input type="text" value="0"/>	<input type="text" value="0"/>
<u>Black or African American</u>	<input type="text" value="0"/>	<input type="text" value="0"/>	<input type="text" value="0"/>	<input type="text" value="2"/>	<input type="text" value="0"/>
<u>Native Hawaiian or Other Pacific Islander</u>	<input type="text" value="0"/>	<input type="text" value="0"/>	<input type="text" value="0"/>	<input type="text" value="0"/>	<input type="text" value="0"/>
<u>White</u>	<input type="text" value="6"/>	<input type="text" value="4"/>	<input type="text" value="5"/>	<input type="text" value="5"/>	<input type="text" value="0"/>
<u>Two or more races</u>	<input type="text" value="0"/>	<input type="text" value="0"/>	<input type="text" value="1"/>	<input type="text" value="1"/>	<input type="text" value="0"/>
<u>Race and ethnicity unknown</u>	<input type="text" value="0"/>	<input type="text" value="0"/>	<input type="text" value="0"/>	<input type="text" value="0"/>	<input type="text" value="0"/>
Total men	6	4	6	8	0
Women					
<u>Nonresident alien</u>	<input type="text" value="0"/>	<input type="text" value="0"/>	<input type="text" value="0"/>	<input type="text" value="0"/>	<input type="text" value="0"/>
<u>Hispanic/Latino</u>	<input type="text" value="0"/>	<input type="text" value="0"/>	<input type="text" value="0"/>	<input type="text" value="0"/>	<input type="text" value="0"/>
<u>American Indian or Alaska Native</u>	<input type="text" value="0"/>	<input type="text" value="0"/>	<input type="text" value="0"/>	<input type="text" value="0"/>	<input type="text" value="0"/>
<u>Asian</u>	<input type="text" value="0"/>	<input type="text" value="0"/>	<input type="text" value="0"/>	<input type="text" value="0"/>	<input type="text" value="0"/>
<u>Black or African American</u>	<input type="text" value="1"/>	<input type="text" value="0"/>	<input type="text" value="0"/>	<input type="text" value="1"/>	<input type="text" value="0"/>
<u>Native Hawaiian or Other Pacific Islander</u>	<input type="text" value="0"/>	<input type="text" value="0"/>	<input type="text" value="0"/>	<input type="text" value="0"/>	<input type="text" value="0"/>
<u>White</u>	<input type="text" value="6"/>	<input type="text" value="6"/>	<input type="text" value="2"/>	<input type="text" value="2"/>	<input type="text" value="0"/>
<u>Two or more races</u>	<input type="text" value="0"/>	<input type="text" value="0"/>	<input type="text" value="0"/>	<input type="text" value="0"/>	<input type="text" value="0"/>
<u>Race and ethnicity unknown</u>	<input type="text" value="0"/>	<input type="text" value="0"/>	<input type="text" value="0"/>	<input type="text" value="0"/>	<input type="text" value="0"/>

<u>unknown</u>					
Total women	7	6	2	3	0
Total (men+women)	13	10	8	11	0

Institution: University of Northern Iowa (154095)

User ID: P1540951

Part H - New Hires - Full-time non-instructional staff and Total New Hires

Number of Newly Hired Full-time Non-instructional Staff and Total New Hires

(Hired full time between July 1 and October 31, 2013 and still on payroll of the institution as of November 1, 2013)

- Report Hispanic/Latino individuals of any race as Hispanic/Latino
- Report race for non-Hispanic/Latino individuals only

Gender and race/ethnicity	<u>Service Occupations</u> 31-0000 + 33-0000 + 35-0000 + 37-0000 +	<u>Sales and Related Occupations</u> 41-0000	<u>Office and Administrative Support Occupations</u> 43-0000	<u>Natural Resources, Construction, and Maintenance Occupations</u> 45-0000 + 47-0000 + 49-0000	<u>Production, Transportation, and Material Moving Occupations</u> 51-0000 +	Grand Total (All full-time new
---------------------------	--	---	---	--	---	---------------------------------------

	39-0000			53-0000	hires)	
Men						
<u>Nonresident alien</u>	<input type="text" value="0"/>	<input type="text" value="0"/>	<input type="text" value="0"/>	<input type="text" value="0"/>	<input type="text" value="0"/>	2
<u>Hispanic/Latino</u>	<input type="text" value="0"/>	<input type="text" value="0"/>	<input type="text" value="0"/>	<input type="text" value="0"/>	<input type="text" value="0"/>	2
<u>American Indian or Alaska Native</u>	<input type="text" value="0"/>	<input type="text" value="0"/>	<input type="text" value="0"/>	<input type="text" value="0"/>	<input type="text" value="0"/>	0
<u>Asian</u>	<input type="text" value="0"/>	<input type="text" value="0"/>	<input type="text" value="0"/>	<input type="text" value="0"/>	<input type="text" value="0"/>	2
<u>Black or African American</u>	<input type="text" value="0"/>	<input type="text" value="0"/>	<input type="text" value="0"/>	<input type="text" value="0"/>	<input type="text" value="0"/>	4
<u>Native Hawaiian or Other Pacific Islander</u>	<input type="text" value="0"/>	<input type="text" value="0"/>	<input type="text" value="0"/>	<input type="text" value="0"/>	<input type="text" value="0"/>	0
<u>White</u>	<input type="text" value="2"/>	<input type="text" value="0"/>	<input type="text" value="0"/>	<input type="text" value="1"/>	<input type="text" value="1"/>	43
<u>Two or more races</u>	<input type="text" value="0"/>	<input type="text" value="0"/>	<input type="text" value="0"/>	<input type="text" value="0"/>	<input type="text" value="0"/>	3
<u>Race and ethnicity unknown</u>	<input type="text" value="0"/>	<input type="text" value="0"/>	<input type="text" value="0"/>	<input type="text" value="0"/>	<input type="text" value="0"/>	0
Total men	2	0	0	1	1	56
Women						
<u>Nonresident alien</u>	<input type="text" value="0"/>	<input type="text" value="0"/>	<input type="text" value="0"/>	<input type="text" value="0"/>	<input type="text" value="0"/>	1
<u>Hispanic/Latino</u>	<input type="text" value="1"/>	<input type="text" value="0"/>	<input type="text" value="0"/>	<input type="text" value="0"/>	<input type="text" value="0"/>	2
<u>American Indian or Alaska Native</u>	<input type="text" value="0"/>	<input type="text" value="0"/>	<input type="text" value="0"/>	<input type="text" value="0"/>	<input type="text" value="0"/>	0
<u>Asian</u>	<input type="text" value="0"/>	<input type="text" value="0"/>	<input type="text" value="0"/>	<input type="text" value="0"/>	<input type="text" value="0"/>	1
<u>Black or African American</u>	<input type="text" value="0"/>	<input type="text" value="0"/>	<input type="text" value="0"/>	<input type="text" value="0"/>	<input type="text" value="0"/>	5
<u>Native Hawaiian or Other Pacific Islander</u>	<input type="text" value="0"/>	<input type="text" value="0"/>	<input type="text" value="0"/>	<input type="text" value="0"/>	<input type="text" value="0"/>	0
<u>White</u>	<input type="text" value="1"/>	<input type="text" value="0"/>	<input type="text" value="2"/>	<input type="text" value="1"/>	<input type="text" value="0"/>	50
<u>Two or more races</u>	<input type="text" value="0"/>	<input type="text" value="0"/>	<input type="text" value="0"/>	<input type="text" value="0"/>	<input type="text" value="0"/>	0
<u>Race and ethnicity unknown</u>	<input type="text" value="0"/>	<input type="text" value="0"/>	<input type="text" value="0"/>	<input type="text" value="0"/>	<input type="text" value="0"/>	0
Total women	2	0	2	1	0	59
Total (men+women)	4	0	2	2	1	115

Institution: University of Northern Iowa (154095)

User ID: P1540951

Summary**Human Resources Component Summary**

IPEDS collects important information regarding your institution. All data reported in IPEDS survey components become available in the IPEDS Data Center and appear as aggregated data in various Department of Education reports. Additionally, some of the reported data appears specifically for your institution through the College Navigator website and is included in your institution's Data Feedback Report (DFR). The purpose of this summary is to provide you an opportunity to view some of the data that, when accepted through the IPEDS quality control process, will appear on the College Navigator website and/or your DFR. College Navigator is updated approximately three months after the data collection period closes and Data Feedback Reports will be available through the [Data Center](#) and sent to your institution's CEO in November 2014.

Please review your data for accuracy. If you have questions about the data displayed below after reviewing the data reported on the survey screens, please contact the IPEDS Help Desk at: 1-877-225-2568 or ipedshelp@rti.org.

Number of staff by employment status and occupational category: Fall 2013			
Occupational category	Reported values		FTE staff
	Number of full-time staff	Number of part-time staff	
Total number of staff	1,694	505	1,862
Instructional Staff	577	200	644
Primary Instruction	0	0	0

Exclusively credit	0	0	0
Exclusively not-for-credit	0	0	0
Combined credit/not-for-credit	0	0	0
Instruction/research/public service	577	200	644
Research Staff	0	0	0
Public Service Staff	0	0	0
Library and Student and Academic Affairs and Other Education Services Occupations SOC	110	33	121
Librarians, Curators, and Archivists SOC 25-4000	2	3	3
Archivists, Curators, and Museum Technicians SOC 25-4010	1	1	1
Librarians SOC 25-4020	1	2	2
Library Technicians SOC 25-4030	0	0	0
Student and Academic Affairs and Other Education Services Occupations SOC 25-2000 + 25-3000 + 25-9000	108	30	118
Management Occupations SOC 11-0000	240	12	244
Business and Financial Operations Occupations SOC 13-0000	84	13	88
Computer, Engineering, and Science Occupations SOC 15-0000 + 17-0000 + 19-0000	106	9	109
Community, Social Service, Legal, Arts, Design, Entertainment, Sports and Media Occupations SOC 21-0000 + 23-0000 + 27-0000	75	41	89
Healthcare Practitioners and Technical Occupations SOC 29-0000	19	12	23
Service Occupations SOC 31-0000 + 33-0000 + 35-0000 + 37-0000 + 39-0000	166	69	189
Sales and Related Occupations SOC 41-0000	3	0	3
Office and Administrative Support Occupations SOC 43-0000	217	44	232
Natural Resources, Construction, and Maintenance Occupations SOC 45-0000 + 47-0000 + 49-0000	61	2	62
Production, Transportation, and Material Moving Occupations SOC 51-0000 + 53-0000	36	70	59

NOTE: Full-time-equivalent (FTE) staff is calculated by summing the total number of full-time staff and adding one-third of the total number of part-time staff. Graduate assistants are not included in the above figures. Many of the FTE figures may be included in the DFR.

**Salaries of full-time instructional staff by contract length and academic rank:
Academic year 2013-14**

Academic rank	Months Covered by Annual Salary				Total Staff for Salary reporting	Total Number of Months	Salary Outlays	Weighted Average Monthly Salaries
	12 months	11 months	10 months	9 months				
All Ranks				530	530	4,770	\$38,454,631	\$8,062
Professor				150	150	1,350	\$13,515,241	\$10,011
Associate professor				182	182	1,638	\$13,071,288	\$7,980
Assistant professor				117	117	1,053	\$7,342,872	\$6,973

Instructor				81	81	729	\$4,525,230	\$6,207
Lecturer								
No academic rank								

NOTE: The above data are based on the Salary Outlays part of the IPEDS HR component. The Weighted average monthly salaries of full-time instructional staff by academic rank are calculated by adding the salary outlays reported for Men plus Women by academic rank, then dividing the sum by the "Total Number of Months" for Men plus Women by academic rank. Salaries of full-time instructional staff paid less than 9 months per year are not collected. Also, salaries of medical school staff are not collected. The weighted average monthly salaries may be included in the DFR.

Institution: University of Northern Iowa (154095)

User ID: P1540951

Edit Report

Human Resources

University of Northern Iowa (154095)

Source	Description	Severity	Resolved	Options
--------	-------------	----------	----------	---------

Screen: PT staff by Occupation and R/E/G - 3

Upload File	This number is outside the expected range of between 18 and 36 based on the prior year value. Please correct your data or explain. (Error #1387)	Explanation	Yes	
Reason:	We have reviewed the data and confirmed.			

Screen: Graduate assistants by R/E/G

Upload File	This number is outside the expected range of between 22 and 44 based on the prior year value. Please correct your data or explain. (Error #1387)	Explanation	Yes	
Reason:	We have reviewed the data and confirmed.			

Screen: PT staff by Tenure status and Occupation - 1

Upload File	This number is outside the expected range of between 1 and 30 based on the prior year value. Please correct your data or explain. (Error #1387)	Explanation	Yes	
Reason:	We have reviewed the data and confirmed.			