

Fall Enrollment 2013-14

Institution: University of Northern Iowa (154095)

User ID: P1540951

Overview

Fall Enrollment Overview

<p>The Fall Enrollment component collects student enrollment counts by level of student, enrollment status, gender and race/ethnicity. In addition, first-time student retention rates and the student-to-faculty ratio are collected. Every other year data on residence of first-time undergraduates is required and in opposite years, enrollment by student age is required to be reported.</p>

<p>Institutions operating on a traditional academic year calendar (semester, trimester, quarter, or 4-1-4) report Fall enrollment as of the institution's official fall reporting date or October 15. Institutions operating on a calendar that differs by program or that enrolls students on a continuous basis (referred to as program reporters) report Fall enrollment as students enrolled any time during the period August 1 and October 31.</p>
--

Data Reporting Reminders:

- | |
|---|
| <ul style="list-style-type: none"> • Institutions must continue to report using the new race/ethnicity categories.
 • Institutions must continue to use the new postbaccalaureate degree categories (eliminating the first-professional category and reclassifying those programs). All postbaccalaureate students are to be reported as graduate students for enrollment purposes, including any doctor's-professional practice students (formerly first-professional). |
| <ul style="list-style-type: none"> • Part B, Enrollment of students by age, is required this year.
 • Part C, Residence of first-time degree/certificate-seeking undergraduates, is optional this year. |

Resources:

<p>To download the survey materials for this component: Survey Materials</p>
--

<p>To access your prior year data submission for this component: Reported Data</p>
--

<p>If you have questions about completing this survey, please contact the IPEDS Help Desk at 1-877-225-2568.</p>

Institution: University of Northern Iowa (154095)

User ID: P1540951

Part C Selection

Part C (Residence of First-Time Degree/Certificate-Seeking Undergraduates) is optional this year.

Do you wish to complete Part C this year?

If you select 'Yes', you will be expected to complete the Part C screens.

If you select 'No', you will skip Part C.

<input checked="" type="radio"/>	Yes, I will complete Part C
<input type="radio"/>	No, I will not complete Part C

Institution: University of Northern Iowa (154095)

User ID: P1540951

Part A - Fall Enrollment for Full-Time Undergraduate StudentsEnrollment as of the institution's official fall reporting date or as of October 15, 2013**Full-time Undergraduate Students****Race/Ethnicity Reporting Reminder:**

- Report Hispanic/Latino individuals of any race as Hispanic/Latino
- Report race for non-Hispanic/Latino individuals only

Enrolled for <u>credit</u>	<u>Degree/certificate-seeking</u>			Total degree/certificate-seeking	Non-degree/non-certificate-seeking	Total, full-time undergraduate students
	<u>First-time</u>	<u>Transfer-in</u>	Continuing			
Men						
<u>Nonresident alien</u>	6	14	119	139	4	143
<u>Hispanic/Latino</u>	22	22	76	120	0	120
<u>American Indian or Alaska Native</u>	1	1	4	6	0	6
<u>Asian</u>	3	2	27	32	0	32
<u>Black or African American</u>	21	10	84	115	0	115
<u>Native Hawaiian or Other Pacific Islander</u>	0	0	0	0	0	0
<u>White</u>	556	336	2,484	3,376	1	3,377
Two or more races	18	12	39	69	0	69
<u>Race and ethnicity unknown</u>	9	7	47	63	1	64
Total men	636	404	2,880	3,920	6	3,926
Total men prior year	625	418	3,051	4,094	9	4,103
Women						
<u>Nonresident alien</u>	6	23	79	108	9	117
<u>Hispanic/Latino</u>	22	19	102	143	0	143
<u>American Indian or Alaska Native</u>	1	1	8	10	1	11
<u>Asian</u>	12	2	24	38	0	38
<u>Black or African American</u>	16	10	93	119	2	121
<u>Native Hawaiian or Other Pacific Islander</u>	2	1	1	4	0	4
<u>White</u>	963	352	3,478	4,793	11	4,804
Two or more races	22	9	65	96	0	96

<u>Race and ethnicity unknown</u>	9	6	52	67	3	70
Total women	1,053	423	3,902	5,378	26	5,404
Total women prior year	1,053	473	4,015	5,541	35	5,576
Grand total (men+women)	1,689	827	6,782	9,298	32	9,330
Grand total (men+women) prior year	1,678	891	7,066	9,635	44	9,679

Institution: University of Northern Iowa (154095)

User ID: P1540951

Part A - Fall Enrollment for Part-time Undergraduate StudentsEnrollment as of the institution's official fall reporting date or as of October 15, 2013**Part-time Undergraduate Students****Race/Ethnicity Reporting Reminder:**

- Report Hispanic/Latino individuals of any race as Hispanic/Latino
- Report race for non-Hispanic/Latino individuals only

Enrolled for <u>credit</u>	<u>Degree/certificate-seeking</u>				Non-degree/ non- certificate- seeking	Total, part-time undergraduate students
	<u>First-time</u>	<u>Transfer- in</u>	Continuing	Total degree/certificate- seeking		
Men						
<u>Nonresident alien</u>	3	8	36	47	20	67
<u>Hispanic/Latino</u>	0	1	9	10	5	15
<u>American Indian or Alaska Native</u>	0	0	1	1	0	1
<u>Asian</u>	1	1	2	4	2	6
<u>Black or African American</u>	3	1	18	22	1	23
<u>Native Hawaiian or Other Pacific Islander</u>	0	0	1	1	0	1
<u>White</u>	3	32	330	365	46	411
Two or more races	0	0	1	1	0	1
<u>Race and ethnicity unknown</u>	0	2	11	13	7	20
Total men	10	45	409	464	81	545
Total men prior year	13	46	415	474	48	522
Women						
<u>Nonresident alien</u>	7	9	22	38	26	64
<u>Hispanic/Latino</u>	0	0	8	8	3	11
<u>American Indian or Alaska Native</u>	0	0	1	1	0	1
<u>Asian</u>	0	0	8	8	3	11
<u>Black or African American</u>	2	0	15	17	3	20
<u>Native Hawaiian or Other Pacific Islander</u>	0	0	0	0	0	0
<u>White</u>	14	31	274	319	56	375
Two or more races	0	0	2	2	0	2

<u>Race and ethnicity unknown</u>	<input type="text" value="0"/>	<input type="text" value="0"/>	<input type="text" value="15"/>	15	<input type="text" value="6"/>	21
Total women	23	40	345	408	97	505
Total women prior year	13	48	343	404	50	454
Grand total (men+women)	33	85	754	872	178	1,050
Grand total (men+women) prior year	26	94	758	878	98	976

Institution: University of Northern Iowa (154095)


User ID: P1540951

Part A - Fall Enrollment for Graduate StudentsEnrollment as of the institution's official fall reporting date or as of October 15, 2013**Graduate Students****Race/Ethnicity Reporting Reminder:**

- Report Hispanic/Latino individuals of any race as Hispanic/Latino
- Report race for non-Hispanic/Latino individuals only

Graduate Student Reporting Reminder:

- Report all postbaccalaureate degree and certificate students as graduate students, including any doctor's-professional practice students (formerly first-professional)

Enrolled for <u>credit</u>	Total <u>full-time</u>	Total <u>part-time</u>	Total graduate students
Men			
<u>Nonresident alien</u>	30	35	65
<u>Hispanic/Latino</u>	4	7	11
<u>American Indian or Alaska Native</u>	1	1	2
<u>Asian</u>	0	2	2
<u>Black or African American</u>	12	9	21
<u>Native Hawaiian or Other Pacific Islander</u>	0	0	0
<u>White</u>	138	291	429
Two or more races	2	3	5
<u>Race and ethnicity unknown</u>	5	19	24
Total men	192	 367	559
Total men prior year	228	271	499
Women			
<u>Nonresident alien</u>	38	26	64
<u>Hispanic/Latino</u>	17	5	22
<u>American Indian or Alaska Native</u>	0	3	3
<u>Asian</u>	9	9	18
<u>Black or African American</u>	17	24	41
<u>Native Hawaiian or Other Pacific Islander</u>	2	0	2
<u>White</u>	350	658	1,008
Two or more races	3	3	6
<u>Race and ethnicity unknown</u>	10	46	56

Total women	446	774	1,220
Total women prior year	454	665	1,119
Grand total (men+women)	638	1,141	1,779
Grand total (men+women) prior year	682	936	1,618

Institution: University of Northern Iowa (154095)

User ID: P1540951

Part A - Fall Enrollment by Distance Education Status

Enrollment as of the institution's official fall reporting date or as of October 15, 2013




	<u>Undergraduate Students</u>		<u>Graduate Students</u>
	<u>Degree/Certificate Seeking</u>	Non-Degree/Certificate Seeking	
Enrolled exclusively in distance education courses	44	24	482
Enrolled in some but not all distance education courses	1,688	3	177
Not enrolled in any distance education courses	8,438	183	1,120
Total (all distance education statuses)	10,170	210	1,779
Total (from prior part A screens) <i>NOTE: The total of all distance education statuses (above) must equal this total carried forward from the prior part A screens</i>	10,170	210	1,779

You may use the space below to provide context for the data you've reported above.

Institution: University of Northern Iowa (154095)

User ID: P1540951

Part A - Fall Enrollment by Distance Education Status

		<u>Undergraduate Students</u>		<u>Graduate Students</u>
		<u>Degree/Certificate Seeking</u>	Non-Degree/Certificate Seeking	
Of those students <i>exclusively</i> enrolled in distance education courses, report the number that are:				
Located in	IA	<input type="text"/>	<input type="text"/>	<input type="text"/>
Located in the U.S. but not in	IA	<input type="text"/>	<input type="text"/>	<input type="text"/>
Located in the U.S. but state/jurisdiction unknown		 <input type="text" value="44"/>	 <input type="text" value="24"/>	 <input type="text" value="482"/>
Located outside the U.S.		<input type="text"/>	<input type="text"/>	<input type="text"/>
Location unknown/unreported		0	0	0
Total students exclusively enrolled in distance education (from section above)		44	24	482

Institution: University of Northern Iowa (154095)

User ID: P1540951

Part A - Fall Enrollment Summary

Fall Enrollment Summary			
Students enrolled for credit	Total full-time students	Total part-time students	Grand total, all students
Men			
<u>Nonresident alien</u>	173	102	275
<u>Hispanic/Latino</u>	124	22	146
<u>American Indian or Alaska Native</u>	7	2	9
<u>Asian</u>	32	8	40
<u>Black or African American</u>	127	32	159
<u>Native Hawaiian or Other Pacific Islander</u>	0	1	1
<u>White</u>	3,515	702	4,217
Two or more races	71	4	75
<u>Race and ethnicity unknown</u>	69	39	108
Total men	4,118	912	5,030
Women			
<u>Nonresident alien</u>	155	90	245
<u>Hispanic/Latino</u>	160	16	176
<u>American Indian or Alaska Native</u>	11	4	15
<u>Asian</u>	47	20	67
<u>Black or African American</u>	138	44	182
<u>Native Hawaiian or Other Pacific Islander</u>	6	0	6
<u>White</u>	5,154	1,033	6,187
Two or more races	99	5	104
<u>Race and ethnicity unknown</u>	80	67	147
Total women	5,850	1,279	7,129
Grand Total (men+women)	9,968	2,191	12,159

Institution: University of Northern Iowa (154095)

User ID: P1540951

Part B - Fall Enrollment by Age and Gender for Full-time Undergraduate StudentsEnrollment as of the institution's official fall reporting date or as of October 15, 2013

Age	Full-time Undergraduate Students	
	Men	Women
Under 18	2	3
18-19	910	1,681
20-21	1,544	2,311
22-24	1,112	1,195
25-29	228	109
30-34	72	50
35-39	26	27
40-49	27	17
50-64	5	11
65 and over	0	0
Age unknown/unreported	0	0
Total full-time undergraduate students (from part A)	3,926	5,404

Institution: University of Northern Iowa (154095)

User ID: P1540951

Part B - Fall Enrollment by Age and Gender for Part-time Undergraduate StudentsEnrollment as of the institution's official fall reporting date or as of October 15, 2013

Age	<u>Part-time Undergraduate Students</u>	
	Men	Women
Under 18	24	35
18-19	40	43
20-21	77	74
22-24	199	172
25-29	99	61
30-34	45	40
35-39	28	19
40-49	19	33
50-64	14	27
65 and over	0	1
Age unknown/unreported	0	0
Total part-time undergraduate students (from part A)	545	505

Institution: University of Northern Iowa (154095)

User ID: P1540951

Part B - Fall Enrollment by Age and Gender for Full-time Graduate StudentsEnrollment as of the institution's official fall reporting date or as of October 15, 2013

Age	<u>Full-time Graduate Students</u>	
	Men	Women
Under 18	<input type="text" value="0"/>	<input type="text" value="0"/>
18-19	<input type="text" value="0"/>	<input type="text" value="0"/>
20-21	<input type="text" value="3"/>	<input type="text" value="8"/>
22-24	<input type="text" value="81"/>	<input type="text" value="283"/>
25-29	<input type="text" value="63"/>	<input type="text" value="92"/>
30-34	<input type="text" value="23"/>	<input type="text" value="29"/>
35-39	<input type="text" value="10"/>	<input type="text" value="12"/>
40-49	<input type="text" value="8"/>	<input type="text" value="9"/>
50-64	<input type="text" value="4"/>	<input type="text" value="13"/>
65 and over	<input type="text" value="0"/>	<input type="text" value="0"/>
Age unknown/unreported	0	0
Total full-time graduate students (from part A)	192	446

Institution: University of Northern Iowa (154095)

User ID: P1540951

Part B - Fall Enrollment by Age and Gender for Part-time Graduate StudentsEnrollment as of the institution's official fall reporting date or as of October 15, 2013

Age	<u>Part-time Graduate Students</u>	
	Men	Women
Under 18	<input type="text" value="0"/>	<input type="text" value="0"/>
18-19	<input type="text" value="0"/>	<input type="text" value="0"/>
20-21	<input type="text" value="0"/>	<input type="text" value="0"/>
22-24	<input type="text" value="19"/>	<input type="text" value="66"/>
25-29	<input type="text" value="112"/>	<input type="text" value="208"/>
30-34	<input type="text" value="77"/>	<input type="text" value="141"/>
35-39	<input type="text" value="59"/>	<input type="text" value="105"/>
40-49	<input type="text" value="71"/>	<input type="text" value="155"/>
50-64	<input type="text" value="28"/>	<input type="text" value="97"/>
65 and over	<input type="text" value="1"/>	<input type="text" value="2"/>
Age unknown/unreported	0	0
Total part-time graduate students (from part A)	367	774

Institution: University of Northern Iowa (154095)

User ID: P1540951

Part C - Screening Question

Did any of your first-time degree/certificate-seeking undergraduate students (reported in Part A) enroll within 12 months of graduating high school or receiving their GED?


- Yes, we have first-time students who enrolled within 12 months of their high school graduation.
- No, we do not have any first-time students who enrolled within 12 months of their high school graduation.

You may use the space below to provide context for the data you've reported above.

Institution: University of Northern Iowa (154095)

User ID: P1540951

Part C - Residence of First-time Undergraduates**NOTE: These data are optional this year.****Enrollment as of the institution's official fall reporting date or as of October 15, 2013**

State of <u>residence</u> when student was first admitted	FIPS Code	 Total <u>first-time</u> degree/certificate-seeking undergraduates (1)	Of students in column 1, those who enrolled within 12 months of high school graduation or receiving their GED (2)
Alabama	01	<input type="text"/>	<input type="text"/>
Alaska	02	<input type="text"/>	<input type="text"/>
Arizona	04	<input type="text"/>	<input type="text"/>
Arkansas	05	<input type="text"/>	<input type="text"/>
California	06	<input type="text" value="5"/>	<input type="text" value="4"/>
Colorado	08	<input type="text" value="1"/>	<input type="text" value="1"/>
Connecticut	09	<input type="text"/>	<input type="text"/>
Delaware	10	<input type="text"/>	<input type="text"/>
District of Columbia	11	<input type="text"/>	<input type="text"/>
Florida	12	<input type="text" value="2"/>	<input type="text" value="2"/>
Georgia	13	<input type="text" value="1"/>	<input type="text" value="1"/>
Hawaii	15	<input type="text"/>	<input type="text"/>
Idaho	16	<input type="text"/>	<input type="text"/>
Illinois	17	<input type="text" value="54"/>	<input type="text" value="52"/>
Indiana	18	<input type="text" value="5"/>	<input type="text" value="5"/>
Iowa	19	<input type="text" value="1,559"/>	<input type="text" value="1,481"/>
Kansas	20	<input type="text" value="3"/>	<input type="text" value="3"/>
Kentucky	21	<input type="text"/>	<input type="text"/>
Louisiana	22	<input type="text"/>	<input type="text"/>
Maine	23	<input type="text"/>	<input type="text"/>

Institution: University of Northern Iowa (154095)

User ID: P1540951

Part C - Residence of First-time Undergraduates**NOTE: These data are optional this year.****Enrollment as of the institution's official fall reporting date or as of October 15, 2013**

State of <u>residence</u> when student was first admitted	FIPS Code	Total <u>first-time</u> degree/certificate-seeking undergraduates (1)	Of students in column 1, those who enrolled within 12 months of high school graduation or receiving their GED (2)
Maryland	24	<input type="text" value="1"/>	<input type="text" value="1"/>
Massachusetts	25	<input type="text" value="2"/>	<input type="text" value="0"/>
Michigan	26	<input type="text"/>	<input type="text"/>
Minnesota	27	<input type="text" value="37"/>	<input type="text" value="35"/>
Mississippi	28	<input type="text"/>	<input type="text"/>
Missouri	29	<input type="text" value="4"/>	<input type="text" value="4"/>
Montana	30	<input type="text"/>	<input type="text"/>
Nebraska	31	<input type="text" value="3"/>	<input type="text" value="3"/>
Nevada	32	<input type="text"/>	<input type="text"/>
New Hampshire	33	<input type="text"/>	<input type="text"/>
New Jersey	34	<input type="text"/>	<input type="text"/>
New Mexico	35	<input type="text"/>	<input type="text"/>
New York	36	<input type="text" value="1"/>	<input type="text" value="1"/>
North Carolina	37	<input type="text"/>	<input type="text"/>
North Dakota	38	<input type="text" value="1"/>	<input type="text" value="1"/>
Ohio	39	<input type="text" value="1"/>	<input type="text" value="0"/>
Oklahoma	40	<input type="text"/>	<input type="text"/>
Oregon	41	<input type="text" value="1"/>	<input type="text" value="1"/>
Pennsylvania	42	<input type="text"/>	<input type="text"/>
Rhode Island	44	<input type="text"/>	<input type="text"/>

Institution: University of Northern Iowa (154095)

User ID: P1540951

Part C - Residence of First-time Undergraduates**NOTE: These data are optional this year.****Enrollment as of the institution's official fall reporting date or as of October 15, 2013**

State of <u>residence</u> when student was first admitted	FIPS Code	Total <u>first-time</u> degree/certificate-seeking undergraduates (1)	Of students in column 1, those who enrolled within 12 months of high school graduation or receiving their GED (2)
South Carolina	45	<input type="text"/>	<input type="text"/>
South Dakota	46	<input type="text" value="1"/>	<input type="text" value="1"/>
Tennessee	47	<input type="text"/>	<input type="text"/>
Texas	48	<input type="text" value="5"/>	<input type="text" value="4"/>
Utah	49	<input type="text"/>	<input type="text"/>
Vermont	50	<input type="text"/>	<input type="text"/>
Virginia	51	<input type="text"/>	<input type="text"/>
Washington	53	<input type="text" value="1"/>	<input type="text" value="1"/>
West Virginia	54	<input type="text"/>	<input type="text"/>
Wisconsin	55	<input type="text" value="15"/>	<input type="text" value="15"/>
Wyoming	56	<input type="text"/>	<input type="text"/>
<u>State Unknown</u>	57	<input type="text"/>	<input type="text"/>
American Samoa	60	<input type="text"/>	<input type="text"/>
Federated States of Micronesia	64	<input type="text"/>	<input type="text"/>
Guam	66	<input type="text"/>	<input type="text"/>
Marshall Islands	68	<input type="text"/>	<input type="text"/>
Northern Marianas	69	<input type="text"/>	<input type="text"/>
Palau	70	<input type="text"/>	<input type="text"/>
Puerto Rico	72	<input type="text"/>	<input type="text"/>
Virgin Islands	78	<input type="text"/>	<input type="text"/>
Foreign Countries	90	<input type="text" value="19"/>	<input type="text" value="8"/>
Residence unknown/unreported	98	0	
Total first-time degree/certificate-seeking undergraduates (from Part A)		1,722	1,624

You may use the space below to provide context for the data you've reported above.

--	--

Institution: University of Northern Iowa (154095)

User ID: P1540951

Part D - Total Undergraduate Entering Class

Total Undergraduate Entering Class, Fall 2013		
D1	Total full-time, first-time degree/certificate-seeking <u>undergraduates</u> from Part A (GR <u>cohort</u>)	1,689
D2	Total <u>first-time</u> degree/certificate-seeking undergraduates (full-time + part-time) from Part A	1,722
D3	Total <u>transfer-in</u> degree/certificate-seeking undergraduates (full-time + part-time) from Part A	912
D4	Total <u>non-degree/certificate-seeking</u> undergraduates (full-time + part-time) from Part A	210
D5	Of the total non-degree/certificate-seeking undergraduates displayed on line D4, the number that are new to the institution in Fall 2013	147
D6	Total <u>entering students</u> at the undergraduate level Note: This is calculated as first-time students (line D2) + students transferring to the institution (line D3) + non-degree/certificate-seeking undergraduates entering in Fall 2013 (line D5).	2,781
D7	Percentage of undergraduate entering class represented by your GR <u>cohort</u> (line D1/line D6)	61

Institution: University of Northern Iowa (154095)

User ID: P1540951

Part E - First-time Bachelor's Cohort Retention Rates (Full-time)**Retention Rates****Full-time, First-time Bachelor's Cohort from Fall 2012**

Academic reporters determine the cohort and retention as of the institution's official fall reporting date or as of October 15. Program reporters determine the cohort with enrollment any time between August 1 and October 31, 2012 and retention based on August 1, 2013.


The retention rate is calculated by the system after clicking "Save" on the screen. Exclusions are subtracted from the original cohort and the resulting adjusted cohort is used for calculating the retention rate.

Retention Data Reporting Reminders:

- Include only **full-time, first-time bachelor's** students in this cohort.
- Determine the full-time cohort using Fall 2012 status (e.g. if a student was full-time in Fall 2012, report them in the full-time cohort regardless of their Fall 2013 status).
- If there are no students to report in the cohort, enter zero. Do not leave the field blank.
- Report in the exclusions box (line E2) the number of students from the cohort who left the institution for any of the following reasons: died or were totally and permanently disabled; to serve in the armed forces (including those called to active duty); to serve with a foreign aid service of the Federal Government (e.g. Peace Corps); or to serve on official church missions.

		Prior year data (Fall 2011 cohort)
--	--	------------------------------------

FULL-TIME, FIRST-TIME BACHELOR'S COHORT RETENTION:

E1	Full-time, first-time Fall 2012 bachelor's cohort	 1,678	1,897	
E2	<u>Exclusions</u> from the Fall 2012 cohort	2	0	
E3	Adjusted Fall 2012 cohort (line E1- line E2)	1,676	1,897	
E4	Students from Fall 2012 cohort still enrolled as of Fall 2013	1,391	1,543	
E5	Full-time, first-time Fall 2012 bachelor's cohort retention rate (line E4 / line E3)	83 %	81	%

 You may use the space below to provide context for the data you've reported above.

These context notes will be posted on the College Navigator website, and should be written to be understood by students and parents.

Institution: University of Northern Iowa (154095)

User ID: P1540951

Part E - First-time Bachelor's Cohort Retention Rates (Part-time)**Retention Rates****Part-time, First-time Bachelor's Cohort from Fall 2012**

Academic reporters determine the cohort and retention as of the institution's official fall reporting date or as of October 15. Program reporters determine the cohort with enrollment any time between August 1 and October 31, 2012 and retention based on August 1, 2013.


The retention rate is calculated by the system after clicking "Save" on the screen. Exclusions are subtracted from the original cohort and the resulting adjusted cohort is used for calculating the retention rate.

Retention Data Reporting Reminders:

- Include only **part-time, first-time bachelor's-seeking** students in this cohort.
- Determine part-time using Fall 2012 attendance status (e.g. if a student was part-time in Fall 2012, report them in the part-time cohort regardless of their Fall 2013 status).
- If there are no students to report in the cohort, enter zero. Do not leave the field blank.
- Report in the exclusions box (line E7) the number of students from the cohort who left the institution for any of the following reasons: died or were totally and permanently disabled; to serve in the armed forces (including those called to active duty); to serve with a foreign aid service of the Federal Government (e.g. Peace Corps); or to serve on official church missions.

		Prior year data (Fall 2011 cohort)
--	--	------------------------------------

PART-TIME, FIRST-TIME BACHELOR'S COHORT RETENTION:

E6	Part-time, first-time Fall 2012 bachelor's cohort	 <input type="text" value="26"/>	39	
E7	<u>Exclusions</u> from the Fall 2012 cohort	<input type="text" value="0"/>	0	
E8	Adjusted Fall 2012 cohort (line E6 - line E7)	26	39	
E9	Students from Fall 2012 cohort still enrolled as of Fall 2013	<input type="text" value="13"/>	19	
E10	Part-time, first-time Fall 2012 bachelor's cohort retention rate (line E9 / line E8)	50 %	49	%

 You may use the space below to provide context for the data you've reported above.

These context notes will be posted on the College Navigator website, and should be written to be understood by students and parents.

Institution: University of Northern Iowa (154095)

User ID: P1540951


Part F - Student-to-Faculty Ratio

Please provide your institution's student-to-faculty ratio (i.e., student-to-instructional staff) for undergraduate programs for Fall 2013. The student-to-faculty ratio and any accompanying context that is provided will be displayed on College Navigator.

Note: Logic in this item is similar to item I-2 from the Common Data Set data collection.

Click [here](#) to use a worksheet to help you determine the student-to-faculty ratio

Student-to-faculty ratio	16	to 1
Student-to-faculty ratio prior year	16	to 1

 You may use the space below to provide context for the data you've reported above. These context notes will be posted on the College Navigator website, and should be written to be understood by students and parents.

Institution: University of Northern Iowa (154095)

User ID: P1540951

Summary

Fall Enrollment Survey Summary Four-Year Institutions with Graduate Students

IPEDS collects important information regarding your institution. All data reported in IPEDS survey components become available in the IPEDS Data Center and appear as aggregated data in various Department of Education reports. Additionally, some of the reported data appears specifically for your institution through the College Navigator website and is included in your institution's Data Feedback Report (DFR). The purpose of this summary is to provide you an opportunity to view some of the data that, when accepted through the IPEDS quality control process, will appear on the College Navigator website and/or your DFR. College Navigator is updated approximately three months after the data collection period closes and Data Feedback Reports will be available through the [Data Center](#) and sent to your institution's CEO in November 2014.

Please review your data for accuracy. If you have questions about the data displayed below after reviewing the data reported on the survey screens, please contact the IPEDS Help Desk at: 1-877-225-2568 or ipedshelp@rti.org.

Student Enrollment	
Total enrollment	12,159
Undergraduate enrollment	10,380
Undergraduate transfer-in enrollment	912
Graduate enrollment	1,779
Student-to-faculty ratio	16 to 1

Student Characteristics (All Students)	
Percent of all students who are female	59%
Percent of all students by race/ethnicity:	
American Indian or Alaska Native	0%
Asian	1%
Black or African American	3%
Hispanic/Latino	3%
Native Hawaiian or Pacific Islander	0%
White	86%
Two or More Races	1%
Race and ethnicity unknown	2%
Nonresident alien	4%

Undergraduate Student Characteristics	
Percent of undergraduates who are female	57%
Percent of undergraduates who are full-time	90%

Percent of undergraduates by race/ethnicity:	
American Indian or Alaska Native	0%
Asian	1%
Black or African American	3%
Hispanic/Latino	3%
Native Hawaiian or Pacific Islander	0%
White	86%
Two or More Races	2%
Race and ethnicity unknown	2%
Nonresident alien	4%

Percent of undergraduate students by age:	
24 and under	91%
25 and over	9%
Age unknown	0%

Undergraduate Retention and Graduation Rate Cohort	
First-time, full-time bachelor's seeking student retention rate	83%
First-time, part-time bachelor's seeking student retention rate	50%
Graduation rate cohort as percent of total entering students	61%

Graduate Student Characteristics	
Percent of graduate students who are female	69%
Percent of graduate students who are full-time	36%

Institution: University of Northern Iowa (154095)

User ID: P1540951

Edit Report

Fall Enrollment**University of Northern Iowa (154095)**

Source	Description	Severity	Resolved	Options
--------	-------------	----------	----------	---------

Screen: Part A - Fall Enrollment for Graduate Students

Screen Entry	The number entered is outside the expected range when compared with the prior year value. Please correct your data or explain. (Error #6304)	Explanation	Yes	
Reason:	The number is correct. More students attending as part-time than in previous year due to financial reasons.			

Screen: Part A - Fall Enrollment by Distance Education Status

Screen Entry	All undergraduate degree/certificate seeking students exclusively enrolled in distance education courses are not expected to be reported under the same location category. Please correct your data or explain. (Error #6169)	Explanation	Yes	
Reason:	Location is not reported.			

Related Screens:	Distance Education Status 1, Distance Education Status 2			
------------------	--	--	--	--

Screen Entry	All undergraduate non-degree/certificate seeking students exclusively enrolled in distance education courses are not expected to be reported under the same location category. Please correct your data or explain. (Error #6171)	Explanation	Yes	
Reason:	Location is not reported.			

Related Screens:	Distance Education Status 1, Distance Education Status 2			
------------------	--	--	--	--

Screen Entry	All graduate students exclusively enrolled in distance education courses are not expected to be reported under the same location category. Please correct your data or explain. (Error #6172)	Explanation	Yes	
Reason:	Location is not reported.			

Related Screens:	Distance Education Status 1, Distance Education Status 2			
------------------	--	--	--	--

Screen: Part E - First-time Bachelor's Cohort Retention Rates (Full-time)

Screen Entry	The full-time, first-time bachelor's cohort reported in Part E (1,678) is outside the expected range when compared with the prior year value (Fall 2011 cohort). Please correct your data or explain. (Error #6164)	Explanation	Yes	
Reason:	The number is correct. Fewer first-time, full-time students in 2012 cohort.			

Screen: Part E - First-time Bachelor's Cohort Retention Rates (Part-time)

Screen Entry	The part-time, first-time bachelor's cohort reported in Part E (26) is outside the expected range when compared with the prior year value (Fall 2011 cohort). Please correct your data or explain. (Error #6805)	Explanation	Yes	
Reason:	Fewer first-time, part-time students in 2012 cohort.			