

UNI Campus Climate Survey

Faculty/Staff and Student
Campus Climate, Safety and Sexual Assault Assessment
2015-2016

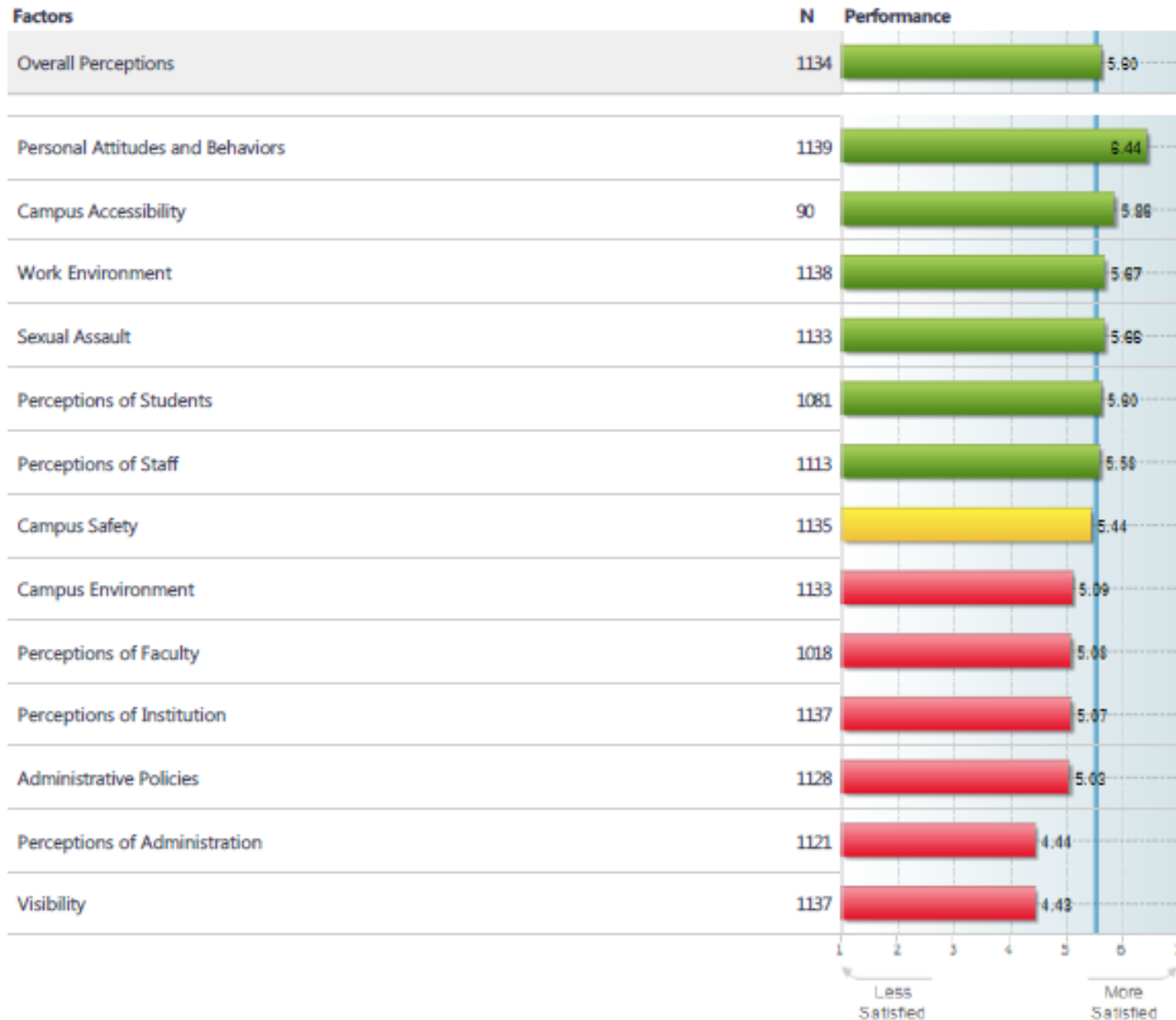
UNI Climate Assessments

- Survey Administration
 - Faculty/Staff
 - February 29, 2016 to March 18, 2016
 - N=1,149 (50.5% response rate)
 - Students
 - February 29, 2016 to March 18, 2016
 - N=944 (8.8% response rate)

UNI Climate Assessments

- Survey Publicity
 - All
 - Email invitation
 - InsideUNI
 - Students Only
 - On campus TV monitors
 - Outreach to student organizations
 - Additional emails sent
 - Social media presence

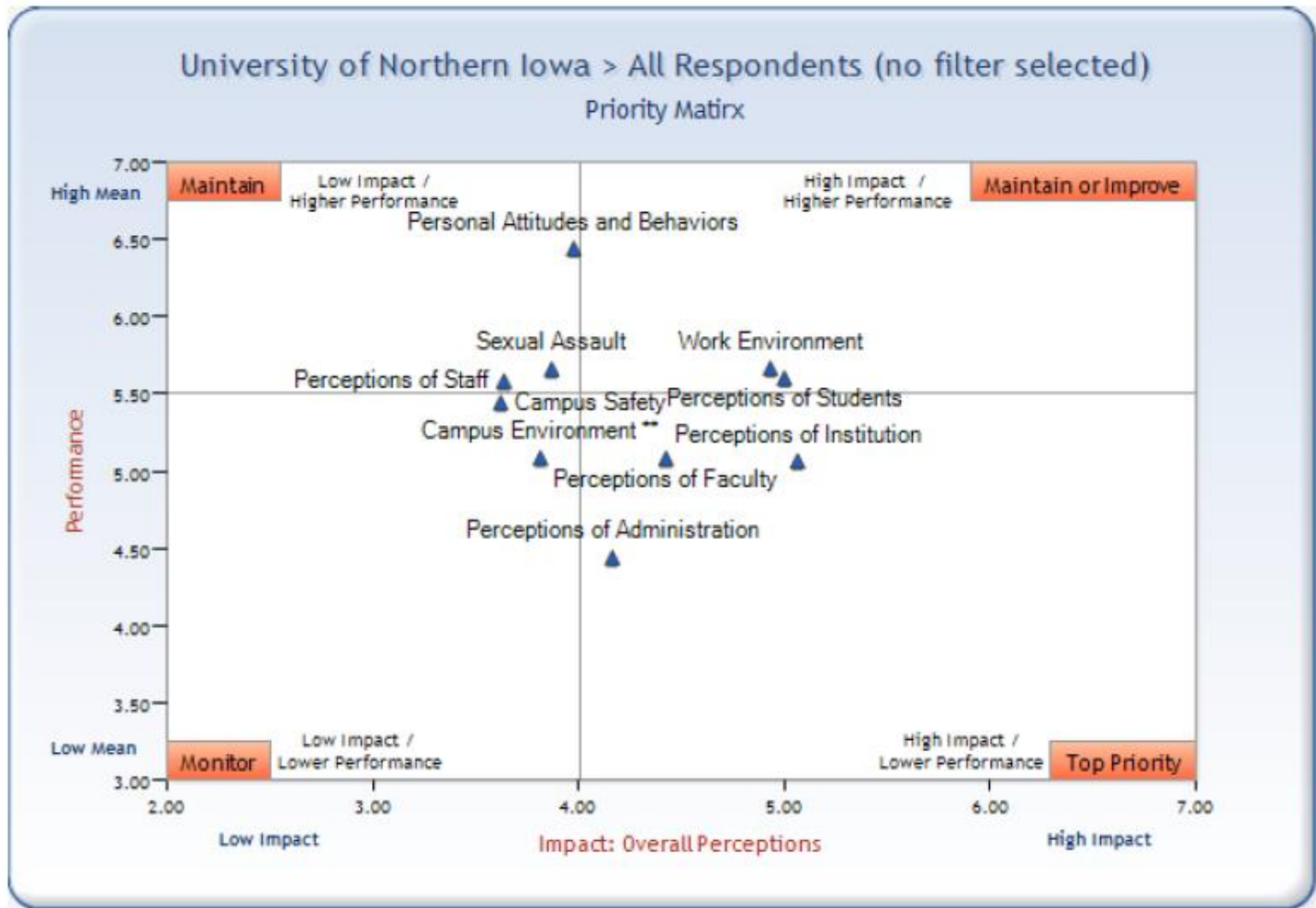
Most/Least Satisfied Factors: Faculty/Staff



Recommendations for Improvement: Faculty and Staff

Overall Program Effectiveness Factors	Impact on Overall Program Effectiveness	Contribution to the Total Impact	Factor Performance	Recommendation Category
Perceptions of Institution	1st Predictor	14.4%	Below Goal (5.07)	Top Priority
Perceptions of Students	2nd Predictor	13.5%	Above Goal (5.60)	Maintain or Improve
Work Environment	3rd Predictor	12.6%	Above Goal (5.67)	Maintain or Improve
Perceptions of Faculty	4th Predictor	7.6%	Below Goal (5.08)	Top Priority
Perceptions of Administration	5th Predictor	5.9%	Below Goal (4.44)	Top Priority

Faculty/Staff Priority Matrix



Top Priority Factors for Faculty/Staff

- Perceptions of Institution
 - To what extent do you agree with the following statements:
 - This institution is welcoming
 - This institution is respectful
 - This institution encourages free and open discussion on difficult topics
 - This institution makes me feel included as a member of the community
 - This institution encourages faculty and staff to openly share their ideas
 - This institution has a strong commitment to diversity

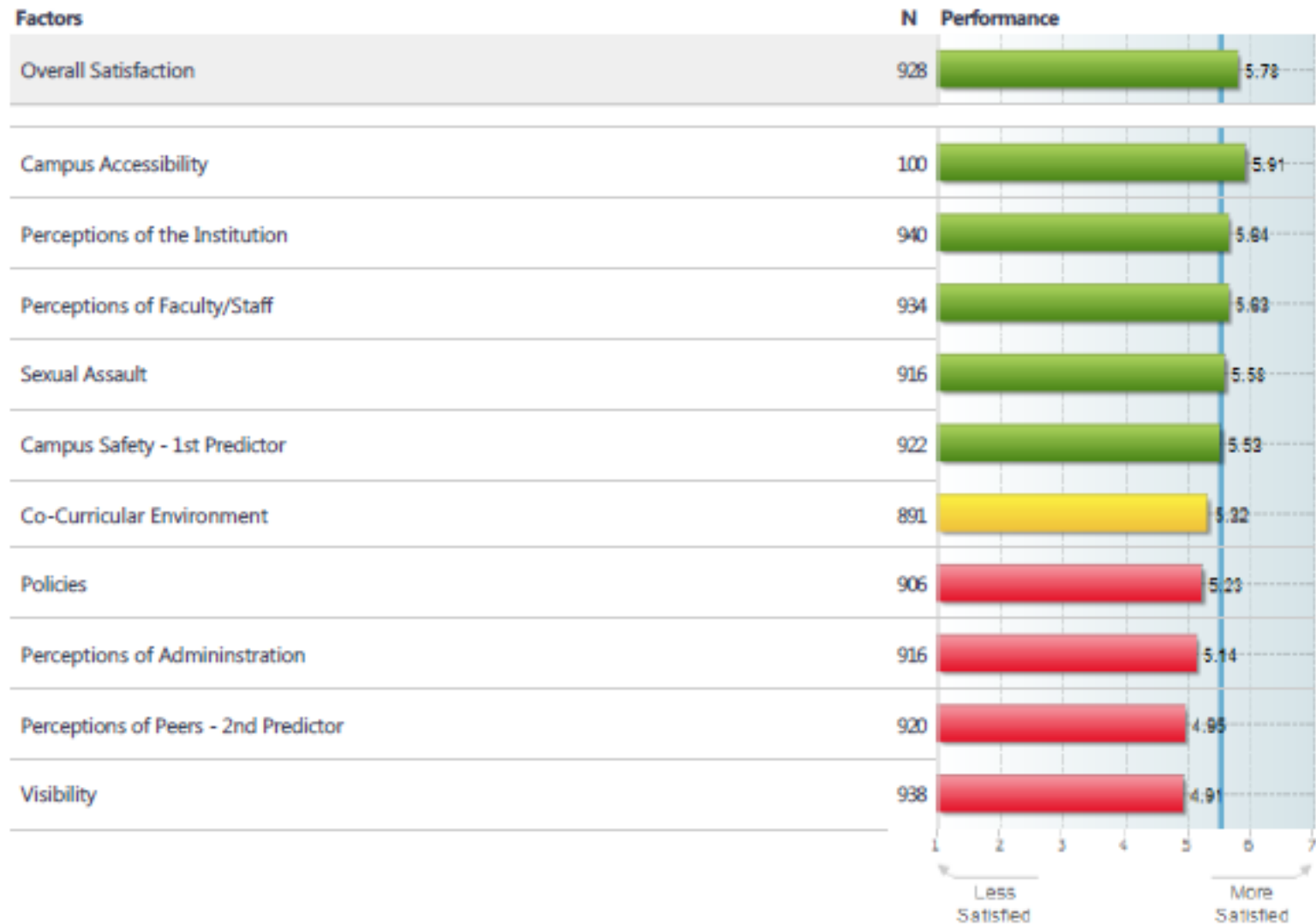
Top Priority Factors for Faculty/Staff

- Perceptions of Faculty
 - To what extent do you agree with the following statements:
 - Faculty treat me with respect
 - Faculty display an appreciation for those from diverse backgrounds
 - Faculty value the work I do
 - Faculty value my feedback

Top Priority Factors for Faculty/Staff

- Perceptions of Administration
 - To what extent do you agree with the following statements:
 - Administrators are genuinely concerned about my welfare
 - Administrators respect with faculty and staff think
 - Administrators value the work I do

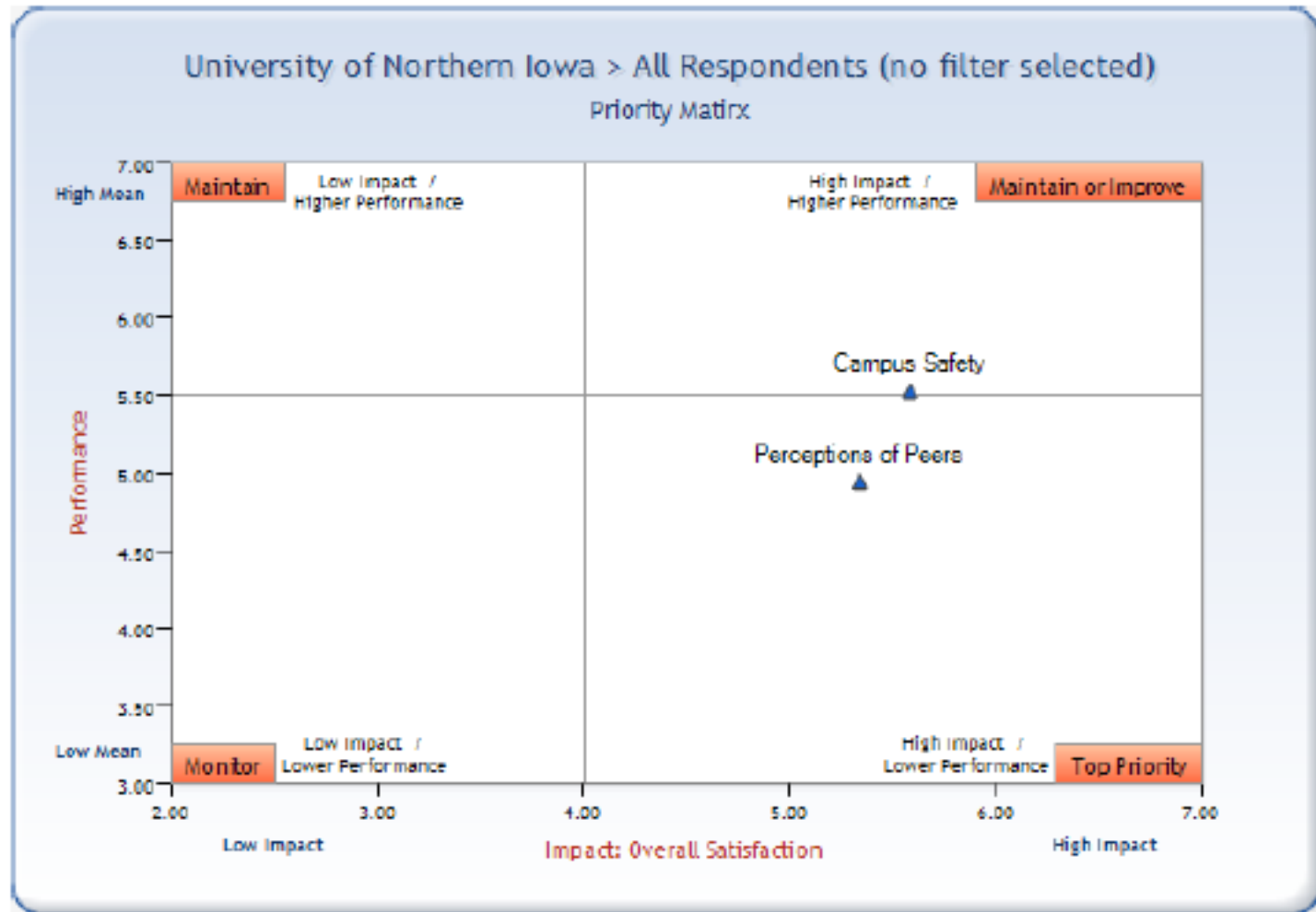
Most/Least Satisfied Factors: Students



Recommendations for Improvement: Students

Overall Program Effectiveness Factors	Impact on Overall Program Effectiveness	Contribution to the Total Impact	Factor Performance	Recommendation Category
Campus Safety	1st Predictor	24.3%	Above Goal (5.53)	Maintain or Improve
Perceptions of Peers	2nd Predictor	19.0%	Below Goal (4.95)	Top Priority

Student Priority Matrix



Top Priority Factor for Students

- Perceptions of Peers
 - To what extent do you agree with the following statements:
 - Students at this institution encourage free and open discussion on difficult topics
 - Students at this institution are willing to talk about group differences
 - Students at this institution are open-minded when it comes to sharing different ideas and beliefs