

University of Northern Iowa Graduating Senior Survey

2018-2019 Academic Year

Bailey Holm
Graduate Research Assistant
Office of Institutional Research & Effectiveness



Photos from Spring 2019 Commencement provided by UNI Facebook Page

Table of Contents

Methodology & Survey Highlights.....	1
Percentage of Respondents by College.....	2
Demographic Information.....	3-6
Post-Graduation Plans.....	7-11
Educational Experiences & Skills.....	12-19
Academic & Social Environment.....	20-28
Comparison Across Years.....	29-38
Survey Form.....	39-45

Methodology

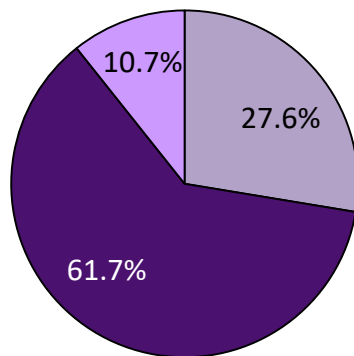
The Graduating Senior Survey (GSS), an online survey powered by Qualtrics, was emailed to a total of 5,233 students who were expected to graduate. 1,999 undergraduate students were sent the survey via e-mail in Fall 2018, and 3,234 were sent the survey in Spring 2019. A total of 1,641 students completed the online survey (**Overall response rate: 31.4%**).

Out of the 1,641 respondents, 97 responses were removed because of duplication; some respondents took the survey in both fall and spring. This report uses the student's first survey response. 1,269 respondents from this survey graduated within the 2018-2019 academic year. *Data from the 275 respondents who did not graduate within the 2018-2019 academic year are not included in this report.*

Graduation Term of Respondents

Total sample size = 1,269

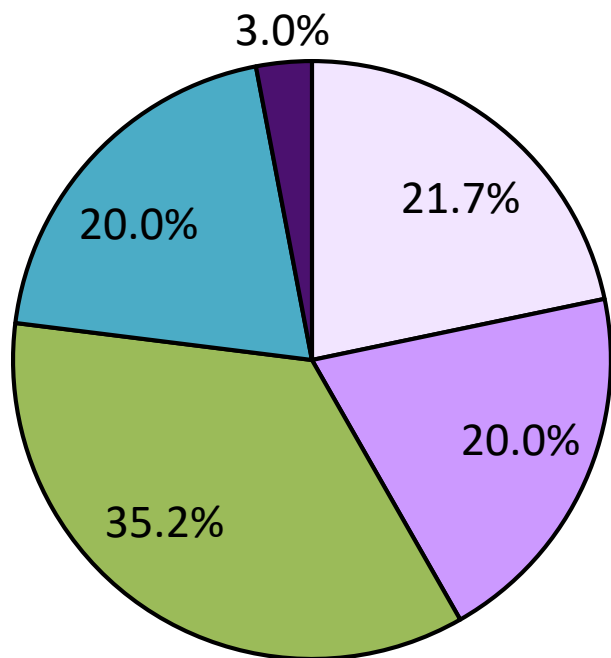
- Fall 2018
n=350
- Spring 2019
n=783
- Summer 2019
n=136



Survey Highlights

- 94.6% of students responded that after graduation they would most likely be employed full-time or part-time, or continuing their education.
- On average, students rated the educational experiences and skills they received at UNI as good or excellent. Students felt that UNI most prepared them to conduct themselves in a professional manner, learn new things, and work independently.
- 89.8% of students indicated they would recommend UNI to a prospective student; 88.5% indicated they would recommend their major to a prospective student.
- 91.5% of students reported that at least one faculty member showed an active interest in their educational and career goals.

Percentage of Respondents by College



N=1,269

□ College of Business Administration (CBA); n=276

■ College of Education (COE); n=254

■ College of Humanities Arts and Sciences (CHAS); n=447

■ College of Social and Behavioral Sciences (CSBS); n=254

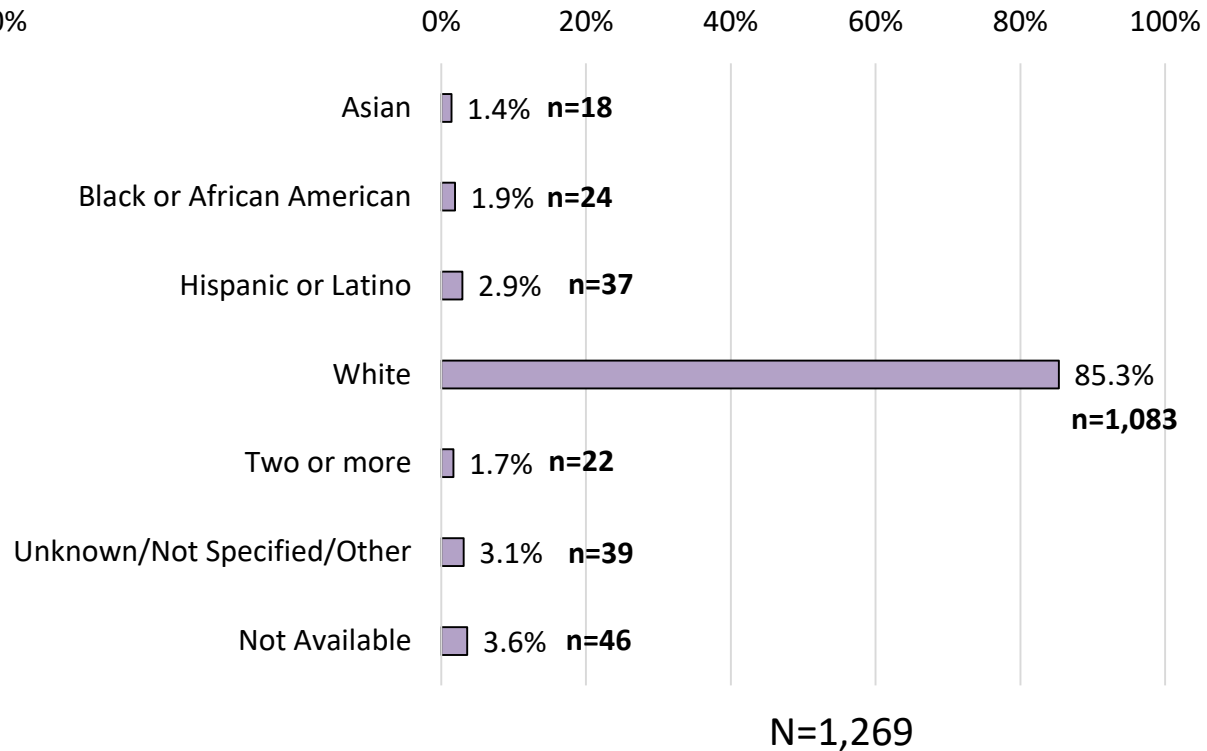
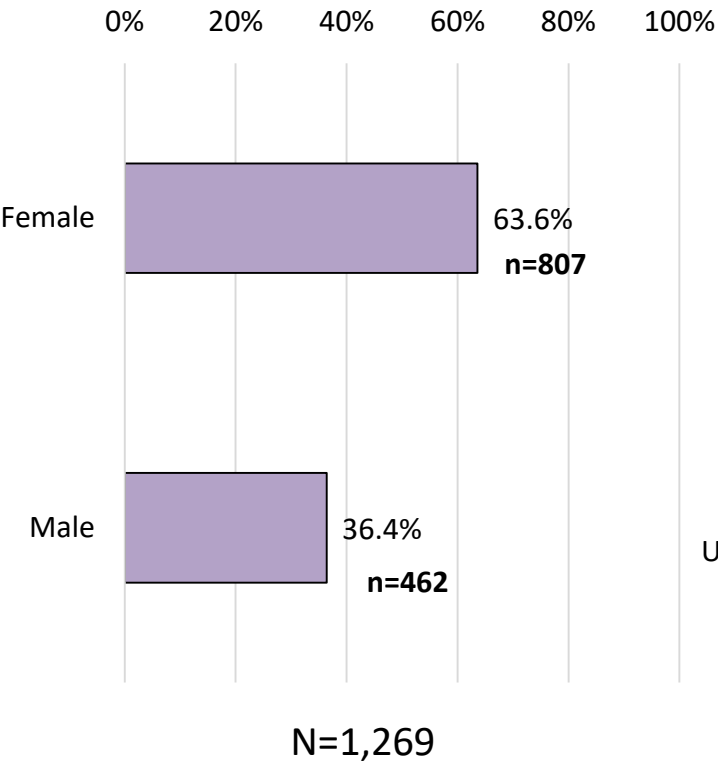
■ UNI Interdisciplinary (INTDS); n=38

RESPONDENT DEMOGRAPHIC INFORMATION

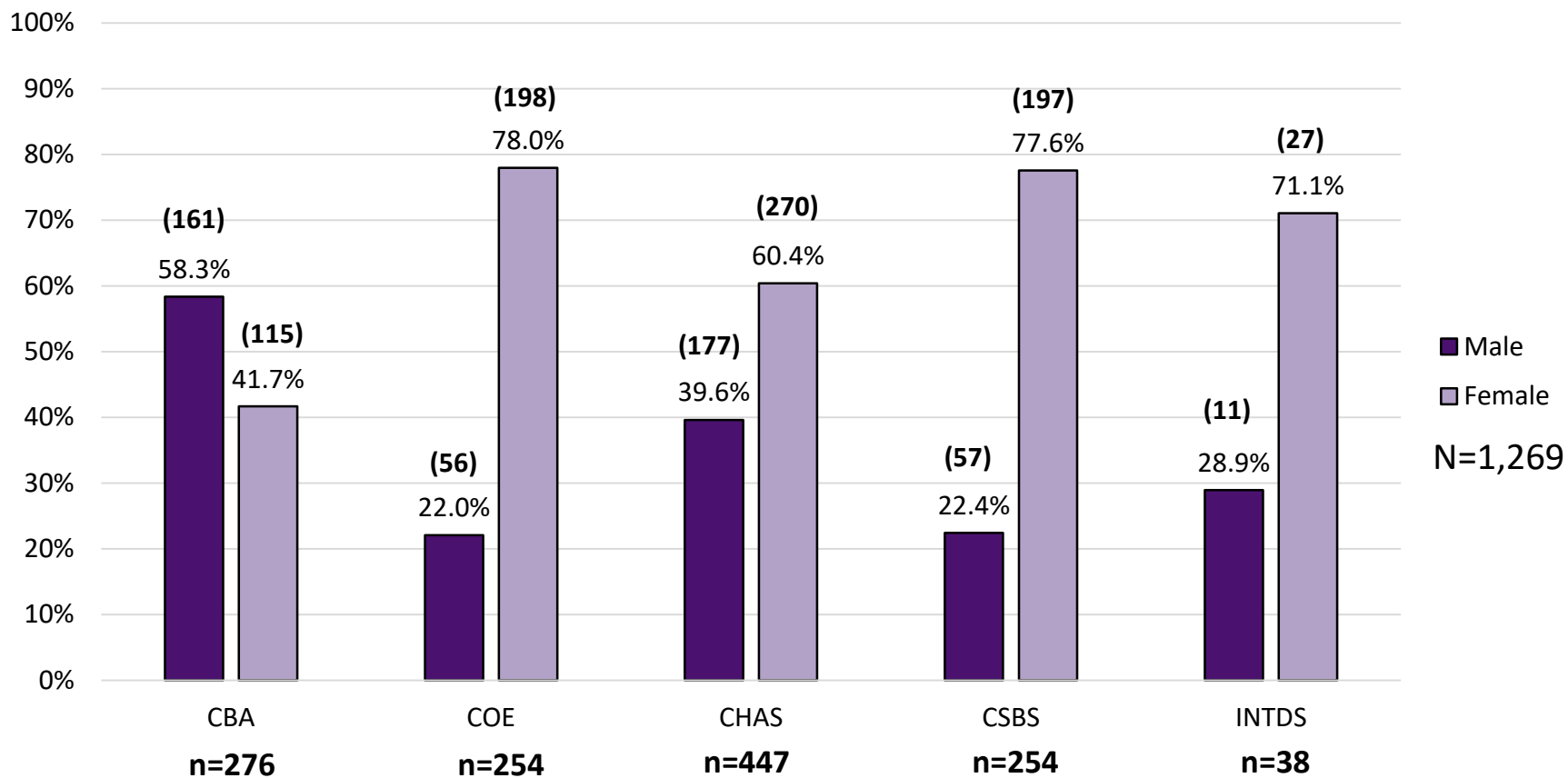


Photo provided by UNI Facebook Page

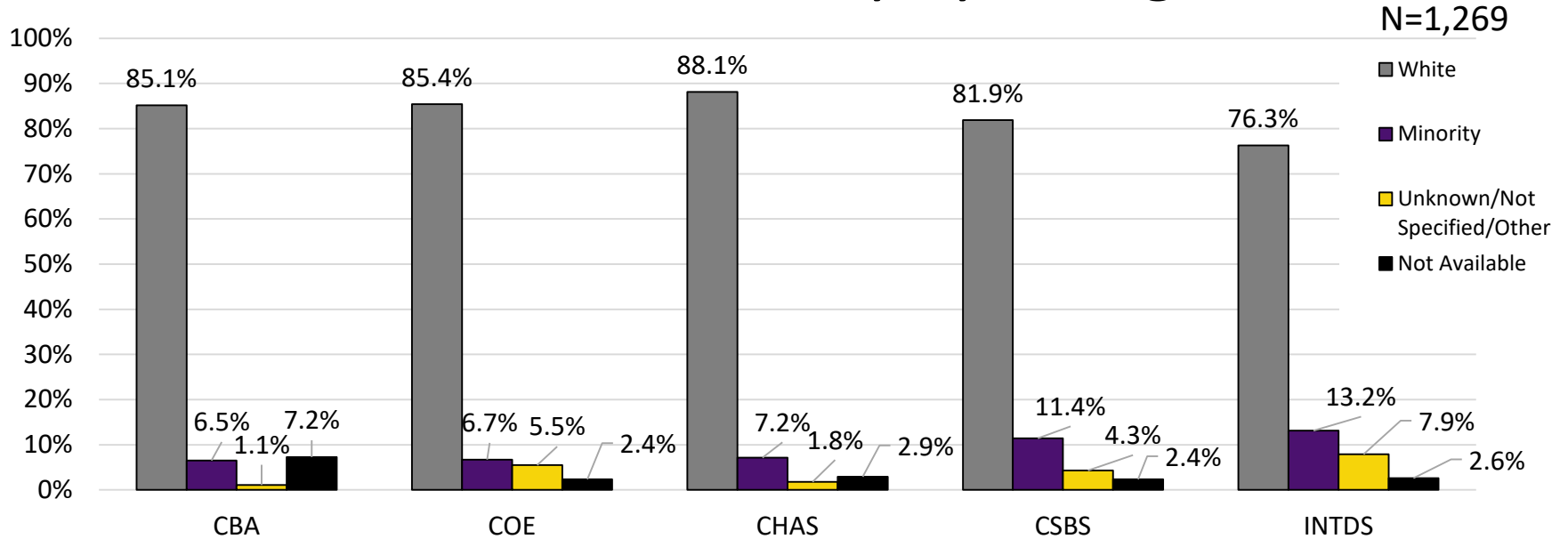
Gender and Race/Ethnicity of Respondents



Gender by College



Overall Race/Ethnicity by College



College (N)	White % (n)	Minority % (n)	Unknown/Not Specified % (n)	Not Available % (n)
CBA (276)	85.1% (235)	6.5% (18)	1.1% (3)	7.2% (20)
COE (254)	85.4% (217)	6.7% (17)	5.5% (14)	2.4% (6)
CHAS (447)	88.1% (394)	7.2% (32)	1.8% (8)	2.9% (13)
CSBS (254)	81.9% (208)	11.4% (29)	4.3% (11)	2.4% (6)
INTDS (38)	76.3% (29)	13.2% (5)	7.9% (3)	2.6% (1)

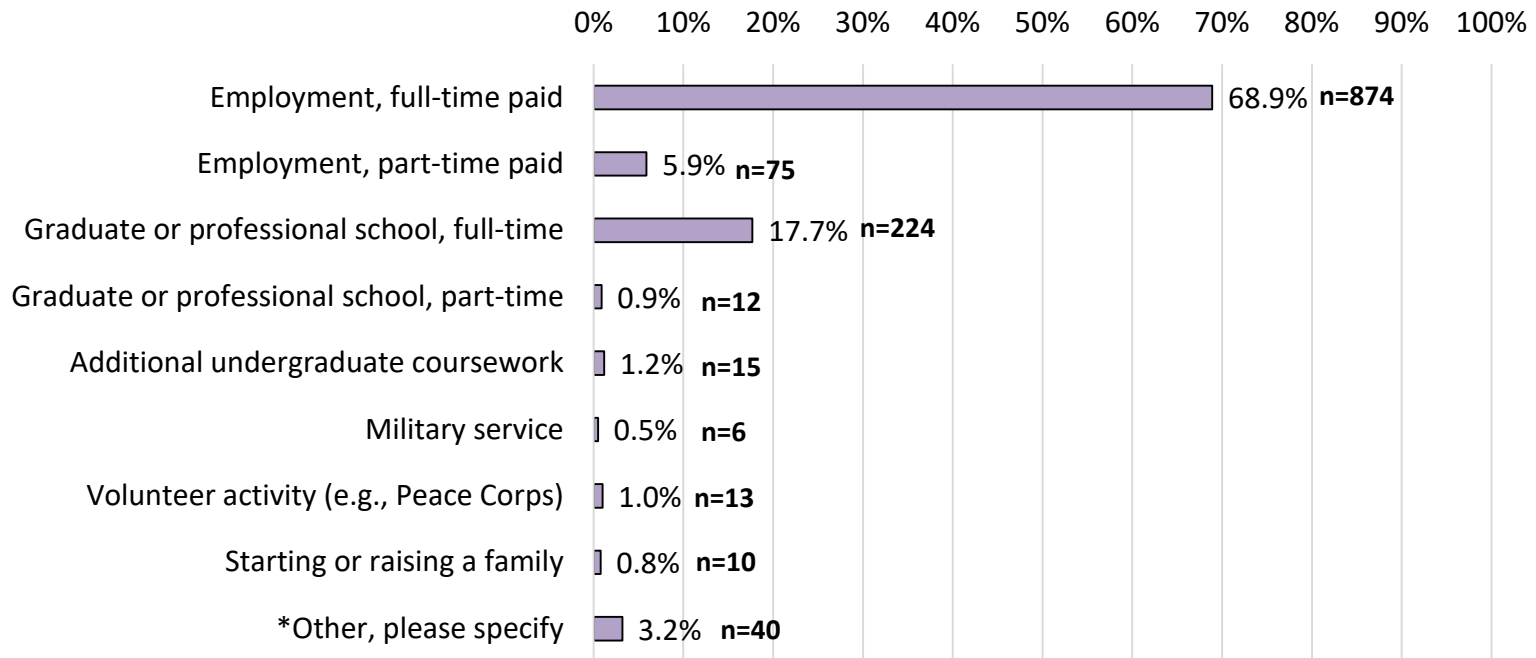
POST-GRADUATION PLANS



Photo provided by UNI Facebook Page

Principal Activity After Graduation

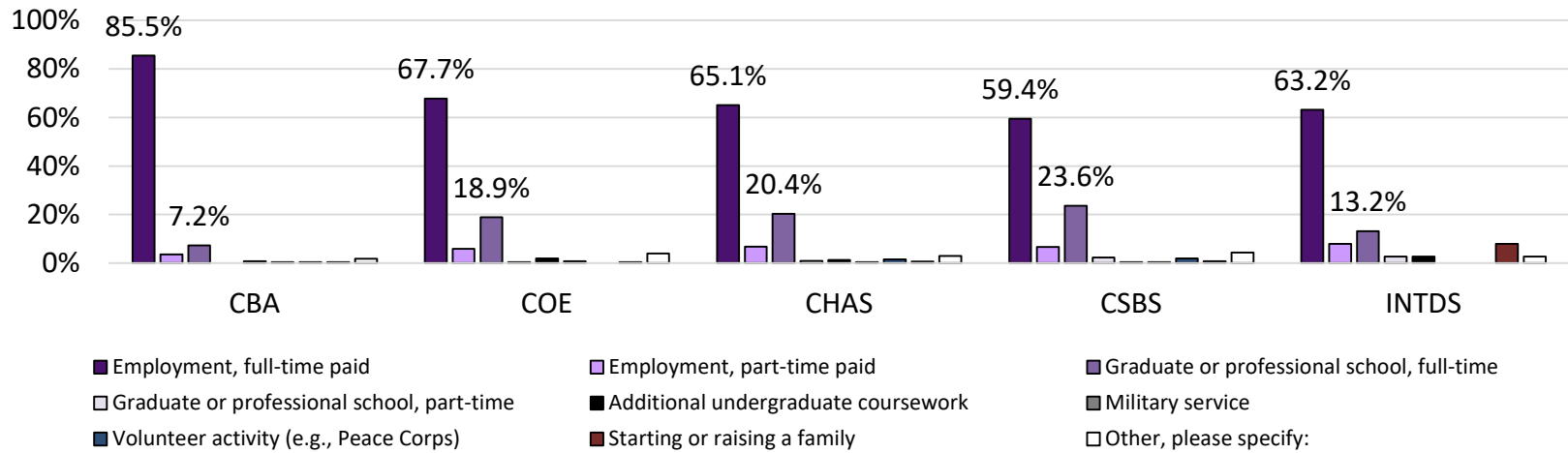
All 1,269 students responded to the following question: "What is MOST LIKELY to be your PRINCIPAL activity upon graduation from UNI?"



*Example answers: internship, gap year, self-employment

Principal Activity by College

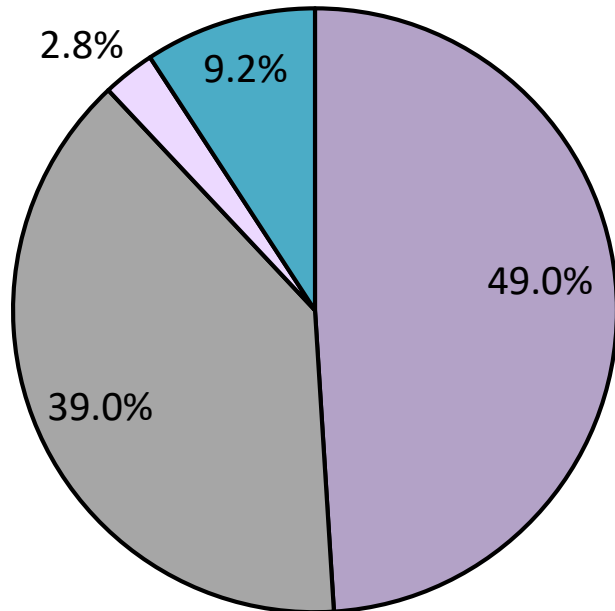
All 1,269 students responded to the following question: "What is MOST LIKELY to be your PRINCIPAL activity upon graduation from UNI?"



College (N)	Employment, FT paid % (n)	Employment, PT paid % (n)	Graduate school FT % (n)	Graduate school PT % (n)	Additional undergrad % (n)	Military service % (n)	Volunteer activity % (n)	Start/raise family % (n)	Other % (n)
CBA (276)	85.5% (236)	3.6% (10)	7.2% (20)	0.0% (0)	0.7% (2)	0.4% (1)	0.4% (1)	0.4% (1)	1.8% (5)
COE (254)	67.7% (172)	5.9% (15)	18.9% (48)	0.4% (1)	2.0% (5)	0.8% (2)	0.0% (0)	0.4% (1)	3.9% (10)
CHAS (447)	65.1% (291)	6.7% (30)	20.4% (91)	0.9% (4)	1.3% (6)	0.4% (2)	1.6% (7)	0.7% (3)	2.9% (13)
CSBS (254)	59.4% (151)	6.7% (17)	23.6% (60)	2.4% (6)	0.4% (1)	0.4% (1)	2.0% (5)	0.8% (2)	4.3% (11)
INTDS (38)	63.2% (24)	7.9% (3)	13.2% (5)	2.6% (1)	2.6% (1)	0.0% (0)	0.0% (0)	7.9% (3)	2.6% (1)

Continuing Education Plans

251 out of 1,269 (19.8%) were asked the following question: "What are your continuing education plans?"

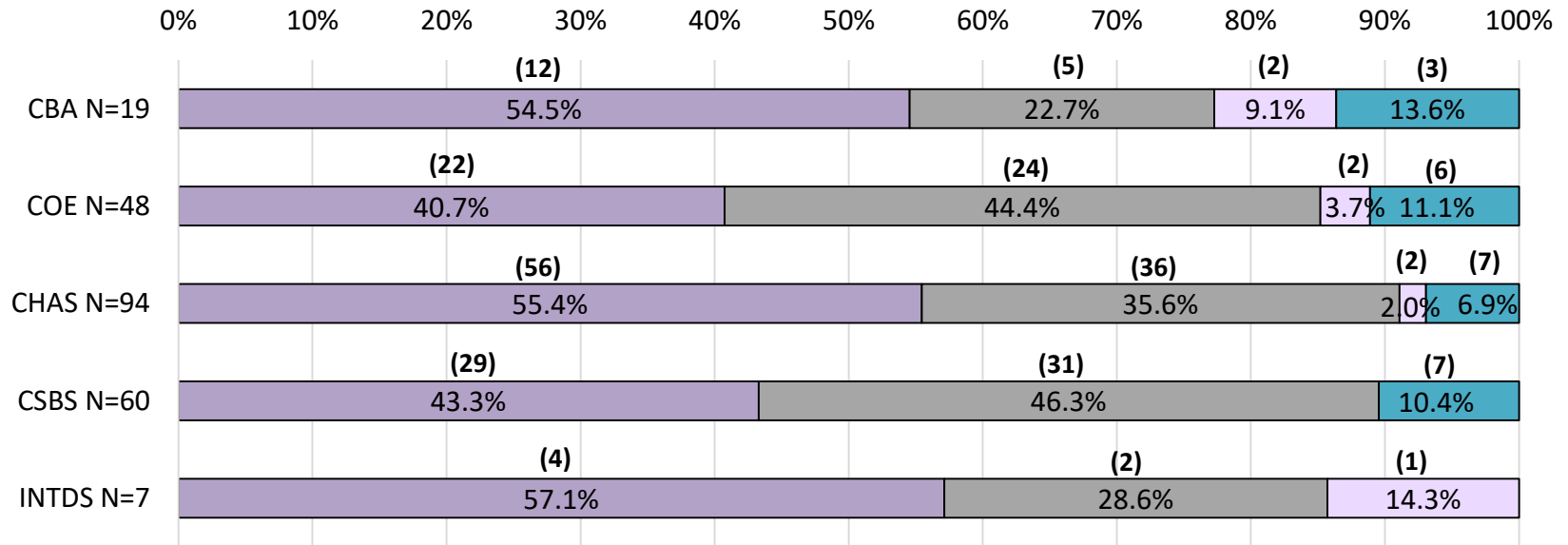


- Accepted to a graduate/professional program
- Currently applying to programs, not yet accepted
- Accepted to another undergraduate program
- No response

- 123 students (49.0%) responded that they were accepted to a graduate or professional program; 53 of these students said they will attend UNI.
- 98 students (39.0%) responded that they were currently applying to programs, but had not yet been accepted.
- 7 students (2.8%) responded that they were accepted to another undergraduate program.

Continuing Education Plans by College

251 out of 1,269 (19.8%) were asked the following question: "What are your continuing education plans?"



- Accepted to a graduate/professional program
- Currently applying to programs, not yet accepted
- Accepted to another undergraduate program

EDUCATIONAL EXPERIENCES & SKILLS



Photo provided by UNI Facebook Page

Table 1: Educational Experiences & Skills Overall

“Think about your future/career goals. Please rate how well UNI has prepared you to...”	N	Poor	Fair	Average	Good	Excellent	Can't Evaluate	Mean Score*
Speak effectively	1242	0.5%	1.8%	11.9%	42.9%	41.5%	1.4%	4.25
Communicate through writing	1244	0.4%	2.4%	12.9%	41.0%	42.5%	0.7%	4.24
Communicate using charts, graphs, posters, etc.	1236	1.5%	5.2%	22.7%	39.2%	28.3%	3.2%	3.91
Use current computer technologies	1240	1.7%	4.2%	15.0%	39.7%	37.2%	2.3%	4.09
Make basic calculations and computations	1243	1.1%	3.7%	16.1%	39.7%	34.4%	5.0%	4.08
Plan projects	1243	0.2%	2.3%	10.5%	38.7%	47.5%	0.8%	4.32
Define and solve problems	1244	0.2%	2.3%	8.6%	40.4%	47.7%	0.8%	4.34
Learn new things	1241	0.2%	1.2%	6.8%	28.3%	62.7%	0.8%	4.53
Think creatively	1242	0.7%	1.7%	10.4%	33.4%	53.0%	0.8%	4.37
Bring information/ideas together from different areas	1242	0.2%	1.9%	9.0%	37.1%	50.7%	1.0%	4.37
Analyze and integrate information from a variety of sources	1243	0.1%	2.4%	10.1%	38.5%	48.1%	0.7%	4.33
Evaluate the credibility of relevant information and ideas	1243	0.2%	2.0%	12.5%	38.1%	46.5%	0.7%	4.30
Conduct yourself in a professional manner	1241	0.5%	1.5%	6.9%	25.5%	64.2%	1.4%	4.54
Uphold ethical standards	1242	0.5%	1.5%	7.3%	31.2%	58.1%	1.3%	4.47
Adapt to change	1242	0.5%	1.3%	9.7%	36.1%	51.4%	1.0%	4.38
Work under pressure	1242	0.4%	2.1%	9.3%	33.6%	53.5%	1.1%	4.39
Make decisions	1243	0.5%	1.2%	8.5%	39.3%	49.7%	0.8%	4.38
Work independently	1243	0.4%	1.4%	6.7%	31.9%	58.6%	0.9%	4.48
Work with people of diverse backgrounds	1240	2.1%	4.5%	13.5%	32.2%	46.3%	1.4%	4.18
Work as a team	1243	0.5%	2.3%	9.4%	35.6%	51.5%	0.7%	4.36
Lead others	1242	0.8%	2.3%	13.5%	35.7%	46.5%	1.2%	4.26
Understand the global interconnectedness of communities	1242	2.6%	6.5%	20.5%	36.1%	32.1%	2.2%	3.91
Identify opportunities for volunteering and community service	1242	2.3%	6.4%	20.8%	32.7%	36.1%	1.8%	3.96
Be an active participant in your community	1243	2.4%	5.5%	19.8%	34.5%	36.4%	1.4%	3.98

*Based on the following scale: Poor=1; Fair=2; Average=3; Good=4; Excellent=5.
“Can’t Evaluate” is not included in the Mean Score.

Chart 1: Educational Experiences & Skills Overall

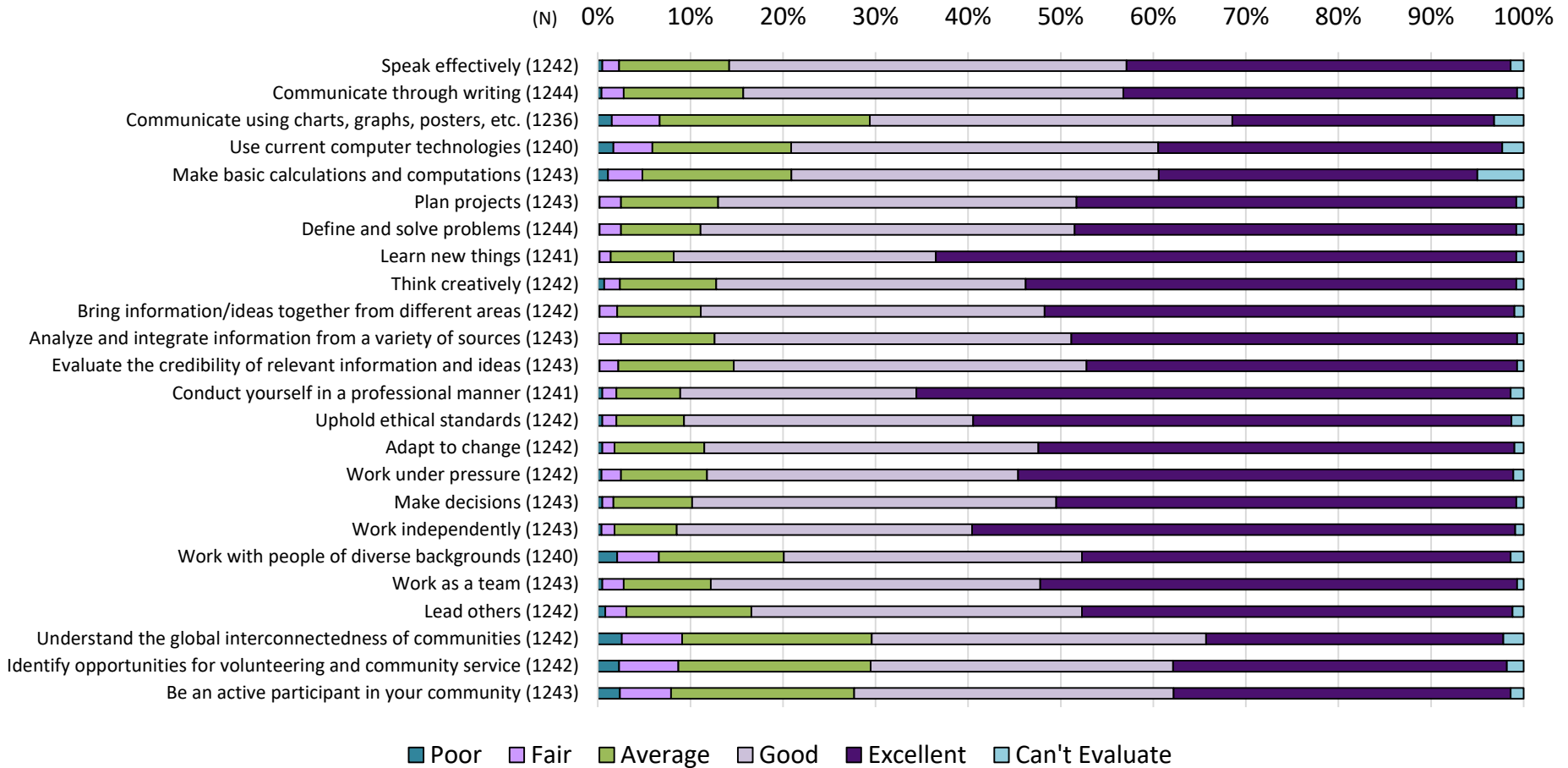


Table 2: College of Business Administration

“Think about your future/career goals. Please rate how well UNI has prepared you to...”	N	Poor	Fair	Average	Good	Excellent	Can't Evaluate	Mean Score*
Speak effectively	272	0.7%	1.1%	15.1%	45.6%	36.8%	0.7%	4.17
Communicate through writing	272	0.4%	2.6%	16.2%	50.0%	30.5%	0.4%	4.08
Communicate using charts, graphs, posters, etc.	270	1.5%	4.4%	18.9%	44.1%	30.0%	1.1%	3.98
Use current computer technologies	272	0.0%	2.9%	13.2%	44.9%	38.6%	0.4%	4.20
Make basic calculations and computations	272	0.0%	1.8%	8.5%	42.6%	46.7%	0.4%	4.35
Plan projects	272	0.0%	2.6%	10.3%	39.7%	46.3%	1.1%	4.31
Define and solve problems	272	0.0%	1.8%	8.5%	44.5%	44.9%	0.4%	4.33
Learn new things	271	0.0%	1.1%	9.6%	35.4%	53.5%	0.4%	4.42
Think creatively	271	0.0%	3.7%	15.9%	39.1%	41.0%	0.4%	4.18
Bring information/ideas together from different areas	271	0.0%	1.8%	13.7%	43.9%	40.2%	0.4%	4.23
Analyze and integrate information from a variety of sources	272	0.0%	2.2%	11.8%	45.6%	40.1%	0.4%	4.24
Evaluate the credibility of relevant information and ideas	272	0.4%	1.8%	14.7%	42.6%	40.1%	0.4%	4.21
Conduct yourself in a professional manner	271	0.0%	0.7%	5.5%	24.0%	68.3%	1.5%	4.62
Uphold ethical standards	271	0.4%	1.5%	9.2%	31.4%	55.7%	1.8%	4.43
Adapt to change	272	0.0%	1.5%	11.8%	39.3%	46.0%	1.5%	4.32
Work under pressure	271	0.4%	1.8%	11.1%	35.8%	49.1%	1.8%	4.34
Make decisions	272	0.0%	1.5%	8.1%	46.0%	43.8%	0.7%	4.33
Work independently	272	0.4%	2.6%	8.5%	37.9%	50.4%	0.4%	4.36
Work with people of diverse backgrounds	272	2.6%	6.6%	18.0%	33.8%	37.9%	1.1%	3.99
Work as a team	272	0.7%	4.4%	8.1%	32.7%	52.9%	1.1%	4.34
Lead others	272	0.4%	2.6%	18.4%	36.8%	40.4%	1.5%	4.16
Understand the global interconnectedness of communities	272	3.3%	7.7%	21.7%	41.5%	24.6%	1.1%	3.77
Identify opportunities for volunteering and community service	272	2.2%	9.9%	26.1%	31.3%	28.3%	2.2%	3.75
Be an active participant in your community	272	2.6%	8.5%	24.6%	34.9%	27.6%	1.8%	3.78

*Based on the following scale: Poor=1; Fair=2; Average=3; Good=4; Excellent=5.
“Can’t Evaluate” is not included in the Mean Score.

Table 3: College of Education

“Think about your future/career goals. Please rate how well UNI has prepared you to...”	N	Poor	Fair	Average	Good	Excellent	Can't Evaluate	Mean Score*
Speak effectively	249	0.4%	1.2%	9.6%	41.4%	46.6%	0.8%	4.34
Communicate through writing	249	0.4%	2.0%	13.3%	44.2%	39.4%	0.8%	4.21
Communicate using charts, graphs, posters, etc.	248	1.2%	5.6%	20.2%	39.5%	32.3%	1.2%	3.97
Use current computer technologies	249	1.6%	4.8%	14.9%	40.6%	36.9%	1.2%	4.08
Make basic calculations and computations	249	1.2%	4.0%	15.3%	42.6%	33.3%	3.6%	4.07
Plan projects	249	0.4%	2.4%	6.8%	31.7%	58.2%	0.4%	4.46
Define and solve problems	249	0.0%	1.6%	9.6%	37.3%	51.0%	0.4%	4.38
Learn new things	249	0.4%	0.0%	6.0%	28.5%	65.1%	0.0%	4.58
Think creatively	249	1.2%	0.4%	6.8%	32.1%	58.6%	0.8%	4.48
Bring information/ideas together from different areas	249	0.4%	1.2%	6.8%	35.7%	55.0%	0.8%	4.45
Analyze and integrate information from a variety of sources	249	0.0%	2.0%	10.0%	36.5%	51.0%	0.4%	4.37
Evaluate the credibility of relevant information and ideas	249	0.0%	2.4%	12.0%	39.8%	45.4%	0.4%	4.29
Conduct yourself in a professional manner	249	1.2%	0.4%	4.0%	22.5%	71.1%	0.8%	4.63
Uphold ethical standards	249	0.8%	0.0%	7.2%	26.5%	65.1%	0.4%	4.56
Adapt to change	249	0.4%	1.2%	7.2%	31.3%	59.0%	0.8%	4.49
Work under pressure	249	0.0%	0.8%	8.0%	34.9%	55.4%	0.8%	4.46
Make decisions	249	0.8%	0.0%	8.4%	30.5%	59.0%	1.2%	4.49
Work independently	249	0.8%	0.4%	4.0%	28.1%	65.5%	1.2%	4.59
Work with people of diverse backgrounds	247	2.8%	2.4%	12.1%	28.3%	52.6%	1.6%	4.28
Work as a team	249	0.4%	1.2%	6.4%	29.7%	61.4%	0.8%	4.52
Lead others	249	1.2%	1.6%	9.2%	30.5%	57.0%	0.4%	4.41
Understand the global interconnectedness of communities	249	2.4%	5.6%	21.3%	35.3%	33.3%	2.0%	3.93
Identify opportunities for volunteering and community service	249	1.6%	3.2%	13.7%	34.5%	45.8%	1.2%	4.21
Be an active participant in your community	249	1.2%	3.2%	13.3%	35.7%	46.2%	0.4%	4.23

*Based on the following scale: Poor=1; Fair=2; Average=3; Good=4; Excellent=5.
“Can’t Evaluate” is not included in the Mean Score.

Table 4: College of Humanities, Arts and Sciences

"Think about your future/career goals. Please rate how well UNI has prepared you to..."	N	Poor	Fair	Average	Good	Excellent	Can't Evaluate	Mean Score*
Speak effectively	434	0.5%	2.5%	9.9%	41.2%	43.5%	2.3%	4.28
Communicate through writing	436	0.7%	3.0%	12.4%	36.0%	46.8%	1.1%	4.27
Communicate using charts, graphs, posters, etc.	432	1.6%	6.0%	25.5%	31.9%	29.9%	5.1%	3.87
Use current computer technologies	435	2.5%	4.4%	13.8%	37.7%	37.9%	3.7%	4.08
Make basic calculations and computations	436	1.4%	4.8%	17.9%	37.2%	31.4%	7.3%	4.00
Plan projects	436	0.2%	1.8%	10.8%	40.1%	46.1%	0.9%	4.31
Define and solve problems	436	0.2%	3.0%	6.7%	41.1%	47.7%	1.4%	4.35
Learn new things	434	0.2%	1.8%	5.8%	26.3%	64.3%	1.6%	4.55
Think creatively	435	0.7%	1.6%	9.7%	30.3%	56.1%	1.6%	4.42
Bring information/ideas together from different areas	435	0.2%	2.1%	7.4%	35.6%	52.6%	2.1%	4.41
Analyze and integrate information from a variety of sources	435	0.2%	2.8%	9.9%	37.2%	48.5%	1.4%	4.33
Evaluate the credibility of relevant information and ideas	435	0.2%	2.5%	12.4%	37.0%	46.4%	1.4%	4.29
Conduct yourself in a professional manner	434	0.5%	2.3%	9.2%	25.3%	60.6%	2.1%	4.46
Uphold ethical standards	435	0.2%	2.8%	6.0%	34.9%	54.5%	1.6%	4.43
Adapt to change	435	0.9%	1.6%	8.3%	36.6%	51.5%	1.1%	4.38
Work under pressure	435	0.7%	3.0%	9.0%	30.3%	55.6%	1.4%	4.39
Make decisions	435	0.5%	1.6%	8.0%	39.5%	49.2%	1.1%	4.37
Work independently	435	0.2%	1.4%	6.7%	29.9%	60.5%	1.4%	4.51
Work with people of diverse backgrounds	434	1.4%	4.4%	14.1%	33.2%	45.9%	1.2%	4.19
Work as a team	435	0.2%	2.3%	11.0%	37.9%	47.6%	0.9%	4.32
Lead others	434	1.4%	2.8%	12.4%	37.1%	45.2%	1.2%	4.23
Understand the global interconnectedness of communities	435	3.2%	6.7%	21.1%	32.9%	33.3%	2.8%	3.89
Identify opportunities for volunteering and community service	434	3.5%	6.5%	23.0%	31.8%	32.9%	2.3%	3.86
Be an active participant in your community	435	3.2%	5.1%	23.0%	34.0%	33.1%	1.6%	3.90

*Based on the following scale: Poor=1; Fair=2; Average=3; Good=4; Excellent=5.
"Can't Evaluate" is not included in the Mean Score.

Table 5: College of Social and Behavioral Sciences

“Think about your future/career goals. Please rate how well UNI has prepared you to...”	N	Poor	Fair	Average	Good	Excellent	Can't Evaluate	Mean Score*
Speak effectively	249	0.4%	1.6%	14.9%	44.6%	37.3%	1.2%	4.18
Communicate through writing	249	0.0%	1.2%	10.8%	39.0%	48.6%	0.4%	4.35
Communicate using charts, graphs, posters, etc.	248	1.6%	4.8%	23.8%	46.4%	19.8%	3.6%	3.81
Use current computer technologies	247	2.0%	4.9%	19.0%	36.4%	34.4%	3.2%	4.00
Make basic calculations and computations	248	2.0%	3.6%	20.2%	40.3%	26.6%	7.3%	3.93
Plan projects	248	0.0%	2.8%	13.3%	44.0%	39.5%	0.4%	4.21
Define and solve problems	249	0.0%	2.4%	10.8%	39.0%	47.0%	0.8%	4.32
Learn new things	249	0.0%	1.2%	6.8%	23.7%	67.5%	0.8%	4.59
Think creatively	249	1.2%	1.2%	9.2%	33.3%	55.0%	0.0%	4.40
Bring information/ideas together from different areas	249	0.4%	2.0%	9.6%	33.7%	54.2%	0.0%	4.39
Analyze and integrate information from a variety of sources	249	0.0%	2.4%	9.6%	35.7%	51.8%	0.4%	4.37
Evaluate the credibility of relevant information and ideas	249	0.0%	1.2%	10.4%	35.3%	52.6%	0.4%	4.40
Conduct yourself in a professional manner	249	0.0%	2.0%	7.2%	29.7%	60.2%	0.8%	4.49
Uphold ethical standards	249	0.4%	0.8%	7.6%	29.3%	60.6%	1.2%	4.51
Adapt to change	248	0.4%	0.4%	10.9%	37.5%	50.0%	0.8%	4.37
Work under pressure	249	0.4%	2.4%	8.0%	36.1%	53.0%	0.0%	4.39
Make decisions	249	0.8%	0.8%	9.2%	41.4%	47.8%	0.0%	4.35
Work independently	249	0.4%	0.8%	6.8%	35.3%	56.6%	0.0%	4.47
Work with people of diverse backgrounds	249	2.0%	4.8%	10.0%	32.9%	48.6%	1.6%	4.23
Work as a team	249	0.8%	0.8%	11.2%	41.0%	46.2%	0.0%	4.31
Lead others	249	0.0%	1.6%	13.3%	38.6%	45.0%	1.6%	4.29
Understand the global interconnectedness of communities	249	0.8%	5.6%	17.3%	37.3%	36.1%	2.8%	4.05
Identify opportunities for volunteering and community service	249	1.2%	6.4%	17.3%	32.9%	41.0%	1.2%	4.07
Be an active participant in your community	249	2.4%	5.2%	14.9%	34.1%	41.8%	1.6%	4.09

*Based on the following scale: Poor=1; Fair=2; Average=3; Good=4; Excellent=5.
 “Can’t Evaluate” is not included in the Mean Score.

Table 6: Interdisciplinary

“Think about your future/career goals. Please rate how well UNI has prepared you to...”	N	Poor	Fair	Average	Good	Excellent	Can't Evaluate	Mean Score*
Speak effectively	38	0.0%	2.6%	7.9%	42.1%	44.7%	2.6%	4.32
Communicate through writing	38	0.0%	5.3%	7.9%	26.3%	60.5%	0.0%	4.42
Communicate using charts, graphs, posters, etc.	38	0.0%	0.0%	28.9%	36.8%	28.9%	5.3%	4.00
Use current computer technologies	37	2.7%	2.7%	16.2%	40.5%	37.8%	0.0%	4.08
Make basic calculations and computations	38	0.0%	2.6%	28.9%	26.3%	36.8%	5.3%	4.03
Plan projects	38	0.0%	2.6%	15.8%	26.3%	52.6%	2.6%	4.32
Define and solve problems	38	2.6%	0.0%	10.5%	34.2%	52.6%	0.0%	4.34
Learn new things	38	0.0%	2.6%	5.3%	28.9%	63.2%	0.0%	4.53
Think creatively	38	0.0%	0.0%	10.5%	36.8%	52.6%	0.0%	4.42
Bring information/ideas together from different areas	38	0.0%	5.3%	5.3%	36.8%	52.6%	0.0%	4.37
Analyze and integrate information from a variety of sources	38	0.0%	2.6%	5.3%	34.2%	57.9%	0.0%	4.47
Evaluate the credibility of relevant information and ideas	38	0.0%	0.0%	13.2%	26.3%	60.5%	0.0%	4.47
Conduct yourself in a professional manner	38	2.6%	0.0%	7.9%	31.6%	57.9%	0.0%	4.42
Uphold ethical standards	38	2.6%	2.6%	7.9%	31.6%	55.3%	0.0%	4.34
Adapt to change	38	0.0%	2.6%	18.4%	28.9%	50.0%	0.0%	4.26
Work under pressure	38	0.0%	0.0%	18.4%	28.9%	50.0%	2.6%	4.32
Make decisions	38	0.0%	5.3%	13.2%	31.6%	50.0%	0.0%	4.26
Work independently	38	0.0%	5.3%	10.5%	15.8%	65.8%	2.6%	4.46
Work with people of diverse backgrounds	38	2.6%	2.6%	7.9%	28.9%	55.3%	2.6%	4.35
Work as a team	38	0.0%	5.3%	7.9%	31.6%	55.3%	0.0%	4.37
Lead others	38	0.0%	2.6%	21.1%	28.9%	44.7%	2.6%	4.19
Understand the global interconnectedness of communities	37	2.7%	8.1%	21.6%	29.7%	37.8%	0.0%	3.92
Identify opportunities for volunteering and community service	38	0.0%	2.6%	26.3%	39.5%	31.6%	0.0%	4.00
Be an active participant in your community	38	0.0%	5.3%	23.7%	31.6%	39.5%	0.0%	4.05

*Based on the following scale: Poor=1; Fair=2; Average=3; Good=4; Excellent=5.
 “Can’t Evaluate” is not included in the Mean Score.

ACADEMIC & SOCIAL ENVIRONMENT



Photo provided by UNI Facebook Page

Table 7: Academic & Social Environment Overall

“Please indicate the extent to which you agree or disagree with the following statements.”	N	Strongly Disagree	Disagree	Neither Agree Nor Disagree	Agree	Strongly Agree	Not Sure	Mean Score*
Most of the courses I took at UNI were intellectually demanding.	1222	0.7%	4.7%	12.7%	62.2%	18.9%	0.7%	3.94
Most of my instructors were intellectually stimulating.	1223	1.2%	6.3%	12.4%	59.2%	20.3%	0.6%	3.92
Most of my courses required integration of subject matter from several academic areas.	1222	0.4%	6.4%	14.9%	56.6%	20.9%	0.8%	3.92
My learning experience was cumulative over a series of courses.	1220	0.5%	1.9%	8.1%	55.0%	33.5%	1.0%	4.20
My academic experience at UNI made me want to be a lifelong learner.	1221	1.3%	4.6%	16.2%	42.2%	35.2%	0.5%	4.06
Most of my student peers valued high academic achievement.	1216	0.7%	7.2%	16.9%	50.8%	22.9%	1.4%	3.89
The overall quality of teaching at UNI is excellent.	1220	1.6%	4.7%	15.4%	52.5%	25.2%	0.7%	3.96
Most of the courses in my major were readily available when I wanted to take them.	1218	2.5%	10.7%	11.3%	47.0%	27.9%	0.5%	3.88
My courses taught me to assess the ethical consequences of decisions, actions, and inaction.	1221	0.5%	4.3%	17.3%	51.2%	25.6%	1.1%	3.98
The overall quality of most Liberal Arts Core (LAC) classes is excellent.	1219	6.2%	18.2%	28.9%	32.3%	8.5%	5.8%	3.20
The purposes of most LAC courses are very clear.	1217	8.1%	19.4%	25.6%	31.9%	9.4%	5.5%	3.16
Most of the LAC courses I took at UNI were intellectually demanding.	1217	4.7%	17.9%	27.9%	33.9%	9.6%	5.9%	3.28
The overall quality of teaching in the LAC at UNI is excellent.	1216	5.5%	13.2%	30.5%	35.1%	9.7%	5.9%	3.32
I believe the LAC has been an important part of my education.	1220	12.7%	19.6%	22.1%	29.2%	11.8%	4.6%	3.08
The faculty I had contact with were committed to advancing student learning.	1217	0.6%	2.1%	11.3%	52.5%	33.0%	0.5%	4.16
At least one faculty member showed an active interest in my educational/career goals.	1220	1.0%	2.4%	3.8%	34.2%	57.3%	1.4%	4.46
I developed close relationships with other students.	1219	1.1%	4.3%	9.4%	38.6%	45.8%	0.8%	4.25
I often engaged in social activities with other students off campus.	1219	3.1%	8.4%	11.2%	38.5%	38.1%	0.7%	4.01
I often participated in University or student sponsored activities on campus.	1218	4.3%	18.1%	18.8%	37.6%	20.2%	1.1%	3.52
Most UNI students are tolerant of people whose lifestyles are different from their own.	1219	1.2%	7.0%	18.0%	52.5%	19.9%	1.5%	3.84
The UNI community encourages the examination of diverse and controversial ideas.	1219	2.3%	7.7%	18.3%	49.0%	21.4%	1.3%	3.81
Because of my experiences at UNI, I intend to be involved in volunteer service after graduation.	1219	3.9%	11.2%	28.3%	36.1%	16.9%	3.6%	3.53
At UNI, I learned why a sustainable society is important for the environment.	1216	3.0%	11.4%	19.2%	43.3%	21.1%	2.0%	3.69
I believe I have received a high quality education from UNI.	1217	0.8%	1.7%	8.2%	47.0%	41.5%	0.7%	4.28
I would recommend my major to a prospective student.	1219	1.5%	2.6%	6.3%	34.8%	53.7%	1.1%	4.38
I would recommend UNI to a prospective student.	1219	0.8%	1.9%	6.2%	36.0%	53.8%	1.2%	4.42

*Based on the following scale: Strongly disagree=1; Disagree=2; Neither agree nor disagree=3; Agree=4; Strongly agree=5.
“Not sure” is not included in Mean Score.

Chart 2: Academic & Social Environment Overall

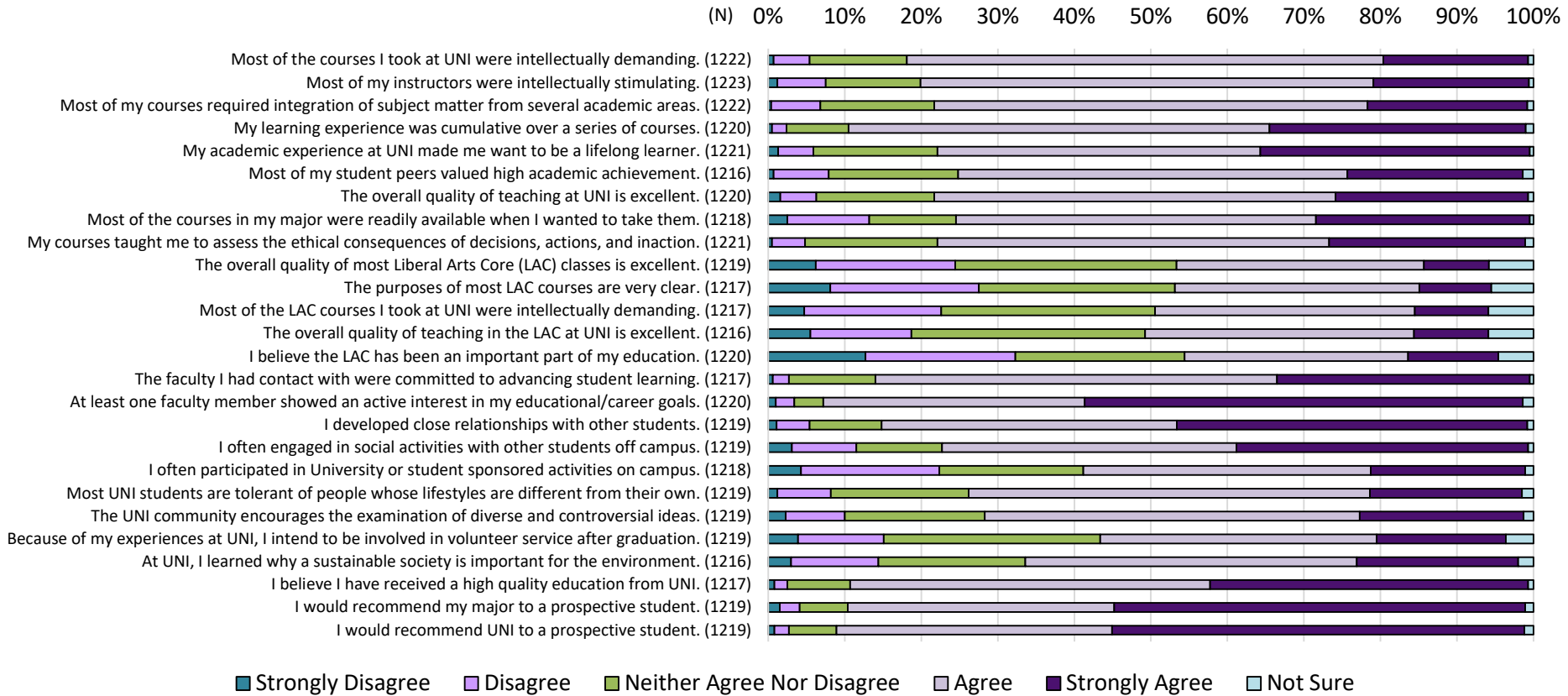


Table 8: College of Business Administration

“Please indicate the extent to which you agree or disagree with the following statements.”	N	Strongly Disagree	Disagree	Neither Agree Nor Disagree	Agree	Strongly Agree	Not Sure	Mean Score*
Most of the courses I took at UNI were intellectually demanding.	262	0.0%	3.4%	11.1%	64.5%	19.8%	1.1%	4.02
Most of my instructors were intellectually stimulating.	263	0.4%	10.3%	14.4%	55.9%	17.9%	1.1%	3.82
Most of my courses required integration of subject matter from several academic areas.	263	0.4%	7.2%	14.4%	54.4%	23.2%	0.4%	3.93
My learning experience was cumulative over a series of courses.	262	0.4%	1.5%	7.6%	55.7%	33.6%	1.1%	4.22
My academic experience at UNI made me want to be a lifelong learner.	263	1.1%	5.3%	23.6%	44.1%	25.5%	0.4%	3.88
Most of my student peers valued high academic achievement.	263	0.0%	6.8%	12.2%	57.0%	23.6%	0.4%	3.98
The overall quality of teaching at UNI is excellent.	262	1.1%	5.0%	19.5%	53.8%	19.8%	0.8%	3.87
Most of the courses in my major were readily available when I wanted to take them.	262	1.1%	5.7%	13.0%	46.6%	33.2%	0.4%	4.05
My courses taught me to assess the ethical consequences of decisions, actions, and inaction.	263	0.4%	4.9%	16.3%	51.0%	26.2%	1.1%	3.99
The overall quality of most Liberal Arts Core (LAC) classes is excellent.	263	4.6%	20.9%	32.3%	28.5%	9.1%	4.6%	3.18
The purposes of most LAC courses are very clear.	262	8.4%	20.6%	28.2%	27.9%	11.1%	3.8%	3.13
Most of the LAC courses I took at UNI were intellectually demanding.	262	4.2%	19.5%	35.1%	29.8%	7.3%	4.2%	3.17
The overall quality of teaching in the LAC at UNI is excellent.	262	3.1%	12.2%	37.0%	35.5%	7.6%	4.6%	3.34
I believe the LAC has been an important part of my education.	263	12.9%	24.7%	21.7%	26.2%	11.0%	3.4%	2.98
The faculty I had contact with were committed to advancing student learning.	263	0.0%	3.4%	13.3%	53.6%	29.3%	0.4%	4.09
At least one faculty member showed an active interest in my educational/career goals.	263	0.4%	5.3%	6.5%	41.1%	45.6%	1.1%	4.28
I developed close relationships with other students.	263	0.0%	2.7%	9.5%	43.3%	43.3%	1.1%	4.29
I often engaged in social activities with other students off campus.	263	1.9%	5.7%	9.5%	41.1%	40.3%	1.5%	4.14
I often participated in University or student sponsored activities on campus.	263	2.7%	16.7%	17.9%	42.2%	18.6%	1.9%	3.59
Most UNI students are tolerant of people whose lifestyles are different from their own.	263	0.8%	4.9%	14.8%	56.7%	21.7%	1.1%	3.95
The UNI community encourages the examination of diverse and controversial ideas.	263	2.3%	7.6%	18.6%	50.2%	20.5%	0.8%	3.80
Because of my experiences at UNI, I intend to be involved in volunteer service after graduation.	263	4.6%	12.9%	33.1%	32.3%	15.2%	1.9%	3.41
At UNI, I learned why a sustainable society is important for the environment.	261	2.7%	12.6%	16.5%	46.7%	18.8%	2.7%	3.68
I believe I have received a high quality education from UNI.	263	0.8%	1.1%	6.5%	51.3%	39.5%	0.8%	4.29
I would recommend my major to a prospective student.	263	1.1%	2.7%	7.2%	35.7%	52.9%	0.4%	4.37
I would recommend UNI to a prospective student.	263	1.1%	1.1%	6.5%	35.7%	54.8%	0.8%	4.43

*Based on the following scale: Strongly disagree=1; Disagree=2; Neither agree nor disagree=3; Agree=4; Strongly agree=5.
“Not sure” is not included in Mean Score.

Table 9: College of Education

“Please indicate the extent to which you agree or disagree with the following statements.”	N	Strongly Disagree	Disagree	Neither Agree Nor Disagree	Agree	Strongly Agree	Not Sure	Mean Score*
Most of the courses I took at UNI were intellectually demanding.	244	0.0%	2.9%	16.4%	61.5%	18.9%	0.4%	3.97
Most of my instructors were intellectually stimulating.	245	0.8%	3.7%	12.7%	61.2%	21.2%	0.4%	3.99
Most of my courses required integration of subject matter from several academic areas.	245	0.4%	6.1%	13.5%	56.3%	22.9%	0.8%	3.96
My learning experience was cumulative over a series of courses.	245	0.0%	1.2%	8.2%	54.3%	35.1%	1.2%	4.25
My academic experience at UNI made me want to be a lifelong learner.	245	0.8%	4.1%	13.1%	41.6%	40.0%	0.4%	4.16
Most of my student peers valued high academic achievement.	244	0.4%	4.1%	15.6%	55.3%	22.5%	2.0%	3.97
The overall quality of teaching at UNI is excellent.	244	1.2%	4.9%	13.5%	54.9%	25.0%	0.4%	3.98
Most of the courses in my major were readily available when I wanted to take them.	245	1.6%	7.8%	11.8%	48.2%	30.6%	0.0%	3.98
My courses taught me to assess the ethical consequences of decisions, actions, and inaction.	245	0.4%	2.4%	15.5%	55.5%	25.3%	0.8%	4.04
The overall quality of most Liberal Arts Core (LAC) classes is excellent.	244	9.4%	19.3%	30.7%	25.4%	7.8%	7.4%	3.03
The purposes of most LAC courses are very clear.	244	10.2%	21.7%	26.6%	26.6%	8.2%	6.6%	3.01
Most of the LAC courses I took at UNI were intellectually demanding.	242	4.5%	17.4%	26.4%	36.4%	8.3%	7.0%	3.28
The overall quality of teaching in the LAC at UNI is excellent.	243	9.9%	19.3%	26.3%	29.2%	8.2%	7.0%	3.07
I believe the LAC has been an important part of my education.	244	17.6%	16.8%	25.4%	23.4%	11.5%	5.3%	2.94
The faculty I had contact with were committed to advancing student learning.	244	0.4%	1.6%	11.5%	54.9%	31.1%	0.4%	4.15
At least one faculty member showed an active interest in my educational/career goals.	244	0.4%	1.6%	2.5%	33.6%	60.2%	1.6%	4.54
I developed close relationships with other students.	244	0.4%	4.5%	8.6%	37.3%	48.4%	0.8%	4.30
I often engaged in social activities with other students off campus.	243	2.5%	8.2%	11.5%	38.7%	38.3%	0.8%	4.03
I often participated in University or student sponsored activities on campus.	244	3.3%	19.7%	21.3%	33.2%	21.7%	0.8%	3.51
Most UNI students are tolerant of people whose lifestyles are different from their own.	244	0.8%	7.0%	17.6%	53.7%	20.1%	0.8%	3.86
The UNI community encourages the examination of diverse and controversial ideas.	244	1.6%	5.7%	18.4%	47.5%	25.4%	1.2%	3.90
Because of my experiences at UNI, I intend to be involved in volunteer service after graduation.	244	2.0%	7.8%	25.8%	38.5%	21.7%	4.1%	3.73
At UNI, I learned why a sustainable society is important for the environment.	244	2.5%	10.7%	20.5%	42.6%	22.1%	1.6%	3.72
I believe I have received a high quality education from UNI.	243	0.0%	1.6%	8.6%	41.2%	48.6%	0.0%	4.37
I would recommend my major to a prospective student.	244	0.4%	2.5%	7.0%	32.8%	57.0%	0.4%	4.44
I would recommend UNI to a prospective student.	244	0.4%	1.6%	5.3%	36.5%	55.7%	0.4%	4.46

*Based on the following scale: Strongly disagree=1; Disagree=2; Neither agree nor disagree=3; Agree=4; Strongly agree=5.
“Not sure” is not included in Mean Score.

Table 10: College of Humanities, Arts and Sciences

“Please indicate the extent to which you agree or disagree with the following statements.”	N	Strongly Disagree	Disagree	Neither Agree Nor Disagree	Agree	Strongly Agree	Not Sure	Mean Score*
Most of the courses I took at UNI were intellectually demanding.	432	1.2%	6.0%	10.4%	62.0%	19.4%	0.9%	3.93
Most of my instructors were intellectually stimulating.	431	1.6%	5.6%	9.7%	60.8%	21.8%	0.5%	3.96
Most of my courses required integration of subject matter from several academic areas.	430	0.5%	6.5%	16.3%	57.0%	18.6%	1.2%	3.88
My learning experience was cumulative over a series of courses.	429	0.7%	1.6%	7.5%	55.7%	34.0%	0.5%	4.21
My academic experience at UNI made me want to be a lifelong learner.	430	1.2%	4.0%	14.9%	41.2%	38.1%	0.7%	4.12
Most of my student peers valued high academic achievement.	426	0.9%	9.6%	19.0%	45.8%	23.5%	1.2%	3.82
The overall quality of teaching at UNI is excellent.	430	1.6%	4.4%	14.9%	52.1%	26.5%	0.5%	3.98
Most of the courses in my major were readily available when I wanted to take them.	428	4.0%	11.9%	10.3%	47.2%	25.7%	0.9%	3.79
My courses taught me to assess the ethical consequences of decisions, actions, and inaction.	429	0.2%	6.3%	20.5%	48.0%	23.3%	1.6%	3.89
The overall quality of most Liberal Arts Core (LAC) classes is excellent.	429	5.4%	17.7%	28.2%	35.7%	7.9%	5.1%	3.24
The purposes of most LAC courses are very clear.	429	7.7%	18.4%	24.2%	37.1%	7.2%	5.4%	3.19
Most of the LAC courses I took at UNI were intellectually demanding.	429	5.1%	18.9%	26.3%	34.3%	9.8%	5.6%	3.26
The overall quality of teaching in the LAC at UNI is excellent.	428	11.7%	20.0%	21.4%	31.5%	11.2%	4.2%	3.37
I believe the LAC has been an important part of my education.	429	11.7%	20.0%	21.4%	31.5%	11.2%	4.2%	3.11
The faculty I had contact with were committed to advancing student learning.	428	0.7%	1.9%	9.1%	51.2%	36.4%	0.7%	4.22
At least one faculty member showed an active interest in my educational/career goals.	429	0.5%	1.2%	2.3%	30.3%	64.6%	1.2%	4.59
I developed close relationships with other students.	429	1.4%	4.4%	6.3%	36.6%	50.6%	0.7%	4.31
I often engaged in social activities with other students off campus.	429	4.2%	9.1%	9.8%	36.1%	40.3%	0.5%	4.00
I often participated in University or student sponsored activities on campus.	429	5.6%	18.2%	17.5%	37.1%	20.7%	0.9%	3.50
Most UNI students are tolerant of people whose lifestyles are different from their own.	429	1.4%	6.8%	17.7%	52.2%	19.8%	2.1%	3.84
The UNI community encourages the examination of diverse and controversial ideas.	429	2.3%	8.2%	19.3%	49.4%	19.1%	1.6%	3.76
Because of my experiences at UNI, I intend to be involved in volunteer service after graduation.	428	4.9%	13.3%	30.1%	35.3%	13.1%	3.3%	3.40
At UNI, I learned why a sustainable society is important for the environment.	428	3.5%	13.1%	18.9%	41.8%	20.8%	1.9%	3.65
I believe I have received a high quality education from UNI.	427	1.2%	1.9%	8.2%	48.2%	39.3%	1.2%	4.24
I would recommend my major to a prospective student.	428	2.6%	2.3%	5.4%	33.2%	54.9%	1.6%	4.38
I would recommend UNI to a prospective student.	428	0.7%	2.1%	5.8%	36.7%	53.5%	1.2%	4.42

*Based on the following scale: Strongly disagree=1; Disagree=2; Neither agree nor disagree=3; Agree=4; Strongly agree=5.
“Not sure” is not included in Mean Score.

Table 11: College of Social and Behavioral Sciences

“Please indicate the extent to which you agree or disagree with the following statements.”	N	Strongly Disagree	Disagree	Neither Agree Nor Disagree	Agree	Strongly Agree	Not Sure	Mean Score*
Most of the courses I took at UNI were intellectually demanding.	246	1.6%	6.1%	13.8%	61.0%	17.1%	0.4%	3.86
Most of my instructors were intellectually stimulating.	246	2.0%	6.5%	13.4%	57.7%	19.9%	0.4%	3.87
Most of my courses required integration of subject matter from several academic areas.	246	0.4%	6.1%	14.2%	56.9%	21.5%	0.8%	3.94
My learning experience was cumulative over a series of courses.	246	0.4%	3.7%	8.5%	53.7%	32.5%	1.2%	4.16
My academic experience at UNI made me want to be a lifelong learner.	246	2.4%	4.9%	12.6%	42.3%	37.4%	0.4%	4.08
Most of my student peers valued high academic achievement.	245	1.6%	6.5%	18.4%	49.8%	21.2%	2.4%	3.85
The overall quality of teaching at UNI is excellent.	246	2.4%	4.1%	13.0%	50.0%	29.3%	1.2%	4.01
Most of the courses in my major were readily available when I wanted to take them.	246	2.8%	15.9%	10.6%	46.3%	24.0%	0.4%	3.73
My courses taught me to assess the ethical consequences of decisions, actions, and inaction.	246	1.2%	2.4%	13.8%	52.4%	29.3%	0.8%	4.07
The overall quality of most Liberal Arts Core (LAC) classes is excellent.	245	6.5%	17.1%	23.7%	36.7%	8.2%	7.8%	3.25
The purposes of most LAC courses are very clear.	244	7.4%	17.6%	23.0%	32.8%	11.9%	7.4%	3.26
Most of the LAC courses I took at UNI were intellectually demanding.	246	5.3%	16.7%	22.8%	36.6%	10.6%	8.1%	3.33
The overall quality of teaching in the LAC at UNI is excellent.	246	6.1%	10.2%	26.0%	40.2%	9.3%	8.1%	3.40
I believe the LAC has been an important part of my education.	246	10.2%	17.5%	20.3%	32.9%	12.6%	6.5%	3.22
The faculty I had contact with were committed to advancing student learning.	244	1.2%	2.0%	11.5%	52.0%	32.8%	0.4%	4.14
At least one faculty member showed an active interest in my educational/career goals.	246	2.8%	1.6%	4.1%	34.6%	55.3%	1.6%	4.40
I developed close relationships with other students.	246	2.0%	6.1%	13.0%	38.6%	39.4%	0.8%	4.08
I often engaged in social activities with other students off campus.	246	2.8%	11.4%	12.2%	37.8%	35.4%	0.4%	3.92
I often participated in University or student sponsored activities on campus.	245	4.5%	18.4%	19.2%	37.6%	19.6%	0.8%	3.50
Most UNI students are tolerant of people whose lifestyles are different from their own.	245	2.0%	10.2%	19.6%	49.4%	17.6%	1.2%	3.71
The UNI community encourages the examination of diverse and controversial ideas.	245	2.9%	9.8%	16.3%	49.0%	20.4%	1.6%	3.76
Because of my experiences at UNI, I intend to be involved in volunteer service after graduation.	246	3.7%	8.5%	22.0%	40.2%	20.7%	4.9%	3.69
At UNI, I learned why a sustainable society is important for the environment.	245	3.3%	9.0%	20.0%	43.3%	22.4%	2.0%	3.74
I believe I have received a high quality education from UNI.	246	1.2%	2.4%	8.1%	46.3%	41.5%	0.4%	4.25
I would recommend my major to a prospective student.	246	1.2%	2.8%	4.1%	39.0%	51.2%	1.6%	4.38
I would recommend UNI to a prospective student.	246	1.2%	2.4%	7.3%	34.6%	52.0%	2.4%	4.37

*Based on the following scale: Strongly disagree=1; Disagree=2; Neither agree nor disagree=3; Agree=4; Strongly agree=5.
“Not sure” is not included in Mean Score.

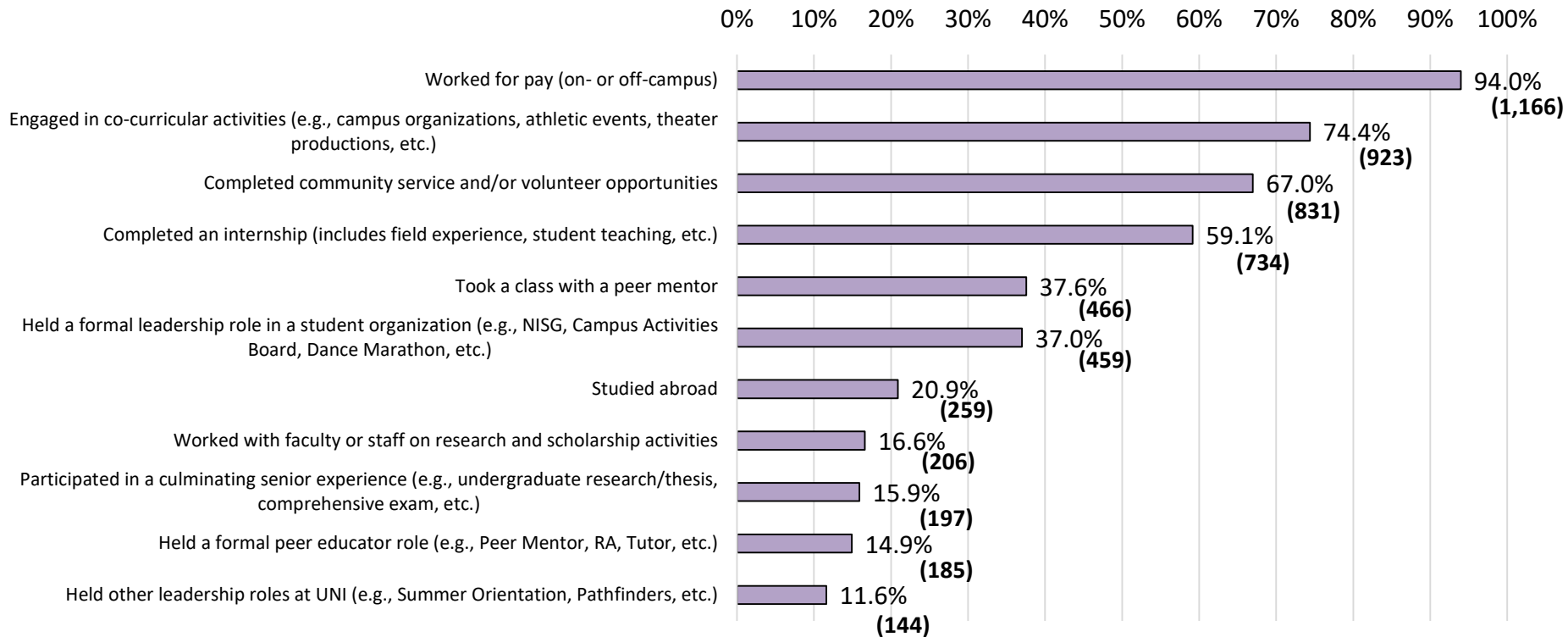
Table 12: Interdisciplinary

“Please indicate the extent to which you agree or disagree with the following statements.”	N	Strongly Disagree	Disagree	Neither Agree Nor Disagree	Agree	Strongly Agree	Not Sure	Mean Score*
Most of the courses I took at UNI were intellectually demanding.	38	0.0%	2.6%	18.4%	60.5%	18.4%	0.0%	3.95
Most of my instructors were intellectually stimulating.	38	0.0%	2.6%	21.1%	60.5%	15.8%	0.0%	3.89
Most of my courses required integration of subject matter from several academic areas.	38	0.0%	2.6%	15.8%	68.4%	13.2%	0.0%	3.92
My learning experience was cumulative over a series of courses.	38	2.6%	0.0%	15.8%	55.3%	23.7%	2.6%	4.00
My academic experience at UNI made me want to be a lifelong learner.	37	0.0%	8.1%	24.3%	43.2%	24.3%	0.0%	3.84
Most of my student peers valued high academic achievement.	38	0.0%	7.9%	26.3%	42.1%	23.7%	0.0%	3.82
The overall quality of teaching at UNI is excellent.	38	0.0%	7.9%	21.1%	50.0%	21.1%	0.0%	3.84
Most of the courses in my major were readily available when I wanted to take them.	37	0.0%	16.2%	13.5%	45.9%	24.3%	0.0%	3.78
My courses taught me to assess the ethical consequences of decisions, actions, and inaction.	38	0.0%	2.6%	21.1%	52.6%	23.7%	0.0%	3.97
The overall quality of most Liberal Arts Core (LAC) classes is excellent.	38	5.3%	5.3%	34.2%	36.8%	18.4%	0.0%	3.58
The purposes of most LAC courses are very clear.	38	2.6%	18.4%	34.2%	28.9%	15.8%	0.0%	3.37
Most of the LAC courses I took at UNI were intellectually demanding.	38	0.0%	7.9%	39.5%	26.3%	26.3%	0.0%	3.71
The overall quality of teaching in the LAC at UNI is excellent.	37	0.0%	5.4%	37.8%	35.1%	21.6%	0.0%	3.73
I believe the LAC has been an important part of my education.	38	7.9%	10.5%	23.7%	36.8%	21.1%	0.0%	3.53
The faculty I had contact with were committed to advancing student learning.	38	0.0%	0.0%	18.4%	47.4%	34.2%	0.0%	4.16
At least one faculty member showed an active interest in my educational/career goals.	38	2.6%	5.3%	7.9%	31.6%	50.0%	2.6%	4.24
I developed close relationships with other students.	37	5.4%	0.0%	24.3%	37.8%	32.4%	0.0%	3.92
I often engaged in social activities with other students off campus.	38	5.3%	0.0%	28.9%	50.0%	15.8%	0.0%	3.71
I often participated in University or student sponsored activities on campus.	37	5.4%	13.5%	21.6%	40.5%	18.9%	0.0%	3.54
Most UNI students are tolerant of people whose lifestyles are different from their own.	38	0.0%	2.6%	34.2%	39.5%	21.1%	2.6%	3.81
The UNI community encourages the examination of diverse and controversial ideas.	38	2.6%	2.6%	15.8%	44.7%	34.2%	0.0%	4.05
Because of my experiences at UNI, I intend to be involved in volunteer service after graduation.	38	2.6%	13.2%	31.6%	28.9%	15.8%	7.9%	3.46
At UNI, I learned why a sustainable society is important for the environment.	38	2.6%	5.3%	26.3%	42.1%	23.7%	0.0%	3.79
I believe I have received a high quality education from UNI.	38	0.0%	0.0%	18.4%	44.7%	34.2%	2.6%	4.16
I would recommend my major to a prospective student.	38	0.0%	5.3%	21.1%	31.6%	42.1%	0.0%	4.11
I would recommend UNI to a prospective student.	38	0.0%	2.6%	7.9%	36.8%	50.0%	2.6%	4.38

*Based on the following scale: Strongly disagree=1; Disagree=2; Neither agree nor disagree=3; Agree=4; Strongly agree=5.
 “Not sure” is not included in Mean Score.

Other Activities

1,241 out of 1,269 (97.8%) students responded to the following question: "Please select all of the following you have done during your time at UNI."
Students could select more than one answer. Percentages are out of 1,241 (e.g., 94% of the 1,241 students worked for pay).

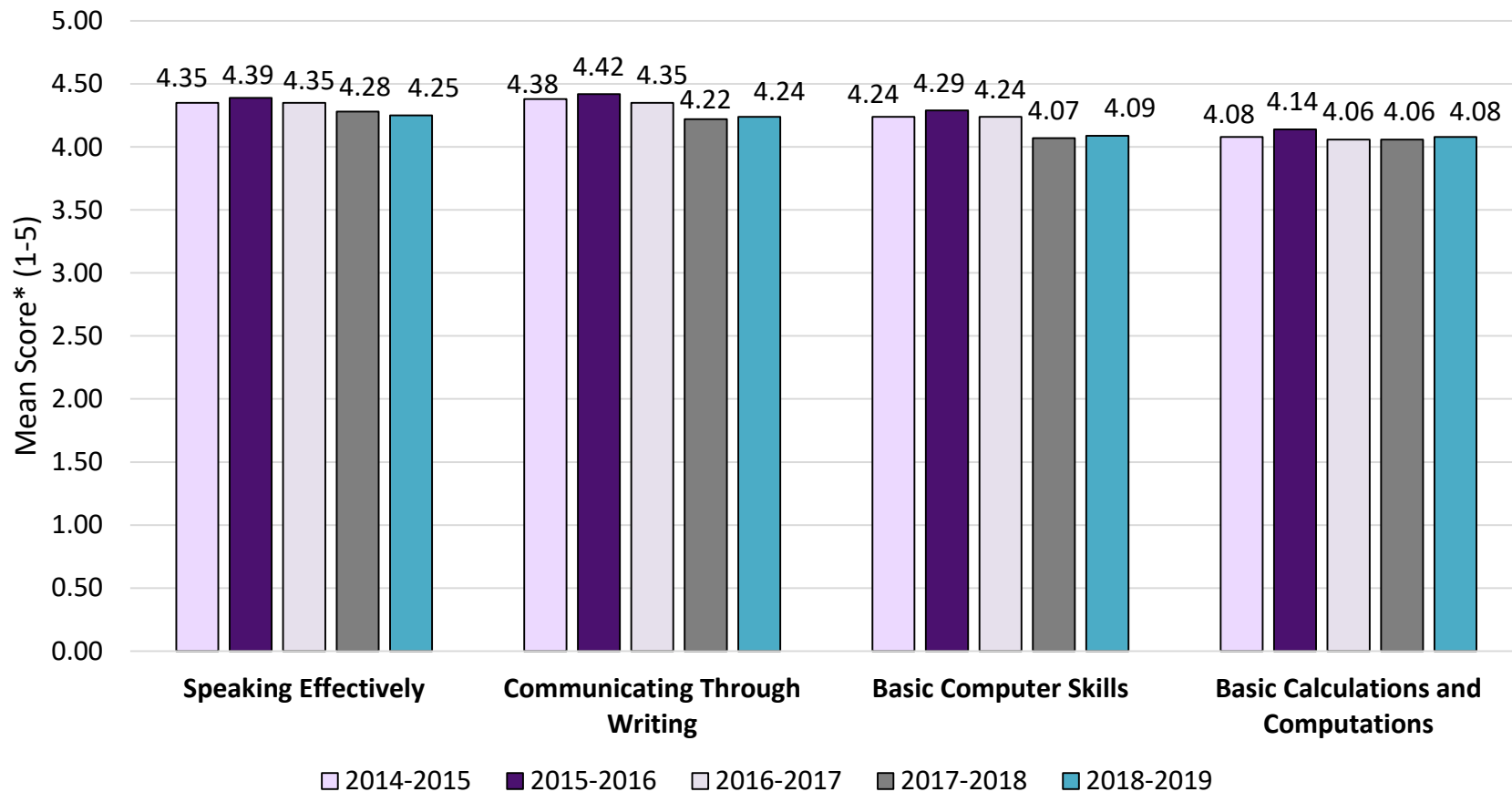


COMPARISON ACROSS YEARS



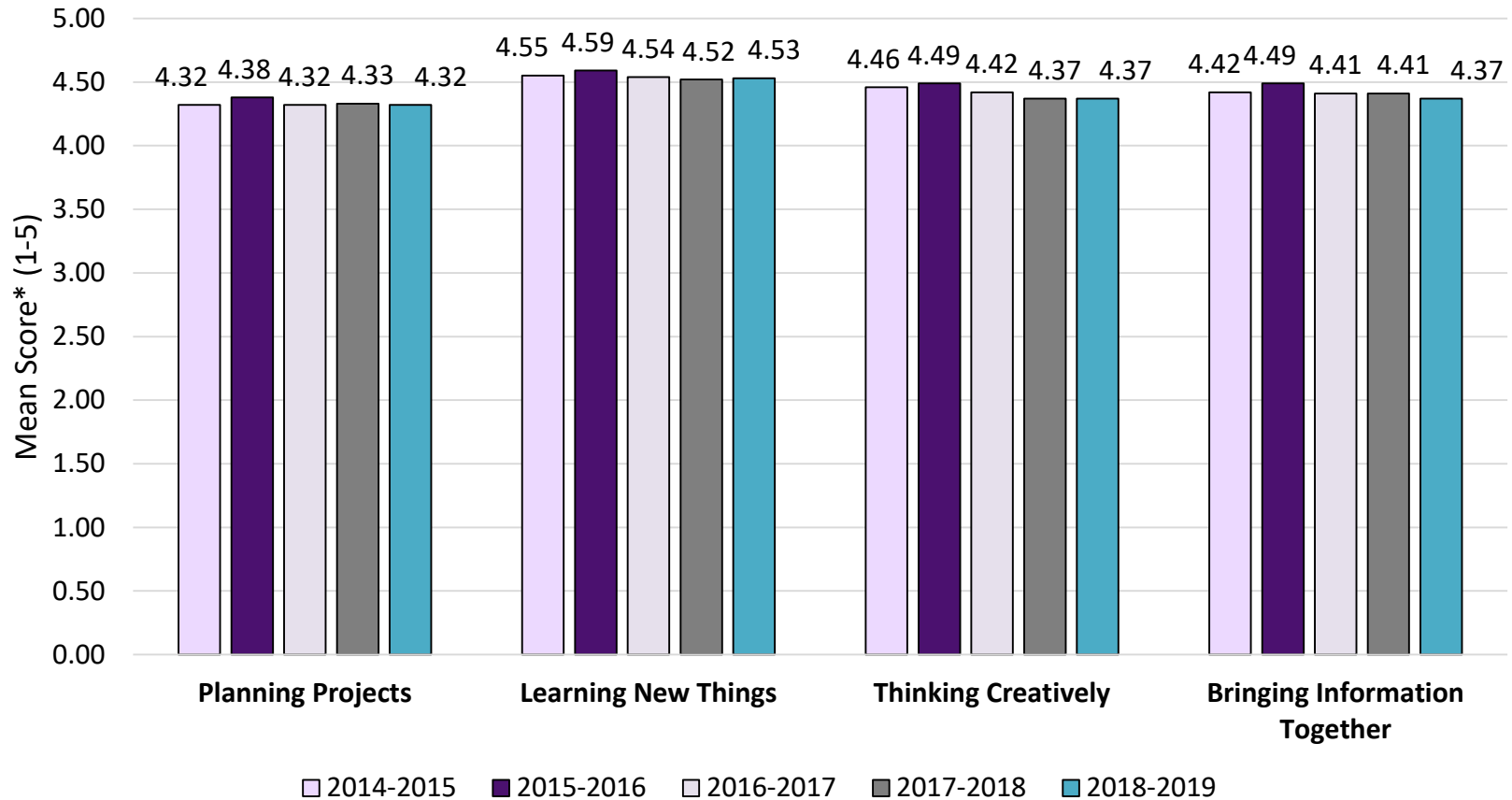
Photo provided by UNI Facebook Page

Educational Experiences & Skills Comparison



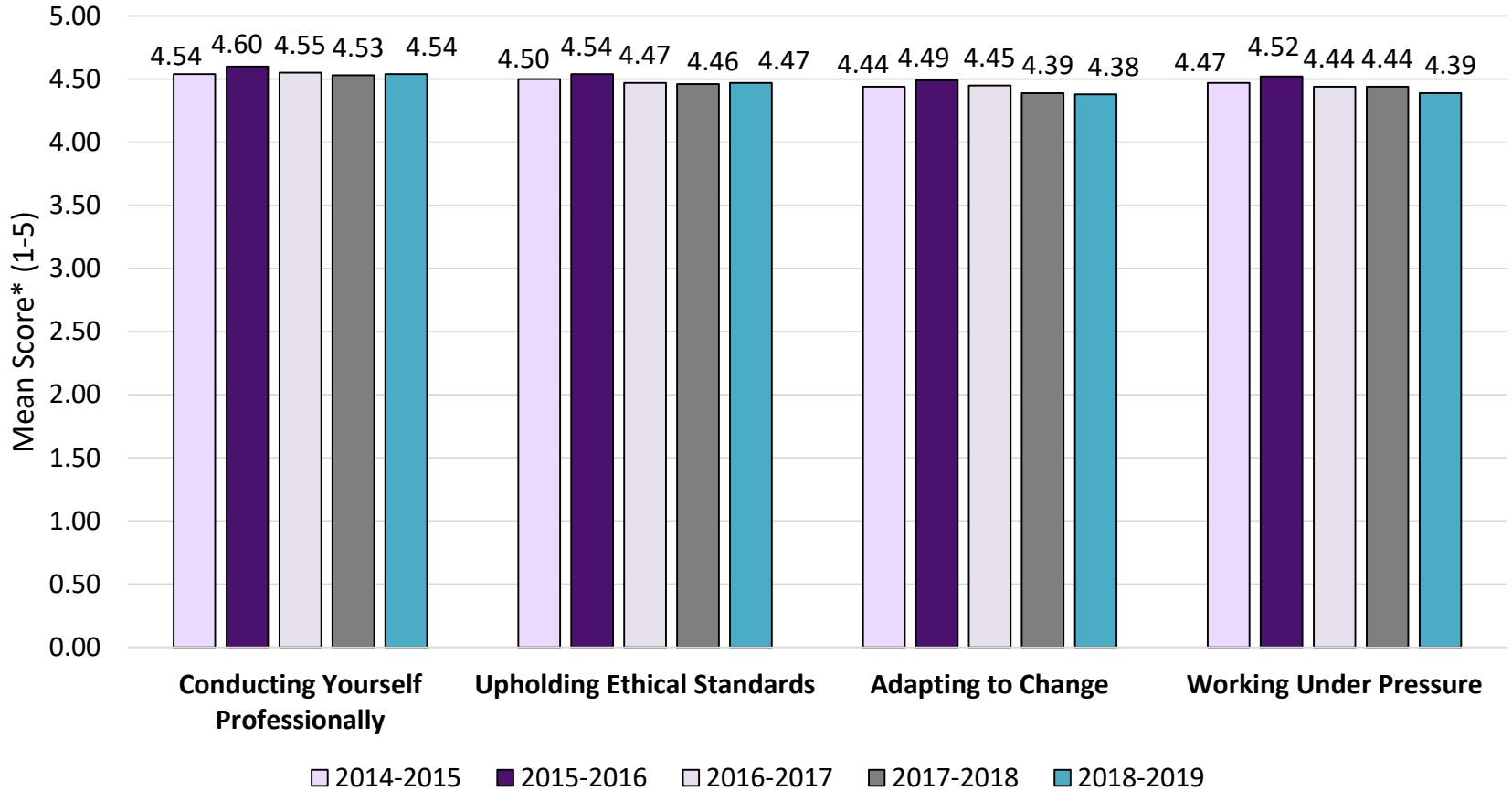
*Based on the following scale: Poor=1; Fair=2; Average=3; Good=4; Excellent=5

Educational Experiences & Skills Comparison Cont.



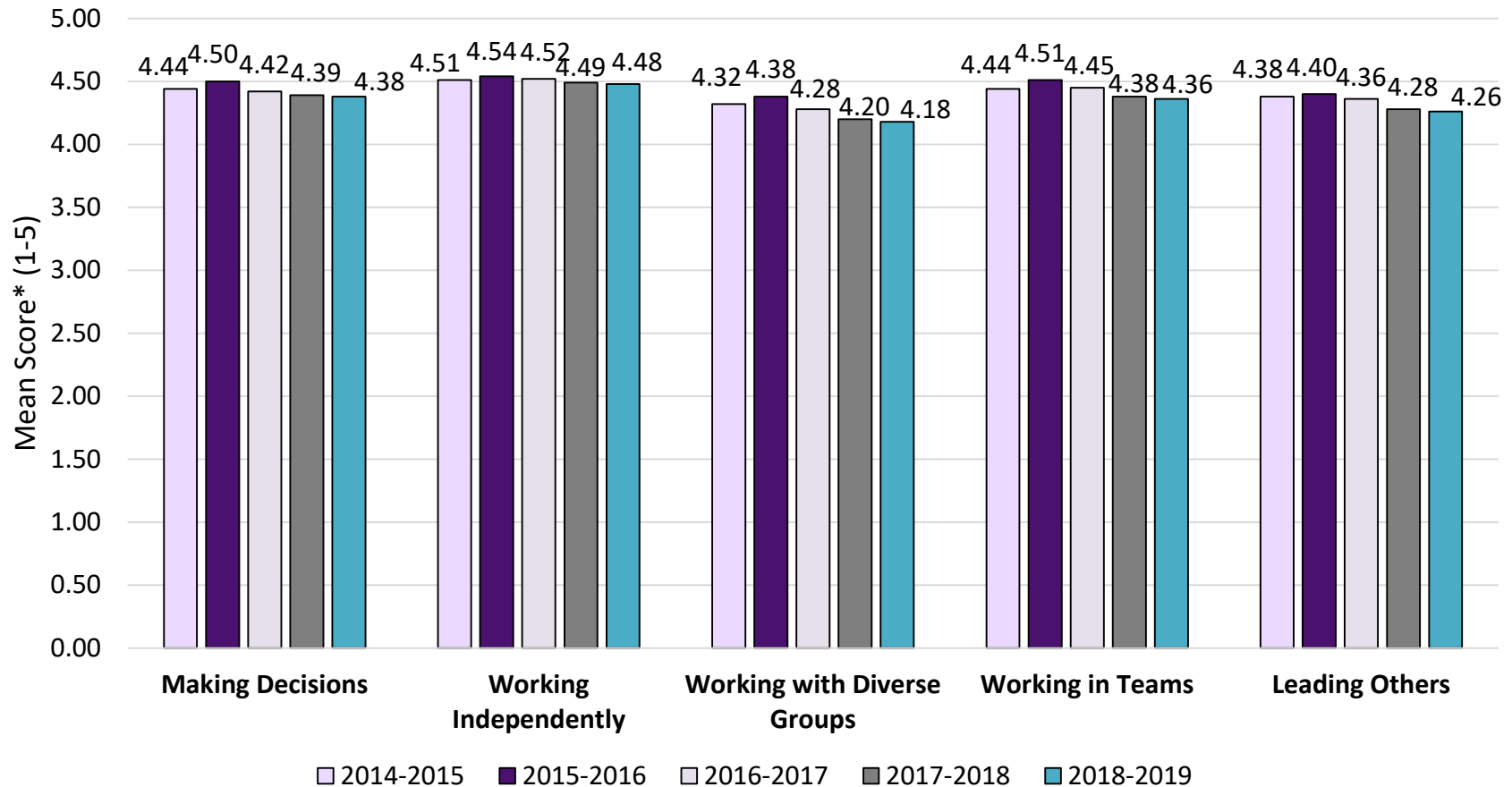
*Based on the following scale: Poor=1; Fair=2; Average=3; Good=4; Excellent=5

Educational Experiences & Skills Comparison Cont.



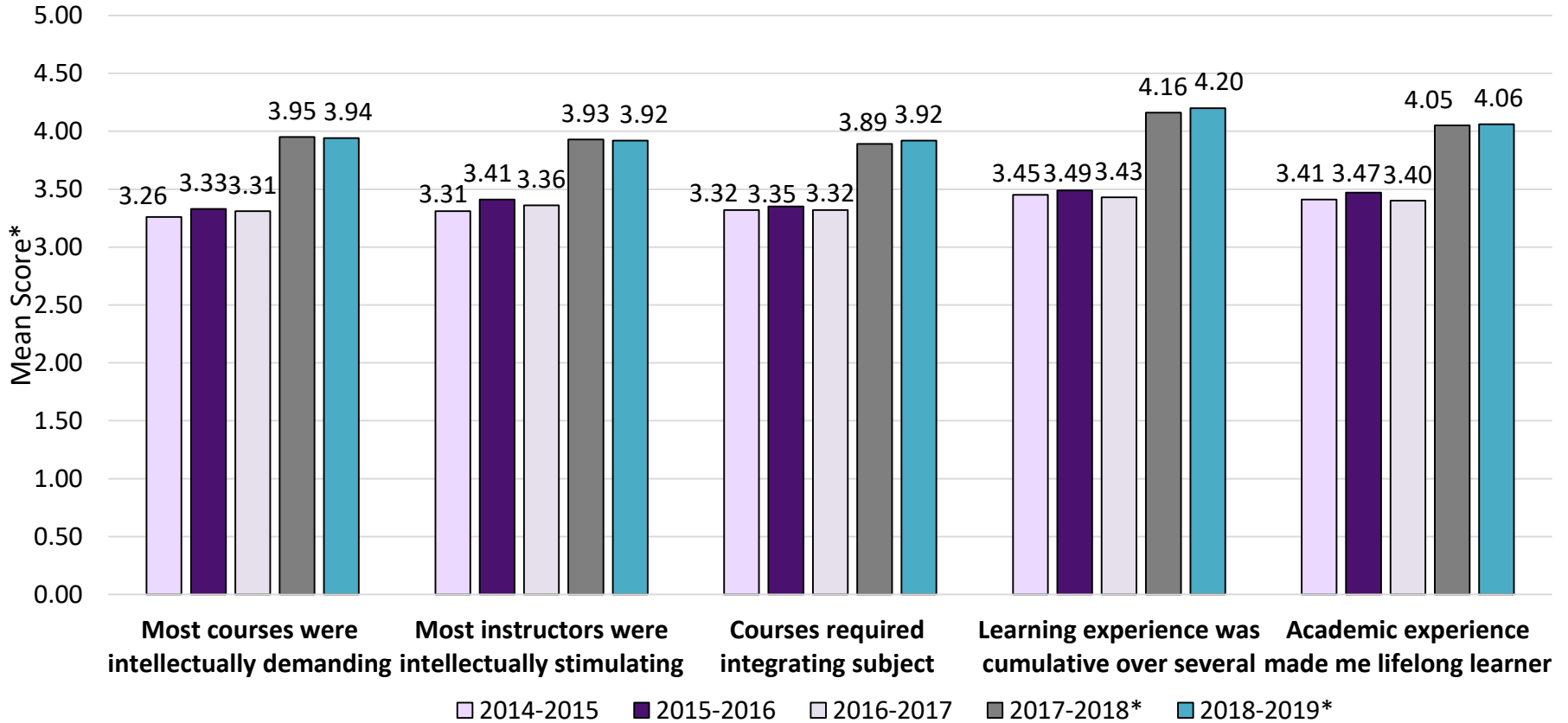
*Based on the following scale: Poor=1; Fair=2; Average=3; Good=4; Excellent=5

Educational Experiences & Skills Comparison Cont.



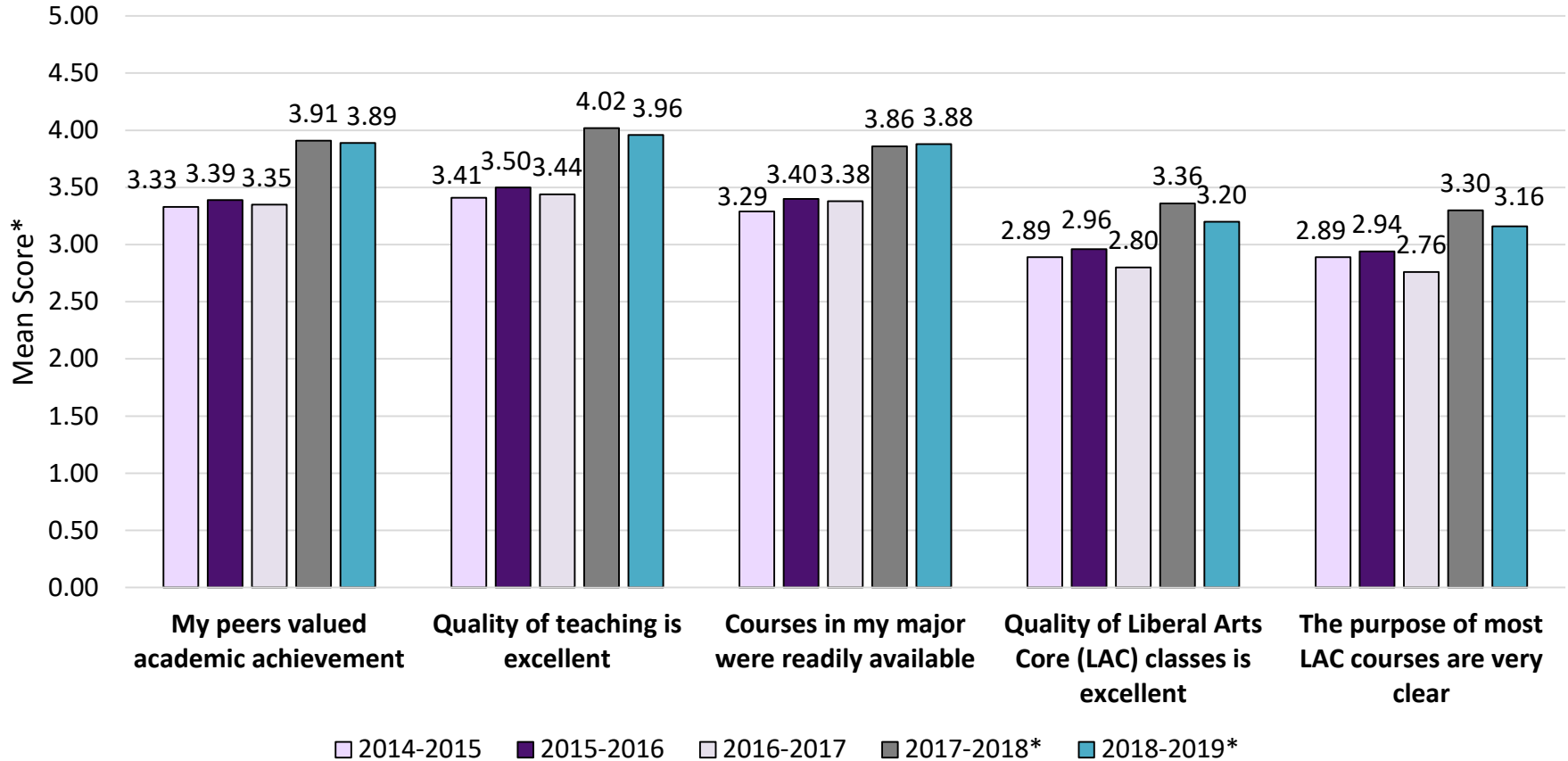
*Based on the following scale: Poor=1; Fair=2; Average=3; Good=4; Excellent=5

Academic & Social Environment Comparison



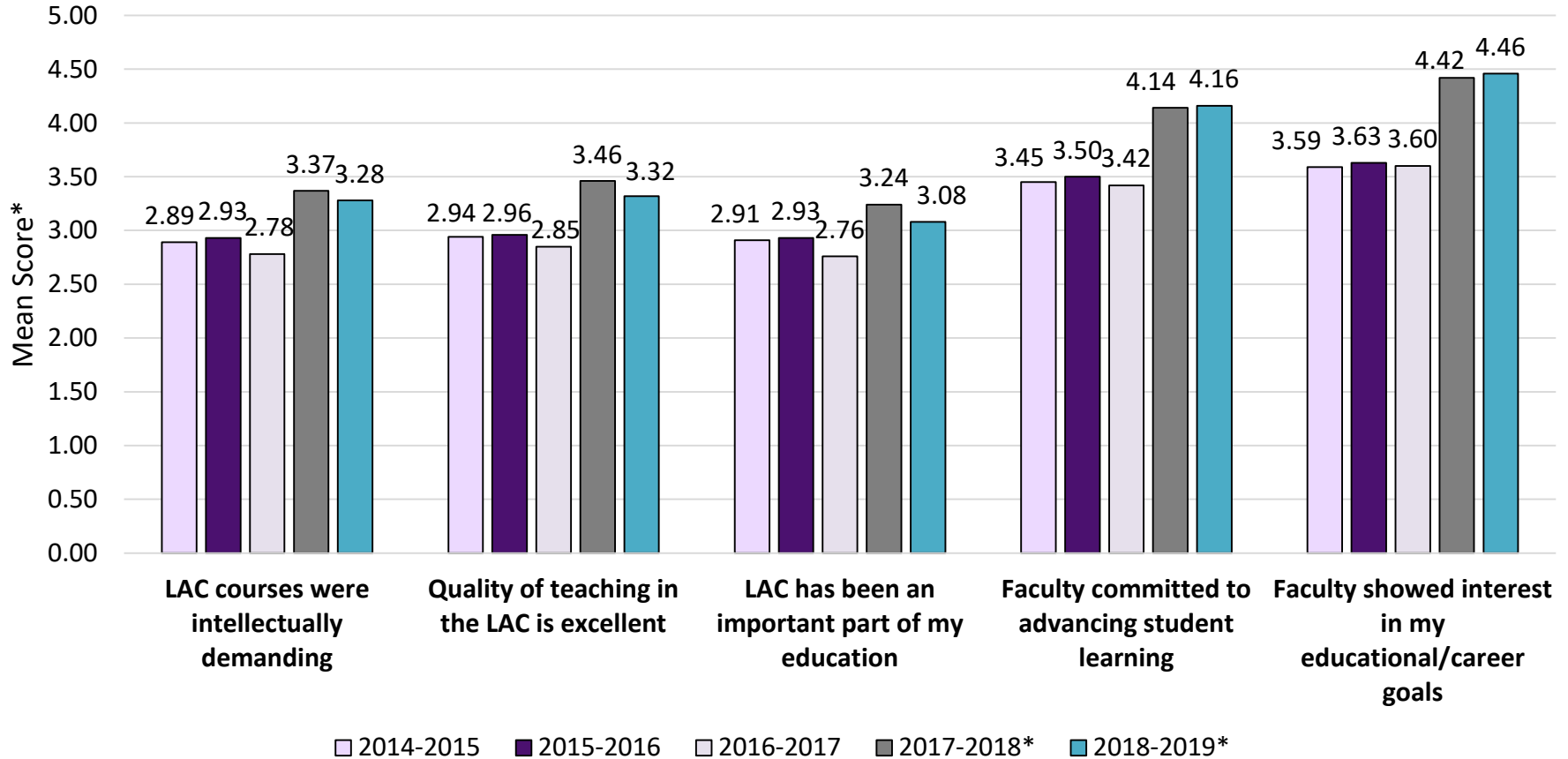
*For the 2017-2018 and 2018-2019 GSS, the mean scores are based on a 1-5 scale: Strongly disagree=1; Disagree=2; 3=Neither agree nor disagree; 4=Agree; 5=Strongly agree
 In past years, mean scores were based on a 1-4 scale: Strongly disagree=1; Disagree=2; Agree=3; Strongly agree=4

Academic & Social Environment Comparison Cont.



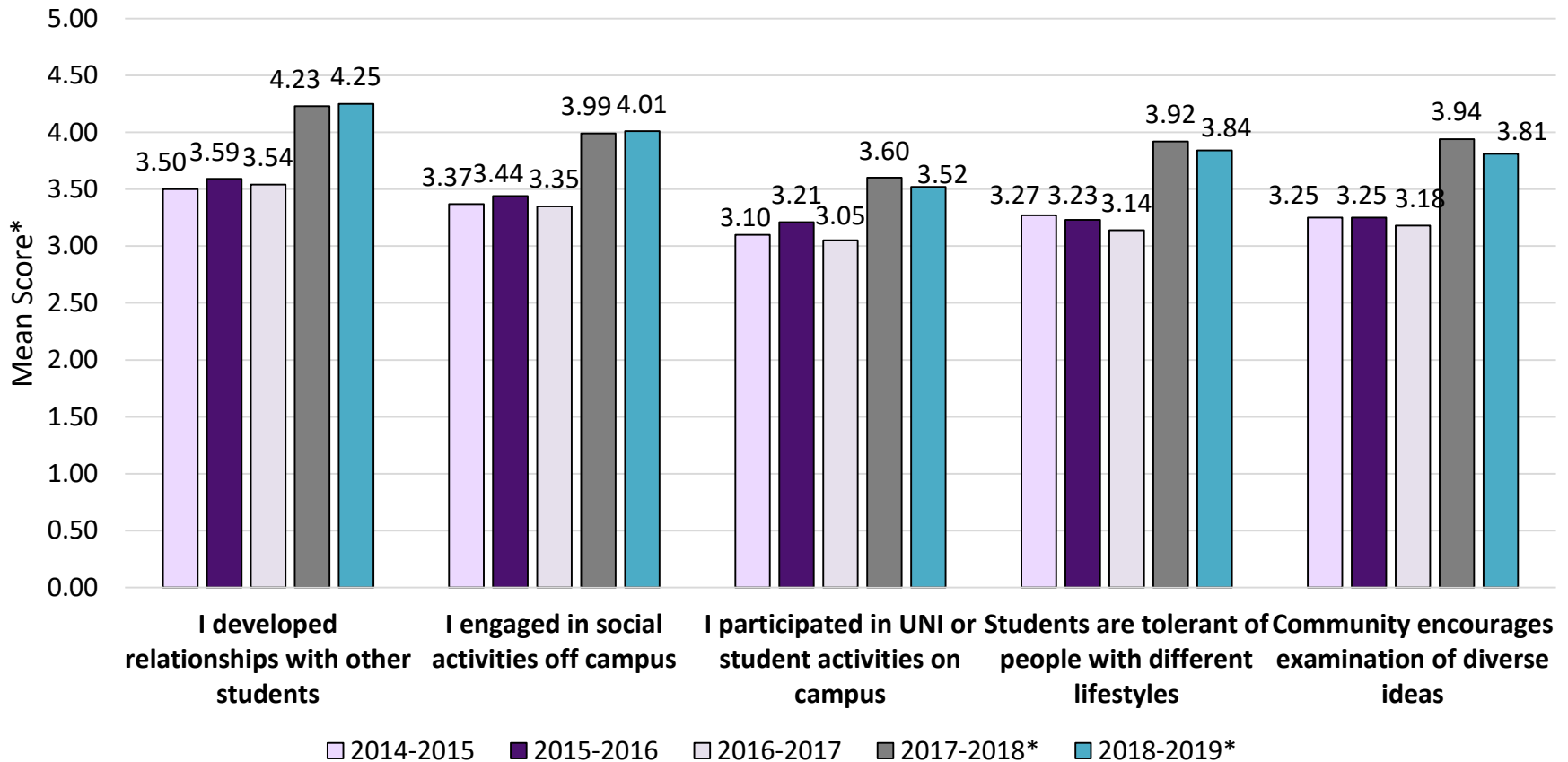
*For the 2017-2018 and 2018-2019 GSS, the mean scores are based on a 1-5 scale: Strongly disagree=1; Disagree=2; 3=Neither agree nor disagree; 4=Agree; 5=Strongly agree
 In past years, mean scores were based on a 1-4 scale: Strongly disagree=1; Disagree=2; Agree=3; Strongly agree=4

Academic & Social Environment Comparison Cont.



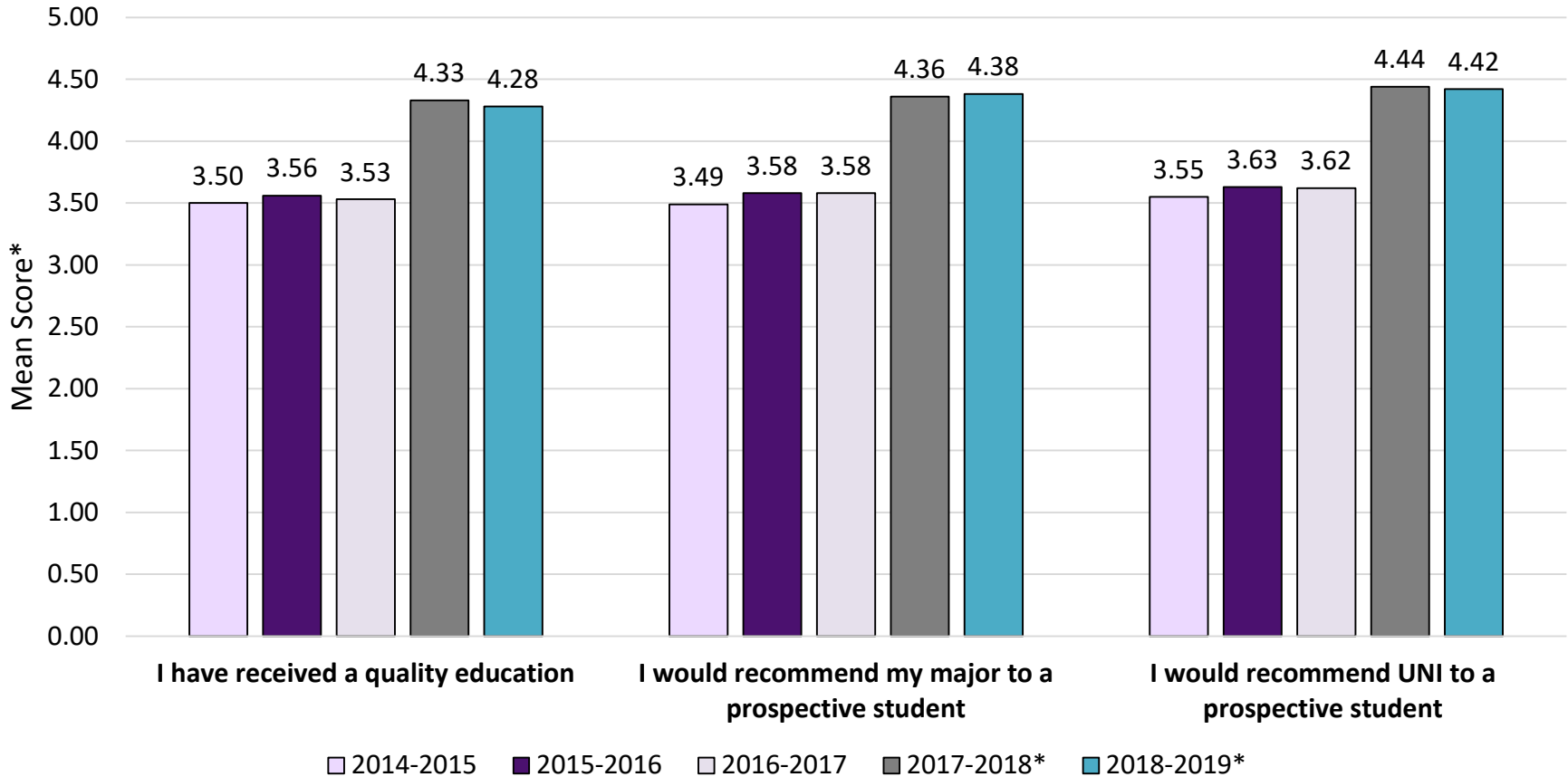
*For the 2017-2018 and 2018-2019 GSS, the mean scores are based on a 1-5 scale: Strongly disagree=1; Disagree=2; 3=Neither agree nor disagree; 4=Agree; 5=Strongly agree
In past years, mean scores were based on a 1-4 scale: Strongly disagree=1; Disagree=2; Agree=3; Strongly agree=4

Academic & Social Environment Comparison Cont.



*For the 2017-2018 and 2018-2019 GSS, the mean scores are based on a 1-5 scale: Strongly disagree=1; Disagree=2; 3=Neither agree nor disagree; 4=Agree; 5=Strongly agree
In past years, mean scores were based on a 1-4 scale: Strongly disagree=1; Disagree=2; Agree=3; Strongly agree=4

Academic & Social Environment Comparison Cont.



*For the 2017-2018 and 2018-2019 GSS, the mean scores are based on a 1-5 scale: Strongly disagree=1; Disagree=2; 3=Neither agree nor disagree; 4=Agree; 5=Strongly agree
 In past years, mean scores were based on a 1-4 scale: Strongly disagree=1; Disagree=2; Agree=3; Strongly agree=4

SURVEY FORM



Photo provided by UNI Facebook Page



CONGRATULATIONS! You are one step closer to graduation. Thank you for taking time to complete this survey. It should only take 5 to 10 minutes of your time.

Please answer honestly. Your responses to this survey will be used for program improvement. Individual responses to this survey will be confidential. Survey findings will be reported in aggregate only.

[NEXT](#)

When do you plan to graduate from the University of Northern Iowa?

Spring 2019

Summer 2019

Other, please specify

BACK **NEXT**

Background Information

Student Information

Name:

UNI E-mail Address:

Please note: You must enter your UNI e-mail address and complete the survey entirely for your name to be entered to win one of the twenty \$25 Amazon gift cards.

BACK **NEXT**

Plans Following Graduation

What is MOST LIKELY to be your PRINCIPAL activity upon graduation from UNI?

Employment, full-time paid

Employment, part-time paid

Graduate or professional school, full-time

Graduate or professional school, part-time

Additional undergraduate coursework

Military service

Volunteer activity (e.g., Peace Corps)

Starting or raising a family

Other, please specify:

Please select all of the following you have done during your time at UNI.

Took a class with a peer mentor

Held a formal leadership role in a student organization (e.g., NISG, Campus Activities Board, Dance Marathon, etc.)

Held a formal peer educator role (e.g., Peer Mentor, RA, Tutor, etc.)

Held other leadership roles at UNI (e.g., Summer Orientation, Pathfinders, etc.)

Completed an internship (includes field experience, student teaching, etc.)

Studied abroad

Worked with faculty or staff on research and scholarship activities

Worked for pay (on- or off-campus)

Engaged in co-curricular activities (e.g., campus organizations, athletic events, theater productions, etc.)

Completed community service and/or volunteer opportunities

Participated in a culminating senior experience (e.g., undergraduate research/thesis, comprehensive exam, etc.)

Educational Experiences and Skills

Think about your future/career goals. Please rate how well UNI has prepared you to...

	Poor	Fair	Average	Good	Excellent	Can't Evaluate
Speak effectively	<input type="radio"/>	<input type="radio"/>	<input type="radio"/>	<input type="radio"/>	<input type="radio"/>	<input type="radio"/>
Communicate through writing	<input type="radio"/>	<input type="radio"/>	<input type="radio"/>	<input type="radio"/>	<input type="radio"/>	<input type="radio"/>
Communicate using charts, graphs, posters, etc.	<input type="radio"/>	<input type="radio"/>	<input type="radio"/>	<input type="radio"/>	<input type="radio"/>	<input type="radio"/>
Use current computer technologies	<input type="radio"/>	<input type="radio"/>	<input type="radio"/>	<input type="radio"/>	<input type="radio"/>	<input type="radio"/>
Make basic calculations and computations	<input type="radio"/>	<input type="radio"/>	<input type="radio"/>	<input type="radio"/>	<input type="radio"/>	<input type="radio"/>
Plan projects	<input type="radio"/>	<input type="radio"/>	<input type="radio"/>	<input type="radio"/>	<input type="radio"/>	<input type="radio"/>
Define and solve problems	<input type="radio"/>	<input type="radio"/>	<input type="radio"/>	<input type="radio"/>	<input type="radio"/>	<input type="radio"/>
Learn new things	<input type="radio"/>	<input type="radio"/>	<input type="radio"/>	<input type="radio"/>	<input type="radio"/>	<input type="radio"/>
Think creatively	<input type="radio"/>	<input type="radio"/>	<input type="radio"/>	<input type="radio"/>	<input type="radio"/>	<input type="radio"/>
Bring information/ideas together from different areas	<input type="radio"/>	<input type="radio"/>	<input type="radio"/>	<input type="radio"/>	<input type="radio"/>	<input type="radio"/>
Analyze and integrate information from a variety of sources	<input type="radio"/>	<input type="radio"/>	<input type="radio"/>	<input type="radio"/>	<input type="radio"/>	<input type="radio"/>
Evaluate the credibility of relevant information and ideas	<input type="radio"/>	<input type="radio"/>	<input type="radio"/>	<input type="radio"/>	<input type="radio"/>	<input type="radio"/>
Conduct yourself in a professional manner	<input type="radio"/>	<input type="radio"/>	<input type="radio"/>	<input type="radio"/>	<input type="radio"/>	<input type="radio"/>
Uphold ethical standards	<input type="radio"/>	<input type="radio"/>	<input type="radio"/>	<input type="radio"/>	<input type="radio"/>	<input type="radio"/>
Adapt to change	<input type="radio"/>	<input type="radio"/>	<input type="radio"/>	<input type="radio"/>	<input type="radio"/>	<input type="radio"/>
Work under pressure	<input type="radio"/>	<input type="radio"/>	<input type="radio"/>	<input type="radio"/>	<input type="radio"/>	<input type="radio"/>
Make decisions	<input type="radio"/>	<input type="radio"/>	<input type="radio"/>	<input type="radio"/>	<input type="radio"/>	<input type="radio"/>
Work independently	<input type="radio"/>	<input type="radio"/>	<input type="radio"/>	<input type="radio"/>	<input type="radio"/>	<input type="radio"/>
Work with people of diverse backgrounds	<input type="radio"/>	<input type="radio"/>	<input type="radio"/>	<input type="radio"/>	<input type="radio"/>	<input type="radio"/>
Work as a team	<input type="radio"/>	<input type="radio"/>	<input type="radio"/>	<input type="radio"/>	<input type="radio"/>	<input type="radio"/>
Lead others	<input type="radio"/>	<input type="radio"/>	<input type="radio"/>	<input type="radio"/>	<input type="radio"/>	<input type="radio"/>
Understand the global interconnectedness of communities	<input type="radio"/>	<input type="radio"/>	<input type="radio"/>	<input type="radio"/>	<input type="radio"/>	<input type="radio"/>
Identify opportunities for volunteering and community service	<input type="radio"/>	<input type="radio"/>	<input type="radio"/>	<input type="radio"/>	<input type="radio"/>	<input type="radio"/>
Be an active participant in your community	<input type="radio"/>	<input type="radio"/>	<input type="radio"/>	<input type="radio"/>	<input type="radio"/>	<input type="radio"/>

Academic and Social Environment

Please indicate the extent to which you agree or disagree with the following statements.

	Strongly Disagree	Disagree	Neither Agree Nor Disagree	Agree	Strongly Agree	Not Sure
Most of the courses I took at UNI were intellectually demanding.	<input type="radio"/>	<input type="radio"/>	<input type="radio"/>	<input type="radio"/>	<input type="radio"/>	<input type="radio"/>
Most of my instructors were intellectually stimulating.	<input type="radio"/>	<input type="radio"/>	<input type="radio"/>	<input type="radio"/>	<input type="radio"/>	<input type="radio"/>
Most of my courses required integration of subject matter from several academic areas.	<input type="radio"/>	<input type="radio"/>	<input type="radio"/>	<input type="radio"/>	<input type="radio"/>	<input type="radio"/>
My learning experience was cumulative over a series of courses.	<input type="radio"/>	<input type="radio"/>	<input type="radio"/>	<input type="radio"/>	<input type="radio"/>	<input type="radio"/>
My academic experience at UNI made me want to be a lifelong learner.	<input type="radio"/>	<input type="radio"/>	<input type="radio"/>	<input type="radio"/>	<input type="radio"/>	<input type="radio"/>
Most of my student peers valued high academic achievement.	<input type="radio"/>	<input type="radio"/>	<input type="radio"/>	<input type="radio"/>	<input type="radio"/>	<input type="radio"/>
The overall quality of teaching at UNI is excellent.	<input type="radio"/>	<input type="radio"/>	<input type="radio"/>	<input type="radio"/>	<input type="radio"/>	<input type="radio"/>
Most of the courses in my major were readily available when I wanted to take them.	<input type="radio"/>	<input type="radio"/>	<input type="radio"/>	<input type="radio"/>	<input type="radio"/>	<input type="radio"/>
My courses taught me to assess the ethical consequences of decisions, actions, and inaction.	<input type="radio"/>	<input type="radio"/>	<input type="radio"/>	<input type="radio"/>	<input type="radio"/>	<input type="radio"/>
The overall quality of most Liberal Arts Core (LAC) classes is excellent.	<input type="radio"/>	<input type="radio"/>	<input type="radio"/>	<input type="radio"/>	<input type="radio"/>	<input type="radio"/>
The purposes of most LAC courses are very clear.	<input type="radio"/>	<input type="radio"/>	<input type="radio"/>	<input type="radio"/>	<input type="radio"/>	<input type="radio"/>
Most of the LAC courses I took at UNI were intellectually demanding.	<input type="radio"/>	<input type="radio"/>	<input type="radio"/>	<input type="radio"/>	<input type="radio"/>	<input type="radio"/>
The overall quality of teaching in the LAC at UNI is excellent.	<input type="radio"/>	<input type="radio"/>	<input type="radio"/>	<input type="radio"/>	<input type="radio"/>	<input type="radio"/>
I believe the LAC has been an important part of my education	<input type="radio"/>	<input type="radio"/>	<input type="radio"/>	<input type="radio"/>	<input type="radio"/>	<input type="radio"/>
The faculty I had contact with were committed to advancing student learning.	<input type="radio"/>	<input type="radio"/>	<input type="radio"/>	<input type="radio"/>	<input type="radio"/>	<input type="radio"/>
At least one faculty member showed an active interest in my educational/career goals.	<input type="radio"/>	<input type="radio"/>	<input type="radio"/>	<input type="radio"/>	<input type="radio"/>	<input type="radio"/>
I developed close relationships with other students.	<input type="radio"/>	<input type="radio"/>	<input type="radio"/>	<input type="radio"/>	<input type="radio"/>	<input type="radio"/>
I often engaged in social activities with other students off campus.	<input type="radio"/>	<input type="radio"/>	<input type="radio"/>	<input type="radio"/>	<input type="radio"/>	<input type="radio"/>
I often participated in University or student sponsored activities on campus.	<input type="radio"/>	<input type="radio"/>	<input type="radio"/>	<input type="radio"/>	<input type="radio"/>	<input type="radio"/>
Most UNI students are tolerant of people whose lifestyles are different from their own.	<input type="radio"/>	<input type="radio"/>	<input type="radio"/>	<input type="radio"/>	<input type="radio"/>	<input type="radio"/>
The UNI community encourages the examination of diverse and controversial ideas.	<input type="radio"/>	<input type="radio"/>	<input type="radio"/>	<input type="radio"/>	<input type="radio"/>	<input type="radio"/>
Because of my experiences at UNI, I intend to be involved in volunteer service after graduation.	<input type="radio"/>	<input type="radio"/>	<input type="radio"/>	<input type="radio"/>	<input type="radio"/>	<input type="radio"/>
At UNI, I learned why a sustainable society is important for the environment.	<input type="radio"/>	<input type="radio"/>	<input type="radio"/>	<input type="radio"/>	<input type="radio"/>	<input type="radio"/>
I believe I have received a high quality education from UNI.	<input type="radio"/>	<input type="radio"/>	<input type="radio"/>	<input type="radio"/>	<input type="radio"/>	<input type="radio"/>
I would recommend my major to a prospective student.	<input type="radio"/>	<input type="radio"/>	<input type="radio"/>	<input type="radio"/>	<input type="radio"/>	<input type="radio"/>
I would recommend UNI to a prospective student.	<input type="radio"/>	<input type="radio"/>	<input type="radio"/>	<input type="radio"/>	<input type="radio"/>	<input type="radio"/>

Employment Information

Job Title:

Name of Organization:

City:

When will you begin your employment?

I currently work there.

1 - 6 months after graduation

6 months - 1 year after graduation

Other

Please approximate your annual salary.

Under \$30,000 (less than \$14.50 per hour)

\$30,000 - \$50,000 (\$14.50 - \$24.00 per hour)

\$50,001 - \$75,000 (\$24.01 - \$36.00 per hour)

\$75,000 - \$100,000 (\$36.01 - \$48.00 per hour)

Over \$100,000 (more than \$48.00 per hour)

Is this job in the state of Iowa?

Yes

No

Plans for Further Education**What are your continuing education plans?**

Accepted to a graduate/professional program

Currently applying to programs, not yet accepted

Accepted to another undergraduate program

None

Please provide the following details:

Institution Name:

City:

State:

Area of Study:

Intended Degree (e.g. MA, EdD):

Term Start Date (e.g. Fall 2019):



Please list the name(s) of any faculty or staff who have had a positive influence on your development as a student at UNI.

What is the name of the high school you graduated from?

Please list the name(s) of any high school teacher or counselor who made a difference in your coming to and/or succeeding at UNI.

BACK

SUBMIT